

## Head 22 — AGRICULTURE, FISHERIES AND CONSERVATION DEPARTMENT

---

**Controlling officer:** the Director of Agriculture, Fisheries and Conservation will account for expenditure under this Head.

<b>Estimate 2001–02</b> .....	<b>\$786.8m</b>
<b>Establishment ceiling 2001–02</b> (notional annual mid-point salary value) representing an estimated 2 196 non-directorate posts at 31 March 2001 reducing by 47 posts to 2 149 posts at 31 March 2002.....	<b>\$449.8m</b>
In addition there will be an estimated seven directorate posts at 31 March 2001 and at 31 March 2002.	
<b>Capital Account commitment balance</b> .....	<b>\$113.8m</b>

---

### Controlling Officer's Report

#### Programmes

<b>Programme (1) Agriculture and Fisheries Services</b>	This programme contributes to Policy Area 2: Food Supply and Food Safety (Secretary for the Environment and Food).
<b>Programme (2) Nature Conservation and Country Parks</b>	This programme contributes to Policy Area 23: Environmental Protection and Conservation (Secretary for the Environment and Food).
<b>Programme (3) Government Wholesale Food Markets</b>	This programme contributes to Policy Area 2: Food Supply and Food Safety (Secretary for the Environment and Food).
<b>Programme (4) Animal and Plant Regulation and Technical Services</b>	This programme contributes to Policy Area 2: Food Supply and Food Safety (Secretary for the Environment and Food), Policy Area 22: Buildings, Lands and Planning (Secretary for Planning and Lands), Policy Area 23: Environmental Protection and Conservation (Secretary for the Environment and Food) and Policy Area 32: Environmental Hygiene (Secretary for the Environment and Food).

#### Detail

##### Programme (1): Agriculture and Fisheries Services

	1999–2000 (Actual)	2000–01 (Approved)	2000–01 (Revised)	2001–02 (Estimate)
Financial provision (\$m)	117.2	135.7 (+15.8%)	129.0 (–4.9%)	<b>146.1</b> <b>(+13.3%)</b>

#### Aim

- 2 The aim is to facilitate agricultural and fisheries production and improve productivity.

#### Brief Description

3 The department provides infrastructural support services to promote efficient production of local farming, capture fisheries and aquaculture industries and sustainable development of agriculture and fisheries in Hong Kong. The work involves:

- the introduction of modern technology and the provision of technical advice, assistance and credit facilities to local agricultural producers with a view to maximising yields and improving the quality of local products;
- the provision of fisheries development, extension and management activities including technical studies, surveys, assistance and advice, and vocational training to fishermen for improving the productivity of the fisheries sector;
- law enforcement in the fields of fisheries and fish culture; and
- the provision of administrative and technical support to the operation of the Vegetable Marketing Organisation and the Fish Marketing Organisation.

4 The performance targets of the programme were satisfactorily achieved in 2000. Agricultural production and the overall fisheries production remained steady in general.

- 5 The key performance measures in respect of agriculture and fisheries services are:

## Head 22 — AGRICULTURE, FISHERIES AND CONSERVATION DEPARTMENT

### Targets

	Target		1999 (Actual)	2000 (Actual)	2001 (Plan)
	Operational	Turnround time			
agriculture					
accredited vegetable farms					
(total no.).....	205	—	193	206	<b>210</b>
(total hectares).....	1 040	—	871	954	<b>1 000</b>
fisheries					
mariculture farms adopting environmentally-friendly practices (total no.).....	500	—	460	518	<b>530</b>
renewal of marine fish culture licence (in person).....	—	55 minutes	55 minutes	50 minutes	<b>50 minutes</b>

### Indicators

	1999 (Actual)	2000 (Actual)	2001 (Estimate)
agriculture			
composite productivity index (100 in 1985).....	198	202	<b>202</b>
production			
vegetables (tonnes).....	48 000	42 500	<b>37 000</b>
(\$m).....	123	119	<b>105</b>
livestock (tonnes).....	55 200	60 963	<b>57 000</b>
(\$m).....	766	801	<b>760</b>
throughput at Vegetable Marketing Organisation market			
(tonnes).....	264 000	262 000	<b>263 000</b>
(\$m).....	812	813	<b>823</b>
loans			
(no.).....	244	214	<b>210</b>
(\$m).....	17.0	14.2	<b>14.0</b>
fisheries			
production			
capture (tonnes).....	127 800	157 000	<b>157 000</b>
(\$m).....	1,525	1,620	<b>1,600</b>
culture (tonnes).....	5 810	4 660	<b>4 600</b>
(\$m).....	140	151	<b>150</b>
throughput at Fish Marketing Organisation markets			
(tonnes).....	51 000	54 420	<b>54 000</b>
(\$m).....	478	899	<b>890</b>
loans			
(no.).....	1 166	322	<b>320</b>
(\$m).....	94	31.3	<b>45</b>

### Matters Requiring Special Attention in 2001-02

6 In agriculture, emphasis will be given to the development of alternative farming such as organic cultivation and intensive greenhouse production, and the introduction of new plant varieties. In capture fisheries, efforts will be devoted to enhancing and conserving fisheries resources through the implementation of one or more fisheries resources management measures as agreed by the Working Group on Fisheries Management, the deployment of artificial reefs and the study on the feasibility of developing an offshore fishing industry. In aquaculture, the department will continue to promote environmentally-friendly culture practices and strengthen the efforts in aquaculture research and the provision of fish health management service to fish farmers.

### Programme (2): Nature Conservation and Country Parks

	1999-2000 (Actual)	2000-01 (Approved)	2000-01 (Revised)	2001-02 (Estimate)
Financial provision (\$m)	366.0	394.6 (+7.8%)	395.0 (+0.1%)	<b>416.5</b> <b>(+5.4%)</b>

### Aim

7 The aim is to conserve flora, fauna and natural habitats; to manage country parks, special areas, marine parks and marine reserves; and to control international trade in endangered species of animals and plants in Hong Kong.

## Head 22 — AGRICULTURE, FISHERIES AND CONSERVATION DEPARTMENT

### *Brief Description*

8 The department is responsible for the conservation of local flora, fauna and natural habitats; the management of country parks, special areas, marine parks and marine reserves; and the control of international trade in endangered species in Hong Kong. The work involves:

- the development and management of country parks, special areas, marine parks and marine reserves for the purpose of nature conservation, recreation, tourism and education;
- the provision of nature conservation advice on development proposals, planning studies and environmental impact assessments, and the identification of Sites of Special Scientific Interest;
- the promotion of public awareness of nature conservation and enforcement of nature conservation legislation;
- the monitoring and auditing of ecological mitigation measures as a consequence of development projects;
- the licensing control of international trade in endangered species and curbing of illegal trade in endangered species in Hong Kong; and
- the conservation management of Mai Po and Inner Deep Bay Ramsar sites.

9 The performance targets of the programme were satisfactorily achieved in 2000.

10 The key performance measures in respect of nature conservation and country parks are:

### *Targets*

	Target		1999 (Actual)	2000 (Actual)	2001 (Plan)
	Operational	Turnround time			
country parks and special areas managed (hectares).....	41 582	—	41 582	41 582	<b>43 966</b>
marine parks and marine reserves managed (hectares).....	2 160	—	2 160	2 160	<b>2 430</b>
issue of certificates in respect of endangered species .....	—	3 working days	3	2-3	<b>2</b>

### *Indicators*

	1999 (Actual)	2000 (Actual)	2001 (Estimate)
no. of seedlings produced .....	962 000	710 000	<b>700 000</b>
no. of seedlings planted.....	660 000	648 000	<b>780 000</b>
no. of Sites of Special Scientific Interest listed.....	64	64	<b>64</b>
no. of ecological impact assessment applications and studies handled.....	152	135	<b>150</b>
no. of participants in educational activities.....	200 000	225 000	<b>230 000</b>
no. of visitors to country parks (million).....	10.7	10.9	<b>11.0</b>
no. of hill fires attended to.....	193	65	<b>100</b>
no. of endangered species licences/certificates .....	13 622	15 815	<b>17 000</b>
no. of endangered species inspections .....	15 125	17 230	<b>17 000</b>
no. of endangered species prosecutions .....	273	326	<b>300</b>

### *Matters Requiring Special Attention in 2001–02*

11 During 2001–02, emphasis will be given to:

- the study of potential country parks;
- the designation of additional marine parks;
- the implementation of an ecological monitoring programme for the Mai Po and Inner Deep Bay Ramsar sites;
- the review of country parks legislation;
- the examination of ecological impact assessment applications and studies and the monitoring and auditing of ecological mitigation measures as a consequence of development projects;
- maintaining enforcement action against illegal trade in endangered species; and
- the maintenance of government slopes in country parks.

## Head 22 — AGRICULTURE, FISHERIES AND CONSERVATION DEPARTMENT

### Programme (3): Government Wholesale Food Markets

	1999–2000 (Actual)	2000–01 (Approved)	2000–01 (Revised)	2001–02 (Estimate)
Financial provision (\$m)	80.4	72.9 (–9.3%)	68.5 (–6.0%)	<b>79.3</b> <b>(+15.8%)</b>

#### *Aim*

**12** The aim is to ensure adequate provision and efficient operation of government wholesale marketing facilities for fresh food produce.

#### *Brief Description*

**13** The department has a major role to play in the development and provision of modern marketing facilities for the efficient and orderly wholesale marketing of fresh food produce, such as vegetables, fruit, live freshwater fish, live poultry and eggs. The work involves:

- the design, planning and development of wholesale markets;
- the re-provisioning of outdated and dilapidated wholesale markets; and
- the management of existing wholesale markets.

**14** The performance targets of the programme were satisfactorily achieved in 2000.

**15** The key performance measures in respect of government wholesale food markets are:

#### *Indicators*

	1999 (Actual)	2000 (Actual)	2001 (Estimate)
% of rentable market stall space occupied.....	97.1	93.8	<b>95.0</b>
annual throughput (tonnes).....	649 000	598 000	<b>481 000</b>
markets under planning/consideration.....	3	3	<b>3</b>
area of wholesale markets managed (m <sup>2</sup> ).....	295 645	295 645	<b>283 145</b>

#### *Matters Requiring Special Attention in 2001–02*

**16** The government plans to re-provision the Yau Ma Tei Fruit Market, the Cheung Sha Wan Temporary Wholesale Poultry Market and the wholesale vegetable market of the Vegetable Marketing Organization. Various options ranging from accommodating all fresh food produce wholesale trades in one multi-storey market complex at Cheung Sha Wan to relocating each trade separately are being explored in consultation with the parties concerned. During 2001–02, the department will continue to focus on the planning of related works.

### Programme (4): Animal and Plant Regulation and Technical Services

	1999–2000 (Actual)	2000–01 (Approved)	2000–01 (Revised)	2001–02 (Estimate)
Financial provision (\$m)	152.2	139.8 (–8.1%)	138.7 (–0.8%)	<b>144.9</b> <b>(+4.5%)</b>

#### *Aim*

**17** The aim is to monitor the welfare of, and control the diseases in, animals and plants through enforcement of relevant legislation, to protect public health, and to provide technical services.

#### *Brief Description*

**18** The department is responsible for prevention of the introduction and spread of animal and plant diseases, safeguard of animal welfare, regulation of drug use in livestock farms, provision of services to facilitate export of plants, animals and plant/animal by-products, prevention of rabies and enforcement of regulations pertaining to animal welfare and import requirements. The work involves:

- the prevention and control of rabies;
- the provision of quarantine services;
- the inspection of animals and plants imported into the territory;
- the inspection of farms where food animals are kept;
- the inspection of premises and establishments where animals are kept for exhibition or trading purposes; and

## Head 22 — AGRICULTURE, FISHERIES AND CONSERVATION DEPARTMENT

- the instigation of prosecution against offenders under relevant legislation.

19 The technical services provided by the department include:

- advising on development projects affecting agriculture, countryside and fisheries, and assessing ex-gratia payments to primary producers arising therefrom;
- managing agricultural weirs;
- licensing livestock farms;
- facilitating export trade in produce of animal origin;
- safeguarding public health through the control of pesticides and drug use in livestock farms; and
- supervising credit unions and co-operative societies.

20 The performance targets of the programme were satisfactorily achieved in 2000.

21 The key performance measures in respect of animal and plant regulation and technical services are:

### Targets

	Target		1999 (Actual)	2000 (Actual)	2001 (Plan)
	Operational	Turnround time			
animal and plant regulation					
prevention					
no. of reported cases of rabies...	0	—	0	0	<b>0</b>
percentage of dogs vaccinated in strategic Rabies Control Areas .....	80†	—	81	80	<b>80</b>
enforcement					
issue of animal health certificates .....	—	2 working days	2	2	<b>2</b>
issue of licences/permits .....	—	3 working days	3	3	<b>3</b>
issue of sanitary certificates for products of animal origin .....	—	3 working days	3	3	<b>3</b>
technical services					
management of agricultural weirs					
no. of weirs to be cleansed .....	170	—	173	178	<b>170</b>
plant health certification					
issue of phytosanitary certificates .....	—	2 working days	2	2	<b>2</b>
control of pesticides					
issue of pesticide permits .....	—	2 working days	2	2	<b>2</b>

† World Health Organisation recommends a minimum of 70%.

### Indicators

	1999 (Actual)	2000 (Actual)	2001 (Estimate)
animal and plant regulation			
prevention			
no. of stray animals caught.....	14 687	17 233	<b>16 000</b>
no. of animals vaccinated and quarantined.....	34 136	32 036	<b>30 000</b>
enforcement			
no. of licences/permits .....	18 933	16 400	<b>17 000</b>
no. of animal and plant health certificates .....	4 166	3 841	<b>3 800</b>
technical services			
ex-gratia payment assessment			
area assessed for crop ex-gratia payment (hectares).....	115	46	<b>100</b>
area assessed for aquaculture fisheries ex-gratia payment (m <sup>2</sup> ).....	157 000	358 321	<b>611 000</b>

## Head 22 — AGRICULTURE, FISHERIES AND CONSERVATION DEPARTMENT

---

	1999 (Actual)	2000 (Actual)	2001 (Estimate)
no. of claims assessed for capture fisheries			
ex-gratia payment.....	201	885	<b>2 700</b>
planning/development advisory service			
no. of planning/development studies .....	981	725	<b>810</b>
licensing of livestock farms			
no. of farms licensed .....	169	267	<b>170</b>
control of pesticides			
no. of pesticides registered.....	19	19	<b>18</b>
no. of licences/permits issued.....	2 990	2 905	<b>2 900</b>
regulation of credit unions and co-operative societies			
no. of accounts examined or audited.....	354	338	<b>335</b>

### *Matters Requiring Special Attention in 2001–02*

22 During 2001–02, emphasis will be given to:

- regulating the keeping of dangerous dogs;
- regulating veterinary surgeons;
- regulating livestock keeping for water pollution control reasons;
- promoting animal welfare through the work of the Animal Welfare Advisory Group;
- enhancing pesticides control;
- stepping up inspection in local farms to prevent diseases;
- studying the epidemiology of foot and mouth disease in food animals with a view to identifying control measures where appropriate;
- introducing rapid diagnostic tests for major animal and bird diseases to reduce losses;
- stepping up surveillance for drug residues in food animals and implementing tracing back systems;
- regulating the feeding of chemicals to food animals; and
- extending import control to animal products and feeds to prevent animals diseases.

## Head 22 — AGRICULTURE, FISHERIES AND CONSERVATION DEPARTMENT

### ANALYSIS OF FINANCIAL PROVISION

Programme	1999–00 (Actual) (\$m)	2000–01 (Approved) (\$m)	2000–01 (Revised) (\$m)	2001–02 (Estimate) (\$m)
(1) Agriculture and Fisheries Services .....	117.2	135.7	129.0	146.1
(2) Nature Conservation and Country Parks .....	366.0	394.6	395.0	416.5
(3) Government Wholesale Food Markets .....	80.4	72.9	68.5	79.3
(4) Animal and Plant Regulation and Technical Services .....	152.2	139.8	138.7	144.9
	715.8	743.0 (+3.8%)	731.2 (–1.6%)	786.8 (+7.6%)

#### Analysis of Financial and Staffing Provision

##### Programme (1)

Provision for 2001–02 is \$17.1 million (13.3%) higher than the revised estimate for 2000–01. This is mainly due to increases in capital expenditure, salary increments for existing staff, full-year provision for filling of vacancies and posts created in 2000–01, partly offset by the deletion of four posts in 2001–02 under the Enhanced Productivity Programme and 13 time-limited posts upon completion of capital projects. In addition, another 22 posts have also been deleted in 2000–01 under the Enhanced Productivity Programme.

##### Programme (2)

Provision for 2001–02 is \$21.5 million (5.4%) higher than the revised estimate for 2000–01. This is mainly due to increases in capital expenditure, salary increments for existing staff, full-year provision for filling of vacancies and posts created in 2000–01 and the creation of five posts in 2001–02, including three posts for designating two marine parks around the sea areas of Soko Islands and Southwest Lantau and two posts for other projects, partly offset by the deletion of 23 posts in 2001–02 under the Enhanced Productivity Programme. In addition, another 18 posts have also been deleted in 2000–01 under the Enhanced Productivity Programme.

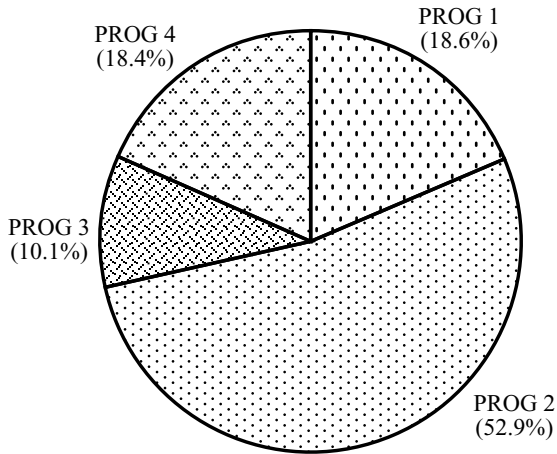
##### Programme (3)

Provision for 2001–02 is \$10.8 million (15.8%) higher than the revised estimate for 2000–01. This is mainly due to increases in capital expenditure and full-year provision for filling of vacancies, partly offset by deletion of 11 posts in 2001–02 under the Enhanced Productivity Programme. In addition, another 26 posts have also been deleted in 2000–01 under the Enhanced Productivity Programme.

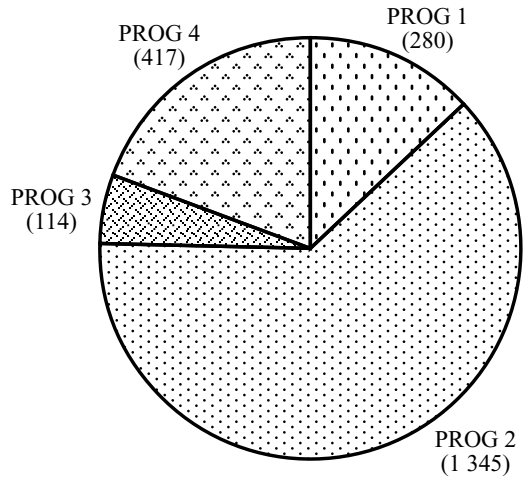
##### Programme (4)

Provision for 2001–02 is \$6.2 million (4.5%) higher than the revised estimate for 2000–01. This is mainly due to salary increments for existing staff, full-year provision for filling of vacancies and posts created in 2000–01 and additional provision for improving food safety measures, partly offset by the deletion of one post in 2001–02 under the Enhanced Productivity Programme. In addition, another one post has also been deleted in 2000–01 under the Enhanced Productivity Programme.

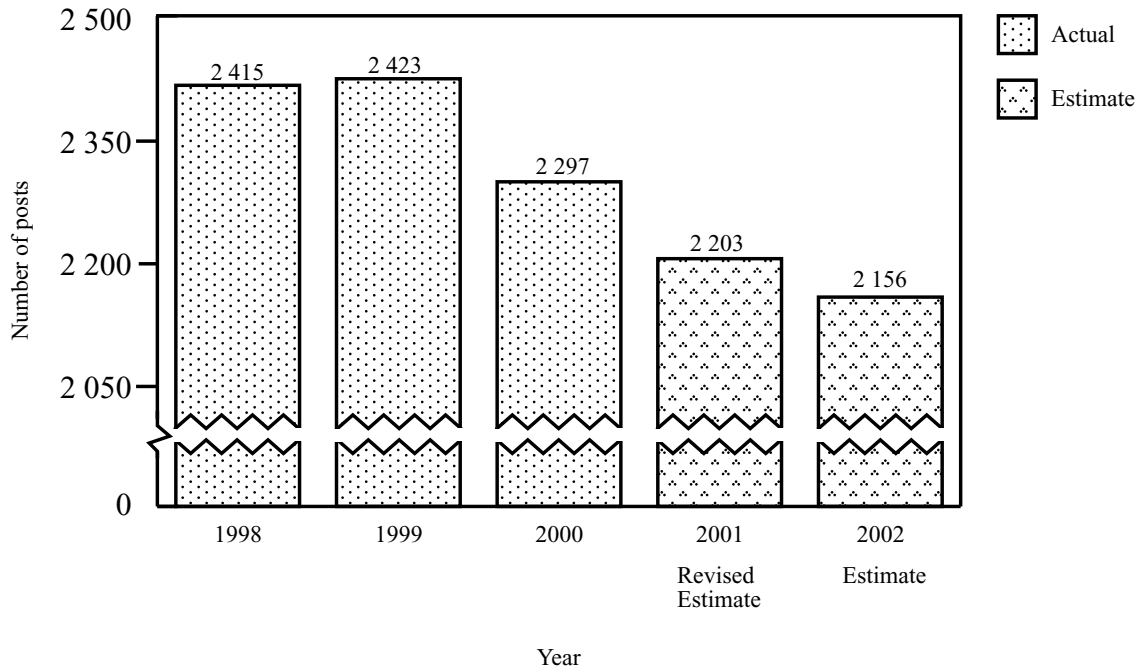
*Allocation of provision to programmes (2001-02)*



*Staff by programme (as at 31 March 2002)*



*Changes in the size of the establishment (as at 31 March)*





## Head 22 — AGRICULTURE, FISHERIES AND CONSERVATION DEPARTMENT

Sub-head (Code)	Actual expenditure 1999–2000	Approved estimate 2000–01	Revised estimate 2000–01	Estimate 2001–02
	\$ '000	\$ '000	\$ '000	\$'000
<b>Recurrent Account</b>				
000				<b>688,344</b>
	—	—	—	
	521,719	513,744	509,976	—
	12,664	13,176	11,354	—
	8,935	9,522	8,843	—
	112,663	121,045	131,045	—
	1,250	1,237	1,237	—
	77	80	80	—
	192	192	192	—
	3,398	3,230	3,230	—
	<u>660,898</u>	<u>662,226</u>	<u>665,957</u>	<u>688,344</u>
<b>Capital Account</b>				
I — Plant, Equipment and Works				
600	1,654	8,652	8,123	<b>6,833</b>
603	11,537	5,431	3,090	<b>2,604</b>
609	908	1,180	1,180	<b>1,200</b>
610	7,501	9,200	9,200	<b>9,200</b>
661	1,842	2,810	3,360	<b>9,174</b>
	<u>23,442</u>	<u>27,273</u>	<u>24,953</u>	<u>29,011</u>
II — Other Non-Recurrent				
700	27,734	49,203	35,966	<b>62,927</b>
844	3,717	4,320	4,320	<b>6,470</b>
	<u>31,451</u>	<u>53,523</u>	<u>40,286</u>	<u>69,397</u>
	<u>54,893</u>	<u>80,796</u>	<u>65,239</u>	<u>98,408</u>
	<u>715,791</u>	<u>743,022</u>	<u>731,196</u>	<u>786,752</u>

## Head 22 — AGRICULTURE, FISHERIES AND CONSERVATION DEPARTMENT

### Details of Expenditure by Subhead

The estimate of the amount required in 2001–02 for the salaries and expenses of the Agriculture, Fisheries and Conservation Department is \$786,752,000. This represents an increase of \$55,556,000 over the revised estimate for 2000–01 and of \$70,961,000 over actual expenditure in 1999–2000.

#### Recurrent Account

**2** Provision of \$688,344,000 under *Subhead 000 Operational expenses* is for the salaries and allowances of staff of the Agriculture, Fisheries and Conservation Department and its other operating expenses. Management and control of the department's operational expenses takes the form of a one-line vote. The controlling officer is given flexibility in the virement of funds within the subhead to facilitate the achievement of greater efficiency and enhanced productivity.

**3** As a vote-funded department, the department is subject to establishment control. The establishment at 31 March 2001 will be 2 203 permanent posts. It is expected that a net 47 posts will be deleted in 2001–02. Subject to certain conditions, the controlling officer may under delegated powers create or delete non-directorate posts during 2001–02, but the notional annual mid-point salary value of all such posts must not exceed \$449,834,000 which will be reduced to \$448,346,000 upon deletion of eight posts in the course of the year.

**4** An analysis of financial provision under *Subhead 000 Operational expenses* is as follows:

	1999–2000 (Actual) (\$' 000)	2000–01 (Original Estimate) (\$' 000)	2000–01 (Revised Estimate) (\$' 000)	<b>2001–02 (Estimate) (\$'000)</b>
Personal emoluments				
- Salaries .....	521,719	513,744	509,976	<b>518,877</b>
- Allowances .....	12,664	13,176	11,354	<b>11,899</b>
- Job-related allowances .....	8,935	9,522	8,843	<b>9,022</b>
Departmental expenses				
- General departmental expenses .....	112,663	121,045	131,045	<b>143,832</b>
Subventions				
- Society for the Prevention of Cruelty to Animals (Hong Kong).....	1,250	1,237	1,237	<b>1,212</b>
- Network of Aquaculture Centres in Asia and the Pacific .....	77	80	80	<b>80</b>
- World Wide Fund for Nature (Hong Kong).....	192	192	192	<b>192</b>
- Subventions to conservation and management of Ramsar site.....	3,398	3,230	3,230	<b>3,230</b>
	660,898	662,226	665,957	<b>688,344</b>

**5** Subject to the cash-limited ceiling of \$688,344,000 which will not be increased in the course of the year except for increases to the personal emoluments portion in line with the civil service pay adjustment, the controlling officer may deploy funds freely to meet requirements under each of the various expenditure components. The Administration will provide to Finance Committee quarterly financial reports showing actual spending and any redeployment of funds within *Subhead 000 Operational expenses* based on the above analysis.

#### Capital Account

##### Plant, Equipment and Works

**6** Provision of \$1,200,000 under *Subhead 609 Minor irrigation works in the New Territories (block vote)* is for a programme to provide irrigation works to assist agricultural development in the New Territories up to a limit of \$700,000 for each project.

**7** Provision of \$9,200,000 under *Subhead 610 Minor recreational facilities and roadworks in country parks (block vote)* is for minor works such as fire lookouts, public toilets, shelters and roads up to a limit of \$500,000 for each project, and for building materials for recreational facilities such as barbecue pits, information boards, shelters and outdoor furniture.

**8** Provision of \$9,174,000 under *Subhead 661 Minor plant, vehicles and equipment (block vote)* represents an increase of \$5,814,000 (173.0%) over the revised estimate for 2000–01. This is mainly due to increased requirement for equipment.

## Head 22 — AGRICULTURE, FISHERIES AND CONSERVATION DEPARTMENT

---

### Other Non-Recurrent

9 Provision of \$6,470,000 under *Subhead 844 Minor conservation projects and studies (block vote)* is for conducting conservation, education and management projects and studies up to a limit of \$2,000,000 each, particularly those in relation to the Ramsar sites at Mai Po and Inner Deep Bay. The increase of \$2,150,000 (49.8%) over the revised estimate for 2000–01 is due to increased requirement for marine conservation.

## Head 22 — AGRICULTURE, FISHERIES AND CONSERVATION DEPARTMENT

### Capital Account

#### Commitments

Sub-head (Code)	Item (Code)	Ambit	Approved commitment	Accumulated expenditure to 31.3.2000	Revised estimated expenditure for 2000-01	Balance
			\$ 000	\$ 000	\$ 000	\$ 000
600		<i>Works</i>				
	316	Construction of toilet at Tai Tam South.	1,760	1,567	10	183
	327	Construction of toilet at Tai Au Mun, Clear Water Bay Country Park.....	2,100	1,515	250	335
	329	Construction of toilet at Tai Tong, Tai Lam Country Park.....	2,050	1,848	73	129
	334	Construction of a footpath at Sai Kung West Country Park (Wan Tsai Extension).....	5,000	552	2,500	1,948
	335	Reprovisioning of Tin Fu Tsai Fire Lookout .....	1,500	1,057	75	368
	340	Upgrading of Pok Fu Lam Management Centre and provision of Lung Fu Shan Depot .....	5,212	—	3,275	1,937
	341	Construction of three concrete water tanks in Tai Lam Country Parks .....	495	—	490	5
	342	Construction of toilet at Pak Tam Chung Sai Kung West Country Park..	2,360	—	200	2,160
	343	Construction of a drainage system at Shing Mun Arboretum.....	1,700	—	1,200	500
	345	Construction of toilet at Sham Tseng Tai Lam Country Park.....	2,360	—	—	2,360
	346	Construction of toilet at Pak Tam Au Sai Kung West Country Park.....	2,360	—	—	2,360
	347	Construction of fire lookout at Hoi Ha, Sai Kung.....	2,800	—	—	2,800
	348	Construction of three concrete water tanks in Shing Mun Country Park.....	495	—	—	495
			<u>30,192</u>	<u>6,539</u>	<u>8,073</u>	<u>15,580</u>
603		<i>Plant, vehicles and equipment</i>				
	333	Replacement of radio communication equipment for hill fire fighting.....	5,450	5,150	250	50
	337	A catamaran for the protection and management of Marine Parks and the Plover Cove (Extension) country parks.....	2,100	—	1,050	1,050
	338	Acquisition of a set of equipment items for testing for harmful chemicals in fresh produce.....	2,981	2,687	290	4
	344	Acquisition of a catamaran vessel for the monitoring and investigation of red tide.....	3,000	—	1,500	1,500
			<u>13,531</u>	<u>7,837</u>	<u>3,090</u>	<u>2,604</u>
700		<i>General other non-recurrent</i>				
	536	Setting up a marine sanctuary in the Sha Chau and Lung Kwu Chau area...	21,000	12,677	2,000	6,323
	540	Artificial reefs project.....	80,100	22,010	5,900	52,190
	543	Employment of geotechnical consultant to carry out engineer inspections of off road slopes in country parks.....	1,855	1,670	88	97

## Head 22 — AGRICULTURE, FISHERIES AND CONSERVATION DEPARTMENT

### Capital Account —Cont' d.

#### Commitments —Cont' d.

Sub-head (Code)	Item (Code)	Ambit	Approved commitment	Accumulated expenditure to 31.3.2000	Revised estimated expenditure for 2000-01	Balance
			\$ 000	\$ 000	\$ 000	\$ 000
700		<i>General other non-recurrent —Cont' d.</i>				
	545	Consultancy study on the conservation biology of the finless porpoise in Hong Kong .....	8,000	4,836	2,800	364
	546	Consultancy study on wetland compensation .....	50,000	8,111	16,500	25,389
	547	Consultancy study on fisheries and marine ecological criteria for assessment of impacts of development projects .....	4,500	2,231	2,113	156
	552	Consultancy study on red tide for formulating comprehensive management strategies and effective action plans to address red tide problems .....	4,000	3,334	175	491
	553	Ex-gratia payment to chicken slaughtering operators in the Cheung Sha Wan Temporary Wholesale Poultry Market for termination of the tenancy of the slaughtering units .....	1,980	—	160	1,820
	554	Consultancy study on the feasibility of developing an off-shore fishing industry for Hong Kong .....	3,000	—	2,143	857
	555	Study on the feasibility of clay application as a red tide mitigation measure .....	1,300	173	977	150
	556	Promotion of the community's awareness of, and interest in the conservation of Chinese White Dolphins .....	700	—	600	100
	557	12th Asia-Pacific Economic Cooperation Fisheries Working Group Meeting 2001 .....	450	—	310	140
	558	Design, construct and supply fisheries exhibition at the Lion's Education Centre, Sai Kung .....	1,750	—	1,700	50
	559	Consultancy Study on Marine Benthic Communities in Hong Kong .....	4,140	—	200	3,940
	560	Compilation of Hong Kong Flora .....	3,300	—	300	3,000
	561	Publicity on Protection of Endangered Species .....	500	—	—	500
			<u>186,575</u>	<u>55,042</u>	<u>35,966</u>	<u>95,567</u>
		Total .....	<u>230,298</u>	<u>69,418</u>	<u>47,129</u>	<u>113,751</u>