

## Head 49 — FOOD AND ENVIRONMENTAL HYGIENE DEPARTMENT

---

**Controlling officer:** the Director of Food and Environmental Hygiene will account for expenditure under this Head.

<b>Estimate 2005–06</b> .....	<b>\$3,889.9m</b>
<b>Establishment ceiling 2005–06</b> (notional annual mid-point salary value) representing an estimated 11 667 non-directorate posts as at 31 March 2005 reducing by 618 posts to 11 049 posts as at 31 March 2006 .....	<b>\$2,093.5m</b>
In addition, there will be an estimated 13 directorate posts as at 31 March 2005 and as at 31 March 2006.	
<b>Commitment balance</b> .....	<b>\$372.0m</b>

---

### Controlling Officer's Report

#### Programmes

<b>Programme (1) Food Safety and Public Health</b>	This programme contributes to Policy Area 2: Agriculture, Fisheries and Food Safety (Secretary for Health, Welfare and Food).
<b>Programme (2) Environmental Hygiene and Related Services</b>	These programmes contribute to Policy Area 32: Environmental Hygiene (Secretary for Health, Welfare and Food).
<b>Programme (3) Market Management and Hawker Control</b>	
<b>Programme (4) Public Education and Community Involvement</b>	This programme contributes to Policy Area 2: Agriculture, Fisheries and Food Safety (Secretary for Health, Welfare and Food) and Policy Area 32: Environmental Hygiene (Secretary for Health, Welfare and Food).

#### Detail

##### Programme (1): Food Safety and Public Health

	2003–04 (Actual)	2004–05 (Original)	2004–05 (Revised)	<b>2005–06 (Estimate)</b>
Financial provision (\$m)	448.5	442.0	485.4 (+9.8%)	<b>494.7</b> (+1.9%)
				(or +11.9% on 2004–05 Original)

#### Aim

**2** The aim is to ensure that food available for human consumption is wholesome, hygienic and safe; and to safeguard public health through testing and control of live food animals and effective pest control.

#### Brief Description

**3** The work involves:

- conducting food surveillance at various points of the food chain and taking enforcement actions;
- ensuring pre-packaged food for sale is properly labelled;
- promoting Hazard Analysis and Critical Control Point (HACCP) approach to the trade and the adoption of the HACCP-based food safety plan;
- conducting risk assessment on food and providing timely information to the public;
- investigating and managing food incidents;
- exercising import control on high-risk food and issuing health certificates for food exports;
- exercising import control on live food animals;
- conducting inspections and tests on live food animals at licensed slaughterhouses and wholesale markets;

## Head 49 — FOOD AND ENVIRONMENTAL HYGIENE DEPARTMENT

- providing meat inspection services at licensed slaughterhouses;
- conducting risk assessment on pests affecting public health;
- taking control measures to prevent vector-borne diseases; and
- investigating incidents of vector-borne diseases.

4 Most of the performance targets set for 2004 were achieved.

5 The key performance measures are:

### *Targets*

	Target	2003 (Actual)	2004 (Actual)	2005 (Plan)
applications for import of game, meat and poultry to be processed within five working days (%) .....	98	100	100	<b>98</b>
applications for import of milk and milk products to be processed within 13 working days (%) .....	98	100	100	<b>98</b>
applications for import of frozen confections to be processed within 13 working days (%) .....	98	100	100	<b>98</b>
applications for export or re-export food health certificates to be processed within 13 working days (%) .....	98	100	100	<b>98</b>
inspecting vehicles carrying vegetables at Man Kam To Food Control Office (% of vehicles) .....	98	100	99	<b>98</b>
food surveillance through testing of food samples (no. of food samples tested per 1 000 population per year).....	8	8	8	<b>8</b>
initiating investigation of reports of food unfit for human consumption within 24 hours (%) .....	100	100	100	<b>100</b>
initiating investigation of complaints about food labelling within three working days (%) .....	100	100	100	<b>100</b>
issuing veterinary health certificates for exported food containing animal products within three working days (%) .....	98	100	100	<b>98</b>
inspecting vehicles carrying poultry at Man Kam To (% of vehicles)# .....	100	100	100	<b>100</b>
testing pigs for beta-agonists (% of lots)....	98	100	100	<b>98</b>
conducting inspections of farms exporting food animals to Hong Kong (no. of farms).....	20	20	43	<b>20</b>
initiating pest control measures within 24 hours upon receiving report of vector-borne diseases (%) .....	100	100	100	<b>100</b>
dealing with complaints on pest control matters within seven working days (%) .	100	100	99	<b>100</b>

# The target has been raised from 98% to 100% with effect from 2005.

### *Indicators*

	2003 (Actual)	2004 (Actual)	2005 (Estimate)
applications for import of game, meat and poultry .....	3 274	3 381	<b>3 400</b>
applications for import of milk and milk products .....	159	135	<b>140</b>
applications for import of frozen confections.....	179	166	<b>170</b>
export/re-export food health certificates issued.....	143	139	<b>140</b>
vehicles carrying vegetables inspected at Man Kam To Food Control Office .....	48 394	41 658	<b>42 000</b>
food samples taken for testing .....	54 451	61 181	<b>61 000</b>

## Head 49 — FOOD AND ENVIRONMENTAL HYGIENE DEPARTMENT

	2003 (Actual)	2004 (Actual)	2005 (Estimate)
labels checked.....	55 866	55 202	<b>56 000</b>
HACCP seminars/workshops .....	27	29	<b>28</b>
veterinary health certificates for exported food containing animal products issued .....	63	89	<b>90</b>
vehicles carrying poultry inspected at Man Kam To .....	12 991	5 239	<b>6 300</b>
blood samples taken from poultry for testing of avian influenza H5 antibodies .....	235 620	98 091	<b>115 000</b>
samples taken from food animals for testing of veterinary drug residues .....	68 142	69 802	<b>70 000</b>
poison treatments of rodent infestation in building blocks.....	63 739	51 140	<b>52 000</b>
no. of trappings.....	2 424	2 920	<b>2 900</b>
mosquito breeding places eliminated.....	48 496	55 037	<b>55 000</b>
pest control surveys conducted.....	3 671	5 236	<b>4 600</b>

### *Matters Requiring Special Attention in 2005–06*

6 During 2005–06, the Department will:

- review the effectiveness of the voluntary Code of Practice for the trading of coral reef fish to see if a mandatory scheme is necessary; and
- consider introducing legislative amendments to prohibit the abstraction of seawater from specified areas adjacent to the coast for keeping live seafood.

### **Programme (2): Environmental Hygiene and Related Services**

	2003–04 (Actual)	2004–05 (Original)	2004–05 (Revised)	2005–06 (Estimate)
Financial provision (\$m)	2,352.3	2,092.2	2,105.6 (+0.6%)	<b>2,071.3</b> (–1.6%)

(or –1.0% on  
2004–05 Original)

### *Aim*

7 The aim is to provide quality environmental hygiene services and facilities; and to safeguard public health through licensing and regulation of licensed food premises.

### *Brief Description*

8 The work involves:

- providing efficient and effective public cleansing services including street cleansing, household waste collection and management of public cleansing facilities such as public toilets and refuse collection points;
- licensing and inspecting food premises, and taking law enforcement actions against unlicensed and unhygienic food premises;
- processing liquor licence applications and providing administrative support to the Liquor Licensing Board;
- licensing private swimming pools, commercial bathhouses, places of public entertainment, funeral parlours, karaoke establishment in restaurant and offensive trades; and taking law enforcement action in relation to these activities;
- managing cremation and burial facilities including public cemeteries, crematoria and columbaria; and
- abating environmental nuisances relating to dripping air-conditioners, water seepage and environmental hygiene blackspots.

9 The performance targets set for 2004 were achieved.

10 The key performance measures are:

## Head 49 — FOOD AND ENVIRONMENTAL HYGIENE DEPARTMENT

### *Targets*

	Target	2003 (Actual)	2004 (Actual)	2005 (Plan)
<i>Cleansing</i>				
main roads with 1st round street sweeping services completed before 9:00 a.m. (%).....	98	100	99	<b>98</b>
<i>Licensing of food premises</i>				
cases where Letters of Requirements for restaurant licences will be issued during Application Vetting Panel meeting (%) .....	98	100	100	<b>98</b>
cases where food business licences will be issued within seven working days upon confirmation of compliance (%) .....	98	99	99	<b>98</b>
cases where provisional licences for restaurant and other food premises will be issued within seven working days upon receipt of acceptable Certificate of Compliance (%).....	98	100	100	<b>98</b>
cases where liquor licences and club liquor licences will be issued to licensed restaurants and clubs within five working days of approval by Liquor Licensing Board (%) .....	98	100	100	<b>98</b>
<i>Licensing of funeral parlours, private swimming pools, commercial bathhouses, offensive trades, places of public entertainment</i>				
cases where Letters of Requirements will be issued within seven working days upon clearance with concerned departments (%) ...	98	99	99	<b>98</b>
cases where licences will be issued within seven working days upon confirmation of compliance (%)....	98	99	99	<b>98</b>
<i>Cemeteries and crematoria</i>				
cases where an applicant may book a cremation session within 15 days (%).....	98	100	100	<b>98</b>
cases where burial spaces may be allocated on the day of receipt of application (%) .....	98	100	100	<b>98</b>

### *Indicators*

	2003 (Actual)	2004 (Actual)	2005 (Estimate)
refuse collected (tonnes).....	2 153 180	2 018 925	<b>2 020 000</b>
recurrent expenditure per tonne of refuse collected (\$).....	182	171	<b>165</b>
sludge collected by gully emptiers (tonnes) .....	9 705	9 084	<b>9 100</b>
restaurant licences.....	9 862	10 207	<b>10 200</b>
other food-related licences (e.g. liquor, food factory, bakery) .....	13 684	14 024	<b>14 000</b>
restricted food permits (e.g. sushi and milk) .....	5 277	5 584	<b>5 600</b>
applications for food business licences.....	2 437	2 587	<b>2 500</b>
applications for restricted food permits .....	864	1 149	<b>1 100</b>
inspections to food premises.....	304 966	276 103	<b>260 000</b>
raids against illegal slaughtering .....	454	402	<b>310</b>
prosecutions against food premises			
licensed .....	3 897	3 296	<b>3 300</b>
unlicensed.....	1 493	1 558	<b>1 500</b>
food business licences suspended/cancelled.....	191	167	<b>170</b>
courses/seminars for Hygiene Supervisors.....	240	223	<b>120</b>

## Head 49 — FOOD AND ENVIRONMENTAL HYGIENE DEPARTMENT

	2003 (Actual)	2004 (Actual)	2005 (Estimate)
applications for licences in respect of private swimming pools, places of public entertainment, etc. ....	82	91	<b>90</b>
inspections conducted in respect of private swimming pools, places of public entertainment, etc. ....	14 301	14 201	<b>14 200</b>
no. of burials			
coffin .....	1 679	1 728	<b>1 730</b>
urn .....	782	759	<b>760</b>
no. of cremations			
body .....	30 161	31 332	<b>31 400</b>
skeletal .....	4 074	4 915	<b>4 920</b>
exhumation permits issued .....	5 789	6 992	<b>7 000</b>

# The figure for 2003 (Actual) and that for 2004 (Actual) represent the actual unit expenditure for the financial years ending 31 March 2003 and 31 March 2004 respectively. The figure for 2005 (Estimate) represents the estimated unit expenditure for the financial year ending 31 March 2005.

### *Matters Requiring Special Attention in 2005–06*

**11** During 2005–06, the Department will:

- maintain the overall standard of cleanliness in public areas, busy thoroughfares and public toilets;
- continue to take enforcement actions against littering;
- implement the Hygiene Manager/Supervisor Scheme;
- continue to take stringent enforcement actions against unlicensed food premises and food premises which pose immediate health hazards;
- continue to strengthen the control of sale of live and chilled poultry, food eaten raw and chilled meat for food safety purpose;
- follow up the regularisation of “private kitchens”; and
- convert designated aqua privies into flushing toilets by phases.

### **Programme (3): Market Management and Hawker Control**

	2003–04 (Actual)	2004–05 (Original)	2004–05 (Revised)	2005–06 (Estimate)
Financial provision (\$m)	1,385.5	1,385.7	1,317.2 (–4.9%)	<b>1,296.4</b> (–1.6%)
				(or –6.4% on 2004–05 Original)

### *Aim*

**12** The aim is to maintain a clean and hygienic environment in public markets and to control on-street hawking activities.

### *Brief Description*

**13** The work involves:

- managing and maintaining public markets;
- inspecting markets to ensure cleanliness and compliance with tenancy requirements and conditions;
- controlling and containing on-street hawking activities and obstruction caused by shop extensions;
- managing licensed hawker pitches, hawker permitted places and hawkers bazaars; and
- taking enforcement actions.

**14** Most of the performance targets set for 2004 were achieved. The stall let-out rate fell below target owing to increasing competition from supermarkets and other retail outlets in the vicinity of public markets and the changing shopping habit of the public.

## Head 49 — FOOD AND ENVIRONMENTAL HYGIENE DEPARTMENT

15 The key performance measures are:

### *Target*

	Target	2003 (Actual)	2004 (Actual)	2005 (Plan)
markets with common parts cleansed at least three times a day (%).....	100	100	100	<b>100</b>
stalls let (%)# .....	80	77	76	<b>77</b>
dealing with complaints of illegal hawking in built-up areas within 30 minutes (%)	95	97	98	<b>95</b>

# In calculating the letting percentage, the number of stalls set aside for designated purposes has been included in the total number of stalls for letting.

### *Indicators*

	2003 (Actual)	2004 (Actual)	2005 (Estimate)
licensed hawkers			
fixed pitch hawkers.....	7 412	7 261	<b>7 100</b>
itinerant hawkers .....	858	787	<b>700</b>
estimated number of unlicensed hawkers .....	3 411	3 413	<b>3 400</b>
raids by Hawker Control Teams .....	90 503	82 796	<b>83 000</b>
joint operations against illegal hawking with other departments .....	1 194	1 056	<b>1 100</b>
hawker blackspots .....	71	64	<b>64</b>

### *Matters Requiring Special Attention in 2005–06*

16 During 2005–06, the Department will:

- consult the Legislative Council on the proposed alignment of the market rental adjustment mechanism;
- enhance the facilities and management of public markets, inter alia, by undertaking improvement works and conducting market promotion; and
- conduct overall review of various initiatives relating to market management, such as Market Manager Scheme and the Contracting-out of Market Management in Kowloon City District.

### **Programme (4): Public Education and Community Involvement**

	2003–04 (Actual)	2004–05 (Original)	2004–05 (Revised)	2005–06 (Estimate)
Financial provision (\$m)	27.8	38.9	26.7 (–31.4%)	<b>27.5</b> (+3.0%)
				(or –29.3% on 2004–05 Original)

### *Aim*

17 The aim is to promote food safety and the maintenance of a hygienic environment through partnership with the community and a multi-media publicity campaign.

### *Brief Description*

18 The work involves:

- enhancing public awareness of the importance of food safety and empowering consumers to make informed choices;
- educating the public on their responsibility in maintaining a clean and hygienic living environment; and
- organising targeted public education and publicity programmes to mobilise community involvement and support for activities in keeping the environment clean.

## Head 49 — FOOD AND ENVIRONMENTAL HYGIENE DEPARTMENT

**19** The performance targets set for 2004 were achieved. New publicity drives, including TV/Radio Announcements in the Public Interest, advertisements at certain tunnel portals, bus shelters and railway stations, banners/posters and pamphlets were launched to disseminate keep clean messages. Funding was provided for organising cleansing activities/campaigns by District Councils and local organisations. In addition, talks and support to cleaning campaign/work conducted by District Councils, non-government organisations, community groups and schools were given.

**20** The key performance measures are:

### *Targets*

	Target	2003 (Actual)	2004 (Actual)	2005 (Plan)
schools approached for talks (%)# .....	100	—	100	<b>100</b>
response to requests for information/talks on food safety and environmental hygiene (% within one week) .....	100	100	100	<b>100</b>
publicity campaign .....	3	3	3	<b>3</b>

# As from 2004, the target has been changed from number of schools approached to percentage of schools approached.

### *Indicators*

	2003 (Actual)	2004 (Actual)	2005 (Estimate)
seminars for general public .....	1 537	1 475	<b>1 400</b>
outreaching programmes targeted at schools .....	21	20	<b>20</b>
school talks .....	965	1 242	<b>1 200</b>
series of TV Announcements in the Public Interest .....	5	6	<b>4</b>
series of Radio Announcements in the Public Interest .....	8	5	<b>4</b>

### *Matters Requiring Special Attention in 2005–06*

**21** During 2005–06, the Department will:

- educate the public on their role in and responsibility for ensuring food safety;
- educate the public to take appropriate measures to guard against mosquito breeding;
- continue to support community involvement activities to disseminate public cleanliness messages and to arouse public awareness of maintaining a clean and hygienic living environment;
- launch and sustain targeted multi-media publicity programmes and activities to promote environmental hygiene across different sectors of the community; and
- promote health education to students, elderly and new arrivals through talks and outreaching activities.

## Head 49 — FOOD AND ENVIRONMENTAL HYGIENE DEPARTMENT

### ANALYSIS OF FINANCIAL PROVISION

Programme	2003-04 (Actual) (\$m)	2004-05 (Original) (\$m)	2004-05 (Revised) (\$m)	2005-06 (Estimate) (\$m)
(1) Food Safety and Public Health.....	448.5	442.0	485.4	<b>494.7</b>
(2) Environmental Hygiene and Related Services .....	2,352.3	2,092.2	2,105.6	<b>2,071.3</b>
(3) Market Management and Hawker Control .....	1,385.5	1,385.7	1,317.2	<b>1,296.4</b>
(4) Public Education and Community Involvement .....	27.8	38.9	26.7	<b>27.5</b>
	4,214.1	3,958.8	3,934.9 (-0.6%)	<b>3,889.9</b> <b>(-1.1%)</b>
				<b>(or -1.7% on 2004-05 Original)</b>

#### Analysis of Financial and Staffing Provision

##### Programme (1)

Provision for 2005-06 is \$9.3 million (1.9%) higher than the revised estimate for 2004-05. This is mainly due to additional provision for strengthening pest control, partly offset by the effect of the 2005 civil service pay cut and deletion of ten posts.

##### Programme (2)

Provision for 2005-06 is \$34.3 million (1.6%) lower than the revised estimate for 2004-05. This is mainly due to the effect of the 2005 civil service pay cut, deletion of 515 posts and decreased requirement for making ex-gratia payment to live poultry retailers surrendering their licences with endorsement to sell live poultry, partly offset by the funding requirement for managing new facilities and provision of cleansing services to newly developed areas.

##### Programme (3)

Provision for 2005-06 is \$20.8 million (1.6%) lower than the revised estimate for 2004-05. This is mainly due to the effect of the 2005 civil service pay cut, deletion of 93 posts and decreased requirement for making ex-gratia payment to live poultry retailers surrendering their public market tenancies, partly offset by the funding requirement for managing new public markets.

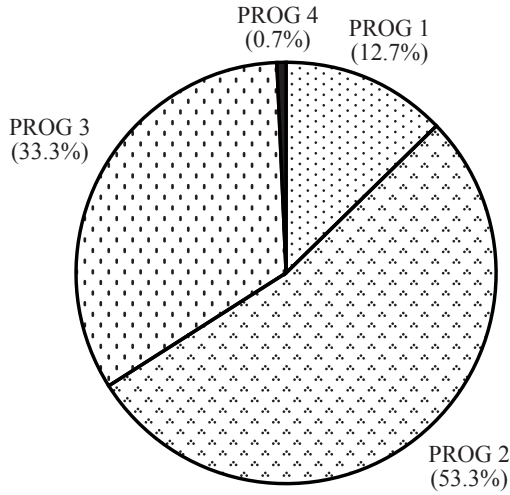
##### Programme (4)

Provision for 2005-06 is \$0.8 million (3.0%) higher than the revised estimate for 2004-05. This is mainly due to the funding requirement for procuring a publicity van, partly offset by the effect of the 2005 civil service pay cut.

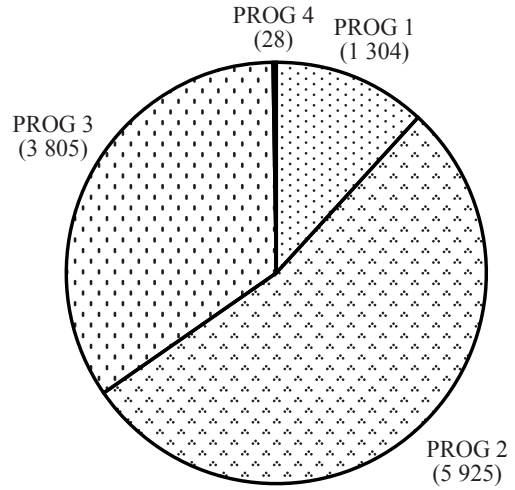


**Head 49 — FOOD AND ENVIRONMENTAL HYGIENE DEPARTMENT**

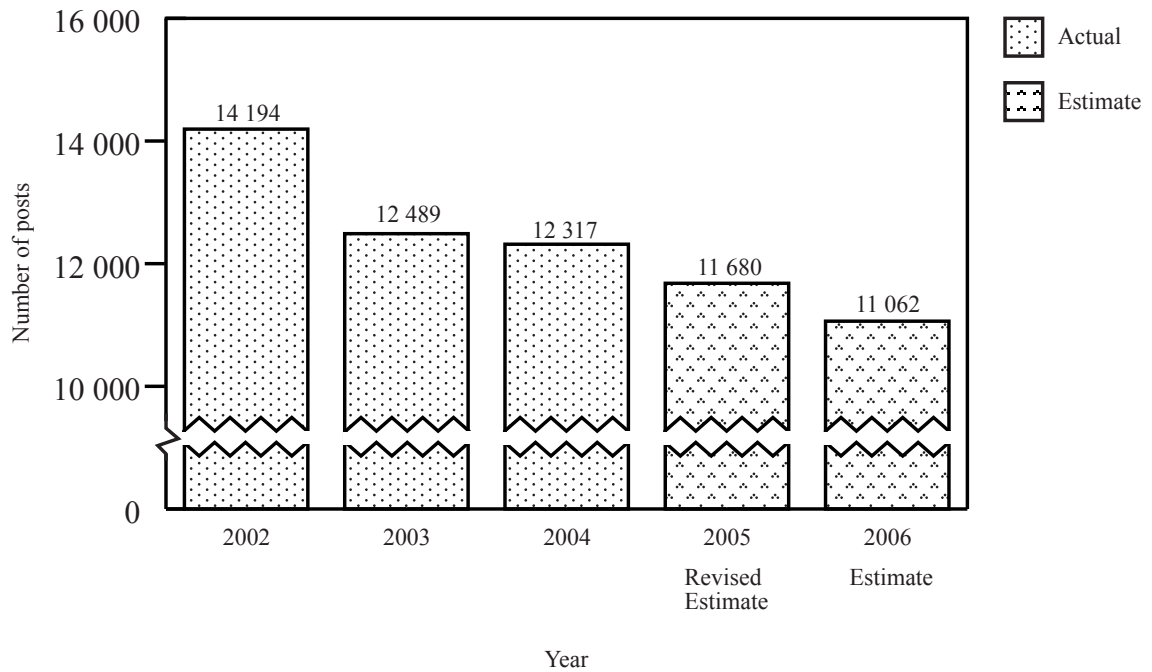
*Allocation of provision to programmes (2005-06)*



*Staff by programme (as at 31 March 2006)*



*Changes in the size of the establishment (as at 31 March)*



**Head 49 — FOOD AND ENVIRONMENTAL HYGIENE DEPARTMENT**

Sub-head (Code)	Actual expenditure 2003-04	Approved estimate 2004-05	Revised estimate 2004-05	<b>Estimate 2005-06</b>	
	\$'000	\$'000	\$'000	<b>\$'000</b>	
<b>Operating Account</b>					
Recurrent					
000	Operational expenses .....	3,954,507	3,848,879	3,546,545	<b>3,722,867</b>
	Total, Recurrent.....	<u>3,954,507</u>	<u>3,848,879</u>	<u>3,546,545</u>	<u><b>3,722,867</b></u>
Non-Recurrent					
700	General non-recurrent.....	250,441	106,094	384,346	<b>158,535</b>
	Total, Non-Recurrent.....	<u>250,441</u>	<u>106,094</u>	<u>384,346</u>	<u><b>158,535</b></u>
	Total, Operating Account .....	<u>4,204,948</u>	<u>3,954,973</u>	<u>3,930,891</u>	<u><b>3,881,402</b></u>
<b>Capital Account</b>					
Plant, Equipment and Works					
603	Plant, vehicles and equipment .....	2,600	—	180	<b>1,870</b>
661	Minor plant, vehicles and equipment (block vote) .....	6,579	3,796	3,796	<b>6,583</b>
	Total, Plant, Equipment and Works .....	<u>9,179</u>	<u>3,796</u>	<u>3,976</u>	<u><b>8,453</b></u>
	Total, Capital Account .....	<u>9,179</u>	<u>3,796</u>	<u>3,976</u>	<u><b>8,453</b></u>
	 Total Expenditure .....	 <u>4,214,127</u>	 <u>3,958,769</u>	 <u>3,934,867</u>	 <u><b>3,889,855</b></u>

## Head 49 — FOOD AND ENVIRONMENTAL HYGIENE DEPARTMENT

### Details of Expenditure by Subhead

The estimate of the amount required in 2005–06 for the salaries and expenses of the Food and Environmental Hygiene Department is \$3,889,855,000. This represents a decrease of \$45,012,000 against the revised estimate for 2004–05 and of \$324,272,000 against actual expenditure in 2003–04.

#### *Operating Account*

##### Recurrent

**2** Provision of \$3,722,867,000 under *Subhead 000 Operational expenses* is for the salaries, allowances and other operating expenses of the Food and Environmental Hygiene Department.

**3** The establishment as at 31 March 2005 will be 11 680 permanent posts. It is expected that 618 permanent posts will be deleted in 2005–06. Subject to certain conditions, the controlling officer may under delegated power create or delete non-directorate posts during 2005–06, but the notional annual mid-point salary value of all such posts must not exceed \$2,093,501,000.

**4** An analysis of the financial provision under *Subhead 000 Operational expenses* is as follows:

	2003–04 (Actual) (\$'000)	2004–05 (Original) (\$'000)	2004–05 (Revised) (\$'000)	2005–06 (Estimate) (\$'000)
Personal Emoluments				
- Salaries .....	2,459,959	2,321,000	2,251,445	<b>2,136,741</b>
- Allowances .....	24,926	26,500	26,500	<b>26,300</b>
- Job-related allowances .....	80,161	78,500	78,500	<b>76,734</b>
Personnel Related Expenses				
- Mandatory Provident Fund contribution .....	820	870	858	<b>832</b>
Departmental Expenses				
- General departmental expenses .....	1,388,641	1,421,739	1,188,972	<b>1,481,855</b>
Other Charges				
- Commonwealth War Graves Commission .....	—	270	270	<b>405</b>
	3,954,507	3,848,879	3,546,545	<b>3,722,867</b>

#### *Capital Account*

##### Plant, Equipment and Works

**5** Provision of \$6,583,000 under *Subhead 661 Minor plant, vehicles and equipment (block vote)* represents an increase of \$2,787,000 (73.4%) over the revised estimate for 2004–05. This is mainly due to increased requirement for replacement of minor plant and equipment.

## Head 49 — FOOD AND ENVIRONMENTAL HYGIENE DEPARTMENT

### Commitments

Sub-head (Code)	Item (Code)	Ambit	Approved commitment	Accumulated expenditure to 31.3.2004	Revised estimated expenditure for 2004–05	Balance
			\$'000	\$'000	\$'000	\$'000
<b><i>Operating Account</i></b>						
700		<i>General non-recurrent</i>				
001		Ex-gratia payments to cooked food hawker licencees .....	9,960	1,260	600	8,100
002		Ex-gratia payment under Itinerant Hawker Licence Compulsory Deletion Policy .....	19,200	3,630	660	14,910
008		Promotion of health education on public hygiene and food safety .....	7,136	4,963	230	1,943
009		Ex-gratia payment to stallholders affected by the redevelopment of Central Market site .....	23,321	21,500	205	1,616
011		Extension of ex-gratia payment to the Itinerant Hawker Licence holders of the New Territories .....	9,990	3,420	1,500	5,070
013		Special improvement in environmental hygiene .....	635,000	236,120	291,230	107,650
436		Ex-gratia payment to live poultry retailers surrendering their licences with endorsement to sell live poultry or public market tenancies .....	236,428	—	78,298	158,130
437		Re-training and one-off grants to assist affected live poultry retail workers ...	83,028	—	10,338	72,690
			<u>1,024,063</u>	<u>270,893</u>	<u>383,061</u>	<u>370,109</u>
<b><i>Capital Account</i></b>						
603		<i>Plant, vehicles and equipment</i>				
016		Procurement of a publicity van for the promotion of environmental hygiene and food safety .....	2,050	—	180	1,870
		Total .....	<u>1,026,113</u>	<u>270,893</u>	<u>383,241</u>	<u>371,979</u>