

Head 49 — FOOD AND ENVIRONMENTAL HYGIENE DEPARTMENT

Controlling officer: the Director of Food and Environmental Hygiene will account for expenditure under this Head.

Estimate 2006–07	\$3,944.7m
Establishment ceiling 2006–07 (notional annual mid-point salary value) representing an estimated 10 995 non-directorate posts as at 31 March 2006 rising by 43 posts to 11 038 posts as at 31 March 2007	\$2,005.9m
In addition, there will be an estimated 13 directorate posts as at 31 March 2006 and as at 31 March 2007.	
Commitment balance	\$288.7m

Controlling Officer's Report

Programmes

Programme (1) Food Safety and Public Health	This programme contributes to Policy Area 2: Agriculture, Fisheries and Food Safety (Secretary for Health, Welfare and Food).
Programme (2) Environmental Hygiene and Related Services	These programmes contribute to Policy Area 32: Environmental Hygiene (Secretary for Health, Welfare and Food).
Programme (3) Market Management and Hawker Control	
Programme (4) Public Education and Community Involvement	This programme contributes to Policy Area 2: Agriculture, Fisheries and Food Safety (Secretary for Health, Welfare and Food) and Policy Area 32: Environmental Hygiene (Secretary for Health, Welfare and Food).

Detail

Programme (1): Food Safety and Public Health

	2004–05 (Actual)	2005–06 (Original)	2005–06 (Revised)	2006–07 (Estimate)
Financial provision (\$m)	465.8	494.7	548.9 (+11.0%)	595.6 (+8.5%)
				(or +20.4% on 2005–06 Original)

Aim

2 The aim is to ensure that food available for human consumption is wholesome, hygienic and safe; and to safeguard public health through testing and control of live food animals and effective pest control.

Brief Description

3 The work involves:

- conducting food surveillance at various points of the food chain and taking enforcement actions;
- ensuring pre-packaged food for sale is properly labelled;
- promoting Hazard Analysis and Critical Control Point (HACCP) approach to the trade and the adoption of the HACCP-based food safety plan;
- conducting risk assessment on food and providing timely information to the public;
- investigating and managing food incidents;
- exercising import control on high-risk food and issuing health certificates for food exports;
- exercising import control on live food animals;
- conducting inspections and tests on live food animals at licensed slaughterhouses;

Head 49 — FOOD AND ENVIRONMENTAL HYGIENE DEPARTMENT

- providing meat inspection services at licensed slaughterhouses;
- conducting risk assessment on pests affecting public health;
- taking control measures to prevent vector-borne diseases; and
- investigating incidents of vector-borne diseases.

4 Most of the performance targets set for 2005 were achieved.

5 The key performance measures are:

Targets

	Target	2004 (Actual)	2005 (Actual)	2006 (Plan)
applications for import of game, meat and poultry to be processed within five working days (%)	98	100	100	98
applications for import of milk and milk products to be processed within 13 working days (%)	98	100	100	98
applications for import of frozen confections to be processed within 13 working days (%)	98	100	100	98
applications for export or re-export food health certificates to be processed within 13 working days (%)	98	100	100	98
inspecting vehicles carrying vegetables at Man Kam To Food Control Office (% of vehicles).....	98	99	100	98
food surveillance through testing of food samples (no. of food samples tested per 1 000 population per year).....	8	8	8	8
initiating investigation of reports of food unfit for human consumption within 24 hours (%)	100	100	100	100
initiating investigation of complaints about food labelling within three working days (%)	100	100	100	100
issuing veterinary health certificates for exported food containing animal products within three working days (%).....	98	100	100	98
inspecting vehicles carrying poultry at Man Kam To (% of vehicles).....	100	100	100	100
testing pigs for beta-agonists (% of lots)....	98	100	100	98
conducting inspections of farms exporting food animals to Hong Kong (no. of farms)#	35	43	36	35
initiating pest control measures within 24 hours upon receiving report of vector-borne diseases (%).....	100	100	100	100
dealing with complaints on pest control matters within seven working days (%).....	100	99	99	100

The target has been revised from 20 to 35 with effect from 2006.

Indicators

	2004 (Actual)	2005 (Actual)	2006 (Estimate)
applications for import of game, meat and poultry	3 381	3 355	3 400
applications for import of milk and milk products	135	117	120
applications for import of frozen confections.....	166	144	150
export/re-export food health certificates issued.....	139	154	150
vehicles carrying vegetables inspected at Man Kam To Food Control Office	41 658	27 939	28 000

Head 49 — FOOD AND ENVIRONMENTAL HYGIENE DEPARTMENT

	2004 (Actual)	2005 (Actual)	2006 (Estimate)
food samples taken for testing	61 181	62 419	63 000
labels checked.....	55 202	48 019	55 000
food complaints received ϕ	5 270	5 538	6 000
HACCP seminars/workshops	29	29	30
veterinary health certificates for exported food containing animal products issued	89	72	70
vehicles carrying poultry inspected at Man Kam To	5 239	6 079	6 100
blood samples taken from poultry for testing of avian influenza H5 antibodies	98 091	113 413	114 000
samples taken from food animals for testing of veterinary drug residues	69 802	71 021	71 000
poison treatments of rodent infestation in building blocks.....	51 140	44 927	54 700
no. of trappings.....	2 920	2 771	2 700
mosquito breeding places eliminated.....	55 037	52 758	52 700
pest control surveys conducted.....	5 236	6 790	6 800

ϕ New indicator as from 2006.

Matters Requiring Special Attention in 2006–07

6 During 2006–07, the Department will:

- enhance various efforts in safeguarding food safety including the establishment of a committee to review food standards; and
- take steps to introduce legislative amendments to prohibit the abstraction of seawater from specified areas adjacent to the coast for keeping live seafood.

Programme (2): Environmental Hygiene and Related Services

	2004–05 (Actual)	2005–06 (Original)	2005–06 (Revised)	2006–07 (Estimate)
Financial provision (\$m)	2,036.2	2,071.3	1,890.9 (–8.7%)	2,079.2 (+10.0%)
				(or +0.4% on 2005–06 Original)

Aim

7 The aim is to provide quality environmental hygiene services and facilities, and to safeguard public health through licensing and regulation of licensed food premises.

Brief Description

8 The work involves:

- providing efficient and effective public cleansing services including street cleansing, household waste collection and management of public cleansing facilities such as public toilets and refuse collection points;
- licensing and inspecting food premises, and taking law enforcement actions against unlicensed and unhygienic food premises;
- processing liquor licence applications and providing administrative support to the Liquor Licensing Board;
- licensing private swimming pools, commercial bathhouses, places of public entertainment, funeral parlours, karaoke establishments in restaurants and offensive trades; and taking law enforcement action in relation to these activities;
- managing cremation and burial facilities including public cemeteries, crematoria and columbaria; and
- abating environmental nuisances relating to dripping air-conditioners and water seepage and at environmental hygiene blackspots.

9 The performance targets set for 2005 were achieved.

Head 49 — FOOD AND ENVIRONMENTAL HYGIENE DEPARTMENT

10 The key performance measures are:

Targets

	Target	2004 (Actual)	2005 (Actual)	2006 (Plan)
<i>Cleansing</i>				
1st round street sweeping services on main roads completed before 9:00 a.m. to ensure clearance of over-night street litter (%)Ω	99	99	100	99
<i>Licensing of food premises</i>				
cases where Application Vetting Panel meeting for restaurant licences will be held within 20 working days upon passing of initial screening (%)β	98	—	—	98
cases where food business licences will be issued within seven working days upon confirmation of compliance (%)	98	99	100	98
cases where provisional licences for restaurants and other food premises will be issued within one working day upon receipt of acceptable Certificates of Compliance for submissions over the counter (%)§	99	—	—	99
cases where provisional licences for restaurants and other food premises will be issued within seven working days upon receipt of acceptable Certificates of Compliance for submissions by post (%)§	99	—	—	99
cases where liquor licences and club liquor licences will be issued to licensed restaurants and clubs within five working days of approval by Liquor Licensing Board (%)	98	100	100	98
<i>Licensing of funeral parlours, private swimming pools, commercial bathhouses, offensive trades, places of public entertainment</i>				
cases where Letters of Requirements will be issued within seven working days upon clearance with concerned departments (%) ...	98	99	100	98
cases where licences will be issued within seven working days upon confirmation of compliance (%)....	98	99	100	98
<i>Cemeteries and crematoria</i>				
cases where an applicant may book a cremation session within 15 days (%)Ω	99	100	100	99
cases where burial spaces may be allocated on the day of receipt of application (%)Ω	99	100	100	99

Ω The target has been revised from 98% to 99% with effect from 2006.

β New target as from 2006.

§ Target has been modified as from 2006 to reflect the different processing time required for issuing provisional licences for restaurants and other food premises upon receipt of acceptable Certificates of Compliance for submissions over the counter at the licence issuing offices and for submissions by post.

Head 49 — FOOD AND ENVIRONMENTAL HYGIENE DEPARTMENT

Indicators

	2004 (Actual)	2005 (Actual)	2006 (Estimate)
refuse collected (tonnes).....	2 018 925	1 990 415	1 990 400
recurrent expenditure per tonne of refuse collected (\$)Δ	171	161	156
sludge collected by gully emptiers (tonnes)	9 084	9 384	9 300
restaurant licences.....	10 207	10 477	10 400
other food-related licences (e.g. liquor, food factory, bakery)	14 024	14 276	14 200
restricted food permits (e.g. sushi and milk)	5 584	5 537	5 500
applications for food business licences.....	2 587	2 734	2 700
applications for restricted food permits	1 149	903	900
inspections to food premises.....	276 103	249 250	249 200
raids against illegal slaughtering	402	307	300
prosecutions against food premises			
licensed	3 296	3 191	3 100
unlicensed	1 558	1 180	1 100
food business licences suspended/cancelled.....	167	125	120
courses/seminars for Hygiene Supervisors.....	223	215	100
applications for licences in respect of private swimming pools, places of public entertainment, etc. (excluding applications for temporary licences)	91	78	70
inspections conducted in respect of private swimming pools, places of public entertainment, etc.	14 201	12 600	12 600
no. of burials			
coffin	1 728	1 651	1 600
urn.....	759	781	780
no. of cremations			
body.....	31 332	33 288	33 200
skeletal.....	4 915	4 298	4 200
exhumation permits issued	6 992	6 252	6 200

Δ The figures represent unit expenditure for the respective financial years ending 31 March.

Matters Requiring Special Attention in 2006–07

11 During 2006–07, the Department will:

- maintain the overall standard of cleanliness in public areas, busy thoroughfares and public toilets;
- continue to take enforcement actions against littering;
- continue to provide Hygiene Supervisor training courses for food handlers;
- continue to take stringent enforcement actions against unlicensed food premises and food premises which pose immediate health hazards;
- continue to streamline the food business licensing regime;
- follow up the regularisation of “private kitchens”; and
- convert designated aqua privies into flushing toilets by phases.

Programme (3): Market Management and Hawker Control

	2004–05 (Actual)	2005–06 (Original)	2005–06 (Revised)	2006–07 (Estimate)
Financial provision (\$m)	1,293.9	1,296.4	1,213.0 (–6.4%)	1,248.0 (+2.9%)
				(or –3.7% on 2005–06 Original)

Aim

12 The aim is to maintain a clean and hygienic environment in public markets and to control on-street hawking activities.

Head 49 — FOOD AND ENVIRONMENTAL HYGIENE DEPARTMENT

Brief Description

13 The work involves:

- managing and maintaining public markets;
- inspecting markets to ensure cleanliness and compliance with tenancy requirements and conditions;
- controlling and containing on-street hawking activities and obstruction caused by shop extensions;
- managing licensed hawker pitches, hawker permitted places and hawkers bazaars; and
- taking enforcement actions.

14 Most of the performance targets set for 2005 were achieved. The stall let-out rate fell below target owing to intense competition from supermarkets and other retail outlets in the vicinity of public markets and changing shopping habit of the public.

15 The key performance measures are:

Target

	Target	2004 (Actual)	2005 (Actual)	2006 (Plan)
markets with common parts cleansed at least three times a day (%).....	100	100	100	100
stalls let (%) ^Ψ	76	76	75	76
dealing with complaints of illegal hawking in built-up areas within 30 minutes (%) [@]	97	98	98	97

Ψ In calculating the letting percentage, the number of stalls set aside for designated purposes has been included in the total number of stalls for letting. The target has been revised from 80% to 76% with effect from 2006.

@ The target has been revised from 95% to 97% with effect from 2006.

Indicators

	2004 (Actual)	2005 (Actual)	2006 (Estimate)
licensed hawkers			
fixed pitch hawkers.....	7 261	7 041	6 820
itinerant hawkers	787	726	660
estimated number of unlicensed hawkers	3 413	2 819	2 800
raids by Hawker Control Teams	82 796	114 406	114 000
joint operations against illegal hawking with other departments	1 056	912	910
hawker blackspots	64	62	62

Matters Requiring Special Attention in 2006–07

16 During 2006–07, the Department will:

- enhance the facilities and management of public markets, inter alia, by continuing improvement works and market promotion; and
- examine the feasibility of extending to a few selected districts in addition to Kowloon City District the trial scheme on contracting out market management.

Programme (4): Public Education and Community Involvement

	2004–05 (Actual)	2005–06 (Original)	2005–06 (Revised)	2006–07 (Estimate)
Financial provision (\$m)	21.5	27.5	23.9 (–13.1%)	21.9 (–8.4%)

(or –20.4% on
2005–06 Original)

Aim

17 The aim is to promote food safety and the maintenance of a hygienic environment through partnership with the community and a multi-media publicity campaign.

Head 49 — FOOD AND ENVIRONMENTAL HYGIENE DEPARTMENT

Brief Description

18 The work involves:

- enhancing public awareness of the importance of food safety and empowering consumers to make informed choices;
- educating the public on their responsibility in maintaining a clean and hygienic living environment; and
- organising targeted public education and publicity programmes to mobilise community involvement and support for activities in keeping the environment clean.

19 The performance targets set for 2005 were achieved. New publicity drives, including TV/Radio Announcements in the Public Interest, advertisements at bus shelters and railway stations, banners/posters, publicity stickers and pamphlets were launched to disseminate keep clean messages. Funding was provided for organising cleansing activities/campaigns by District Councils and local organisations. In addition, talks and support to cleaning campaign/work conducted by District Councils, non-government organisations, community groups and schools were given.

20 The key performance measures are:

Targets

	Target	2004 (Actual)	2005 (Actual)	2006 (Plan)
schools approached for talks (%).....	100	100	100	100
response to requests for information/talks on food safety and environmental hygiene (% within one week).....	100	100	100	100
publicity campaign.....	3	3	3	3

Indicators

	2004 (Actual)	2005 (Actual)	2006 (Estimate)
seminars for general public.....	1 475	1 443	1 400
outreaching programmes targeted at schools.....	20	20	20
school talks.....	1 242	1 207	1 200
series of TV Announcements in the Public Interest.....	6	2	3
series of Radio Announcements in the Public Interest.....	5	3	3

Matters Requiring Special Attention in 2006–07

21 During 2006–07, the Department will:

- educate the public on their role in and responsibility for ensuring food safety and to take appropriate measures to guard against mosquito breeding;
- continue to support community involvement activities to disseminate public cleanliness message;
- promote health education to various target groups such as students and elderly through talks and outreaching activities; and
- launch the publicity vehicle to enhance the public education efforts in promoting public health and environmental hygiene.

Head 49 — FOOD AND ENVIRONMENTAL HYGIENE DEPARTMENT

ANALYSIS OF FINANCIAL PROVISION

Programme	2004-05 (Actual) (\$m)	2005-06 (Original) (\$m)	2005-06 (Revised) (\$m)	2006-07 (Estimate) (\$m)
(1) Food Safety and Public Health.....	465.8	494.7	548.9	595.6
(2) Environmental Hygiene and Related Services.....	2,036.2	2,071.3	1,890.9	2,079.2
(3) Market Management and Hawker Control.....	1,293.9	1,296.4	1,213.0	1,248.0
(4) Public Education and Community Involvement.....	21.5	27.5	23.9	21.9
	3,817.4	3,889.9	3,676.7 (-5.5%)	3,944.7 (+7.3%)
				(or +1.4% on 2005-06 Original)

Analysis of Financial and Staffing Provision

Programme (1)

Provision for 2006-07 is \$46.7 million (8.5%) higher than the revised estimate for 2005-06. This is mainly due to additional provision for enhancing food safety efforts. There will be a creation of 71 posts in 2006-07.

Programme (2)

Provision for 2006-07 is \$188.3 million (10.0%) higher than the revised estimate for 2005-06. This is mainly due to additional funding requirement for cleansing services and the provision for managing new facilities and replacement of specialised vehicles. There will be a deletion of 28 posts in 2006-07.

Programme (3)

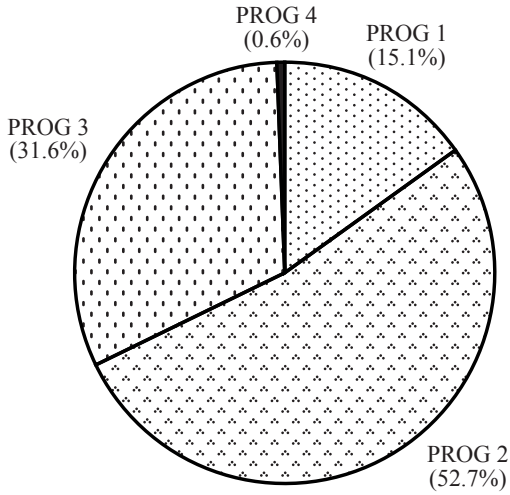
Provision for 2006-07 is \$35.0 million (2.9%) higher than the revised estimate for 2005-06. This is mainly due to the funding requirement for managing new public markets and implementing market improvement projects.

Programme (4)

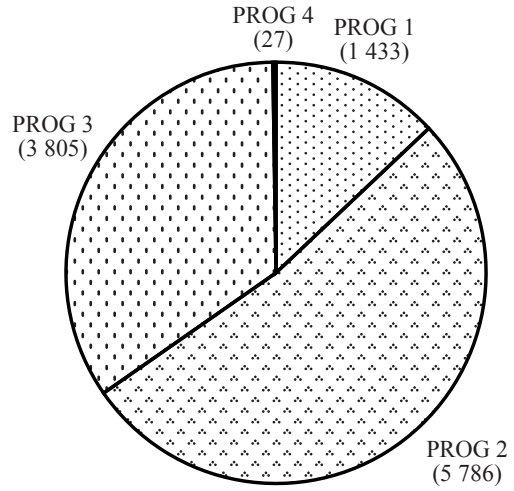
Provision for 2006-07 is \$2.0 million (8.4%) lower than the revised estimate for 2005-06. This is mainly due to the completion of the procurement of a publicity van in 2005-06.

Head 49 — FOOD AND ENVIRONMENTAL HYGIENE DEPARTMENT

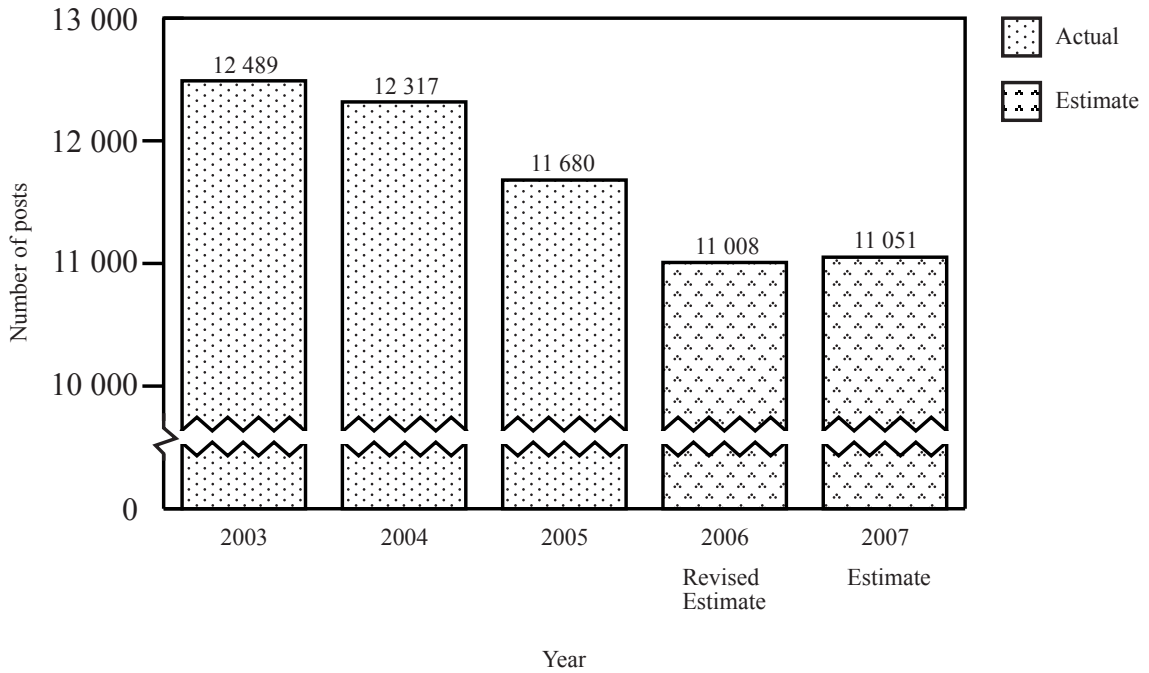
Allocation of provision to programmes (2006-07)



Staff by programme (as at 31 March 2007)



Changes in the size of the establishment (as at 31 March)



Head 49 — FOOD AND ENVIRONMENTAL HYGIENE DEPARTMENT

Sub-head (Code)	Actual expenditure 2004-05	Approved estimate 2005-06	Revised estimate 2005-06	Estimate 2006-07	
	\$'000	\$'000	\$'000	\$'000	
Operating Account					
Recurrent					
000	Operational expenses	3,472,248	3,722,867	3,348,465	3,856,145
	Total, Recurrent.....	<u>3,472,248</u>	<u>3,722,867</u>	<u>3,348,465</u>	<u>3,856,145</u>
Non-Recurrent					
700	General non-recurrent.....	341,390	158,535	319,022	41,952
	Total, Non-Recurrent.....	<u>341,390</u>	<u>158,535</u>	<u>319,022</u>	<u>41,952</u>
	Total, Operating Account.....	<u>3,813,638</u>	<u>3,881,402</u>	<u>3,667,487</u>	<u>3,898,097</u>
Capital Account					
Plant, Equipment and Works					
661	Minor plant, vehicles and equipment (block vote)	3,595	6,583	7,355	46,587
	Plant, vehicles and equipment	143	1,870	1,870	—
	Total, Plant, Equipment and Works	<u>3,738</u>	<u>8,453</u>	<u>9,225</u>	<u>46,587</u>
	Total, Capital Account	<u>3,738</u>	<u>8,453</u>	<u>9,225</u>	<u>46,587</u>
	 Total Expenditure	 <u>3,817,376</u>	 <u>3,889,855</u>	 <u>3,676,712</u>	 <u>3,944,684</u>

Head 49 — FOOD AND ENVIRONMENTAL HYGIENE DEPARTMENT

Details of Expenditure by Subhead

The estimate of the amount required in 2006–07 for the salaries and expenses of the Food and Environmental Hygiene Department is \$3,944,684,000. This represents an increase of \$267,972,000 over the revised estimate for 2005–06 and of \$127,308,000 over actual expenditure in 2004–05.

Operating Account

Recurrent

2 Provision of \$3,856,145,000 under *Subhead 000 Operational expenses* is for the salaries, allowances and other operating expenses of the Food and Environmental Hygiene Department. The increase of \$507,680,000 (15.2%) over the revised estimate for 2005–06 is mainly due to the provision for enhancing food safety efforts, sustaining jobs for special improvement in environmental hygiene and managing new facilities and additional funding requirement for cleansing services.

3 The establishment as at 31 March 2006 will be 11 008 permanent posts. It is expected that there will be a net creation of 43 permanent posts in 2006–07. Subject to certain conditions, the controlling officer may under delegated power create or delete non-directorate posts during 2006–07, but the notional annual mid-point salary value of all such posts must not exceed \$2,005,914,000.

4 An analysis of the financial provision under *Subhead 000 Operational expenses* is as follows:

	2004–05 (Actual) (\$'000)	2005–06 (Original) (\$'000)	2005–06 (Revised) (\$'000)	2006–07 (Estimate) (\$'000)
Personal Emoluments				
- Salaries	2,245,463	2,136,741	2,102,750	2,114,930
- Allowances	24,950	26,300	26,300	26,800
- Job-related allowances	72,231	76,734	69,520	71,469
Personnel Related Expenses				
- Mandatory Provident Fund contribution	772	832	832	900
- Civil Service Provident Fund contribution	—	—	—	156
Departmental Expenses				
- General departmental expenses	1,128,562	1,481,855	1,148,688	1,641,584
Other Charges				
- Commonwealth War Graves Commission	270	405	375	306
	3,472,248	3,722,867	3,348,465	3,856,145

Capital Account

Plant, Equipment and Works

5 Provision of \$46,587,000 under *Subhead 661 Minor plant, vehicles and equipment (block vote)* represents an increase of \$39,232,000 (533.4%) over the revised estimate for 2005–06. This is mainly due to increased requirement for replacement of specialised vehicles and other minor plant and equipment.

Head 49 — FOOD AND ENVIRONMENTAL HYGIENE DEPARTMENT

Commitments

Sub-head (Code)	Item (Code)	Ambit	Approved commitment	Accumulated expenditure to 31.3.2005	Revised estimated expenditure for 2005–06	Balance
			\$'000	\$'000	\$'000	\$'000
<i>Operating Account</i>						
700		<i>General non-recurrent</i>				
001		Ex-gratia payments to cooked food hawker licencees	9,960	2,010	600	7,350
002		Ex-gratia payment under Itinerant Hawker Licence Compulsory Deletion Policy	19,200	4,170	660	14,370
011		Extension of ex-gratia payment to the Itinerant Hawker Licence holders of the New Territories	9,990	4,230	600	5,160
012		Population-based food consumption survey	3,300	—	—	3,300
013		Special improvement in environmental hygiene	830,000	513,772	273,000	43,228
436		Ex-gratia payment to live poultry retailers surrendering their licences with endorsement to sell live poultry or public market tenancies	236,428	58,657	41,662	136,109
437		Re-training and one-off grants to assist affected live poultry retail workers ...	83,028	1,310	2,500	79,218
		Total	<u>1,191,906</u>	<u>584,149</u>	<u>319,022</u>	<u>288,735</u>