

## Head 49 — FOOD AND ENVIRONMENTAL HYGIENE DEPARTMENT

**Controlling officer:** the Director of Food and Environmental Hygiene will account for expenditure under this Head.

<b>Estimate 2007–08</b> .....	<b>\$4,077.0m</b>
<b>Establishment ceiling 2007–08</b> (notional annual mid-point salary value) representing an estimated 11 038 non-directorate posts as at 31 March 2007 rising by 74 posts to 11 112 posts as at 31 March 2008.....	<b>\$2,081.0m</b>
In addition, there will be an estimated 15 directorate posts as at 31 March 2007 and as at 31 March 2008.	
<b>Commitment balance</b> .....	<b>\$38.2m</b>

### Controlling Officer's Report

#### Programmes

<b>Programme (1) Food Safety and Public Health</b>	This programme contributes to Policy Area 2: Agriculture, Fisheries and Food Safety (Secretary for Health, Welfare and Food).
<b>Programme (2) Environmental Hygiene and Related Services</b>	These programmes contribute to Policy Area 32: Environmental Hygiene (Secretary for Health, Welfare and Food).
<b>Programme (3) Market Management and Hawker Control</b>	
<b>Programme (4) Public Education and Community Involvement</b>	This programme contributes to Policy Area 2: Agriculture, Fisheries and Food Safety (Secretary for Health, Welfare and Food) and Policy Area 32: Environmental Hygiene (Secretary for Health, Welfare and Food).

#### Detail

##### Programme (1): Food Safety and Public Health

	2005–06 (Actual)	2006–07 (Original)	2006–07 (Revised)	<b>2007–08 (Estimate)</b>
Financial provision (\$m)	534.6	595.6	620.3 (+4.1%)	<b>705.4</b> (+13.7%)
				(or +18.4% on 2006–07 Original)

#### Aim

2 The aim is to ensure that food available for human consumption is wholesome, hygienic and safe; and to safeguard public health through testing and control of live food animals and effective pest control.

#### Brief Description

3 The work involves:

- conducting food surveillance at various points of the food chain and taking enforcement actions;
- ensuring pre-packaged food for sale is properly labelled;
- promoting Hazard Analysis and Critical Control Point (HACCP) approach to the trade and the adoption of the HACCP-based food safety plan;
- conducting risk assessment on food and providing timely information to the public;
- investigating and managing food incidents;
- exercising import control on high-risk food and issuing health certificates for food exports;
- exercising import control on live food animals;
- conducting inspections and tests on live food animals at licensed slaughterhouses;
- providing meat inspection services at licensed slaughterhouses;

## Head 49 — FOOD AND ENVIRONMENTAL HYGIENE DEPARTMENT

- conducting risk assessment on pests affecting public health;
- taking control measures to prevent vector-borne diseases; and
- investigating incidents of vector-borne diseases.

4 The key performance measures are:

### *Targets*

	Target	2005 (Actual)	2006 (Actual)	2007 (Plan)
applications for import of game, meat and poultry to be processed within five working days (%) .....	98	100	100	<b>98</b>
applications for import of milk and milk products to be processed within 12 working days (%)# .....	98	100	100	<b>98</b>
applications for import of frozen confections to be processed within 12 working days (%)# .....	98	100	100	<b>98</b>
applications for export or re-export food health certificates to be processed within 12 working days (%)# .....	98	100	100	<b>98</b>
inspecting vehicles carrying vegetables at Man Kam To Food Control Office (% of vehicles) .....	98	100	100	<b>98</b>
food surveillance through testing of food samples (no. of food samples tested per 1 000 population per year) .....	8	8	9	<b>9</b>
initiating investigation of reports of food unfit for human consumption within 24 hours (%) .....	100	100	100	<b>100</b>
initiating investigation of complaints about food labelling within three working days (%) .....	100	100	100	<b>100</b>
issuing veterinary health certificates for exported food containing animal products within two working days (%)# .....	98	100	100	<b>98</b>
inspecting vehicles carrying poultry at Man Kam To (% of vehicles) .....	100	100	100	<b>100</b>
testing pigs for beta-agonists (% of lots) .....	98	100	100	<b>98</b>
conducting inspections of farms exporting food animals to Hong Kong (no. of farms)@ .....	35	36	38	<b>35</b>
initiating pest control measures within 24 hours upon receiving report of vector-borne diseases (%) .....	100	100	100	<b>100</b>
dealing with complaints on pest control matters within six working days (%)# .....	100	99	100	<b>100</b>

# The target processing time has been shortened by one working day as from 2007.

@ The target revised from 20 to 35 with effect from 2006.

### *Indicators*

	2005 (Actual)	2006 (Actual)	2007 (Estimate)
applications for import of game, meat and poultry .....	3 355	2 619	<b>2 700</b>
applications for import of milk and milk products .....	117	133	<b>130</b>
applications for import of frozen confections .....	144	116	<b>130</b>
export/re-export food health certificates issued .....	154	167	<b>170</b>
vehicles carrying vegetables inspected at Man Kam To Food Control Office .....	27 939	28 067	<b>28 000</b>
food samples taken for testing .....	62 419	64 915	<b>65 000</b>
labels checked .....	48 019	55 346	<b>55 000</b>
food complaints received $\Omega$ .....	5 538	5 861	<b>6 000</b>

## Head 49 — FOOD AND ENVIRONMENTAL HYGIENE DEPARTMENT

	2005 (Actual)	2006 (Actual)	2007 (Estimate)
HACCP seminars/workshops .....	29	31	31
veterinary health certificates for exported food containing animal products issued.....	72	51	50
vehicles carrying poultry inspected at Man Kam To .....	6 079	4 688	4 300
blood samples taken from poultry for testing of avian influenza H5 antibodies.....	113 413	87 452	82 000
samples taken from food animals for testing of veterinary drug residues.....	71 021	70 573	70 000
poison treatments of rodent infestation in building blocks .....	44 927	46 138	45 000
no. of trappings.....	2 771	3 031	3 000
mosquito breeding places eliminated.....	52 758	63 573	63 000
pest control surveys conducted.....	6 790	5 578	6 700

Ω New indicator as from 2006.

### *Matters Requiring Special Attention in 2007–08*

5 During 2007–08, the Department will:

- continue to enhance various efforts in safeguarding food safety following the establishment of the Centre for Food Safety in 2006;
- follow up the legislative amendments to prohibit the abstraction of seawater from specified areas adjacent to the coast for keeping live seafood; and
- take steps to introduce legislative amendments to regulate the import of poultry eggs.

### **Programme (2): Environmental Hygiene and Related Services**

	2005–06 (Actual)	2006–07 (Original)	2006–07 (Revised)	2007–08 (Estimate)
Financial provision (\$m)	1,881.7	2,079.2	1,914.9 (–7.9%)	2,102.0 (+9.8%)
				(or +1.1% on 2006–07 Original)

### *Aim*

6 The aim is to provide quality environmental hygiene services and facilities, and to safeguard public health through licensing and regulation of licensed food premises.

### *Brief Description*

7 The work involves:

- providing efficient and effective public cleansing services including street cleansing, household waste collection and management of public cleansing facilities such as public toilets and refuse collection points;
- licensing and inspecting food premises, and taking law enforcement actions against unlicensed and unhygienic food premises;
- processing liquor licence applications and providing administrative support to the Liquor Licensing Board;
- licensing private swimming pools, commercial bathhouses, places of public entertainment, funeral parlours, karaoke establishments in restaurants and offensive trades; and taking law enforcement action in relation to these activities;
- managing cremation and burial facilities including public cemeteries, crematoria and columbaria; and
- abating environmental nuisances relating to dripping air-conditioners and water seepage and at environmental hygiene blackspots.

## Head 49 — FOOD AND ENVIRONMENTAL HYGIENE DEPARTMENT

8 The key performance measures are:

### *Targets*

	Target	2005 (Actual)	2006 (Actual)	2007 (Plan)
<i>Cleansing</i>				
1st round street sweeping services on main roads completed before 9:00 a.m. to ensure clearance of over-night street litter (%) <sup>β</sup> .....	99	100	100	<b>99</b>
<i>Licensing of food premises</i>				
cases where Application Vetting Panel meeting for restaurant licences will be held within 20 working days upon passing of initial screening (%) <sup>¶</sup> .....	98	—	100	<b>98</b>
cases where food business licences will be issued within seven working days upon confirmation of compliance (%) .....	98	100	100	<b>98</b>
cases where provisional licences for restaurants and other food premises will be issued within one working day upon receipt of acceptable Certificates of Compliance for submissions over the counter (%) <sup>α</sup> .....	99	—	100	<b>99</b>
cases where liquor licences and club liquor licences will be issued to licensed restaurants and clubs within five working days of approval by Liquor Licensing Board (%) .....	98	100	100	<b>98</b>
<i>Licensing of funeral parlours, private swimming pools, commercial bathhouses, offensive trades, places of public entertainment</i>				
cases where Letters of Requirements will be issued within seven working days upon clearance with concerned departments (%) .....	98	100	98	<b>98</b>
cases where licences will be issued within seven working days upon confirmation of compliance (%) .....	98	100	100	<b>98</b>
<i>Cemeteries and crematoria</i>				
cases where an applicant may book a cremation session within 15 days (%) <sup>β</sup> .....	99	100	100	<b>99</b>
cases where burial spaces may be allocated on the day of receipt of application (%) <sup>β</sup> .....	99	100	100	<b>99</b>

<sup>β</sup> The target revised from 98% to 99% with effect from 2006.

<sup>¶</sup> New target as from 2006.

<sup>α</sup> Target modified as from 2006.

### *Indicators*

	2005 (Actual)	2006 (Actual)	2007 (Estimate)
refuse collected (tonnes) .....	1 990 415	2 015 206	<b>2 015 200</b>
recurrent expenditure per tonne of refuse collected (\$) <sup>Δ</sup> .....	161	157	<b>156</b>
sludge collected by gully emptiers (tonnes) .....	9 384	9 278	<b>9 300</b>
restaurant licences .....	10 477	10 488	<b>10 500</b>
other food-related licences (e.g. liquor, food factory, bakery) .....	14 276	14 197	<b>14 200</b>
restricted food permits (e.g. sushi and milk) .....	5 537	5 402	<b>5 400</b>

## Head 49 — FOOD AND ENVIRONMENTAL HYGIENE DEPARTMENT

	2005 (Actual)	2006 (Actual)	2007 (Estimate)
applications for food business licences .....	2 734	2 808	2 800
applications for restricted food permits .....	901 <sup>Ψ</sup>	901	900
inspections to food premises .....	249 250	235 425	235 000
raids against illegal slaughtering .....	307	308	300
prosecutions against food premises			
licensed.....	3 191	3 030	3 000
unlicensed.....	1 180	1 328	1 300
food business licences suspended/cancelled.....	125	148	140
courses/seminars for Hygiene Supervisors .....	215	116	120
applications for licences in respect of private swimming pools, places of public entertainment, etc. (excluding applications for temporary licences) .....	78	67	70
inspections conducted in respect of private swimming pools, places of public entertainment, etc.....	12 600	12 490	12 400
no. of burials			
coffin .....	1 651	1 366	1 300
urn .....	781	668	660
no. of cremations			
body.....	33 288	32 215	32 200
skeletal.....	4 298	2 630	2 600
exhumation permits issued .....	6 252	5 586	5 500

Δ The figures represent unit expenditure for the respective financial years ending 31 March.

Ψ The figure has been updated after the preparation of the 2006–07 Estimates.

### ***Matters Requiring Special Attention in 2007–08***

9 During 2007–08, the Department will:

- maintain the overall standard of cleanliness in public areas, busy thoroughfares and public toilets;
- continue to take enforcement actions against littering;
- continue to provide Hygiene Supervisor training courses for food handlers;
- continue to take stringent enforcement actions against unlicensed food premises and food premises which pose immediate health hazards;
- continue to streamline the food business licensing regime; and
- continue to convert designated aqua privies into flushing toilets by phases.

### **Programme (3): Market Management and Hawker Control**

	2005–06 (Actual)	2006–07 (Original)	2006–07 (Revised)	2007–08 (Estimate)
Financial provision (\$m)	1,211.7	1,248.0	1,228.3 (-1.6%)	1,249.5 (+1.7%)

(or +0.1% on  
2006–07 Original)

### ***Aim***

10 The aim is to maintain a clean and hygienic environment in public markets and to control on-street hawking activities.

### ***Brief Description***

11 The work involves:

- managing and maintaining public markets;
- inspecting markets to ensure cleanliness and compliance with tenancy requirements and conditions;
- controlling and containing on-street hawking activities and obstruction caused by shop extensions;
- managing licensed hawker pitches, hawker permitted places and hawkers bazaars; and
- taking enforcement actions.

## Head 49 — FOOD AND ENVIRONMENTAL HYGIENE DEPARTMENT

12 The key performance measures are:

### *Target*

	Target	2005 (Actual)	2006 (Actual)	2007 (Plan)
markets with common parts cleansed at least three times a day (%) .....	100	100	100	100
stalls let (%)§ .....	76	75	77	76
dealing with complaints of illegal hawking in built-up areas within 30 minutes (%)∇ .....	97	98	98	97

§ In calculating the letting percentage, the number of stalls set aside for designated purposes has been included in the total number of stalls for letting. The target has been revised from 80% to 76% with effect from 2006.

∇ The target revised from 95% to 97% with effect from 2006.

### *Indicators*

	2005 (Actual)	2006 (Actual)	2007 (Estimate)
licensed hawkers			
fixed pitch hawkers.....	7 041	6 811	6 600
itinerant hawkers .....	726	673	600
estimated number of unlicensed hawkers .....	2 819	2 245	2 300
raids by Hawker Control Teams.....	114 406	121 231	121 000
joint operations against illegal hawking with other departments.....	912	1 171	1 100
hawker blackspots .....	62	51	51

### *Matters Requiring Special Attention in 2007–08*

13 During 2007–08, the Department will:

- enhance the facilities and management of public markets, inter alia, by continuing improvement works and market promotion; and
- extend the scheme on contracting out market management to two additional districts, namely Southern and Tuen Mun districts.

### **Programme (4): Public Education and Community Involvement**

	2005–06 (Actual)	2006–07 (Original)	2006–07 (Revised)	2007–08 (Estimate)
Financial provision (\$m)	22.3	21.9	19.9 (–9.1%)	20.1 (+1.0%)
				(or –8.2% on 2006–07 Original)

### *Aim*

14 The aim is to promote food safety and the maintenance of a hygienic environment through partnership with the community and a multi-media publicity campaign.

### *Brief Description*

15 The work involves:

- enhancing public awareness of the importance of food safety and empowering consumers to make informed choices;
- educating the public on their responsibility in maintaining a clean and hygienic living environment; and
- organising targeted public education and publicity programmes to mobilise community involvement and support for activities in keeping the environment clean.

## Head 49 — FOOD AND ENVIRONMENTAL HYGIENE DEPARTMENT

16 The Department disseminated keep clean and food safety messages through TV/Radio Announcements in the Public Interest, banners/posters, publicity stickers and/or pamphlets. Funding was provided for organising cleansing activities/campaigns by District Councils and local organisations. In addition, talks and support to cleaning campaign/work conducted by District Councils, non-government organisations, community groups and schools were given. The Department also launched a new publicity vehicle in the fourth quarter of 2006 to enhance public education efforts.

17 The key performance measures are:

### *Targets*

	Target	2005 (Actual)	2006 (Actual)	2007 (Plan)
schools approached for talks (%).....	100	100	100	<b>100</b>
response to requests for information/talks on food safety and environmental hygiene (% within one week) .....	100	100	100	<b>100</b>
publicity campaign.....	3	3	3	<b>3</b>

### *Indicators*

	2005 (Actual)	2006 (Actual)	2007 (Estimate)
seminars for general public .....	1 443	1 375	<b>1 385</b>
outreaching programmes targeted at schools.....	20	20	<b>20</b>
school talks .....	1 207	1 253	<b>1 200</b>
series of TV Announcements in the Public Interest.....	2	3	<b>3</b>
series of Radio Announcements in the Public Interest .....	3	10	<b>3</b>

### *Matters Requiring Special Attention in 2007–08*

18 During 2007–08, the Department will:

- educate the public on their role in and responsibility for ensuring food safety and to take appropriate measures to guard against mosquito breeding;
- continue to support community involvement activities to disseminate public cleanliness message;
- promote health education to various target groups such as students and elderly through talks and outreaching activities; and
- enhance the outreaching efforts in promoting public health and environmental hygiene through the use of the publicity vehicle.

## Head 49 — FOOD AND ENVIRONMENTAL HYGIENE DEPARTMENT

### ANALYSIS OF FINANCIAL PROVISION

<b>Programme</b>	2005-06 (Actual) (\$m)	2006-07 (Original) (\$m)	2006-07 (Revised) (\$m)	<b>2007-08 (Estimate) (\$m)</b>
(1) Food Safety and Public Health .....	534.6	595.6	620.3	<b>705.4</b>
(2) Environmental Hygiene and Related Services.....	1,881.7	2,079.2	1,914.9	<b>2,102.0</b>
(3) Market Management and Hawker Control.....	1,211.7	1,248.0	1,228.3	<b>1,249.5</b>
(4) Public Education and Community Involvement .....	22.3	21.9	19.9	<b>20.1</b>
	3,650.3	3,944.7	3,783.4 (-4.1%)	<b>4,077.0</b> <b>(+7.8%)</b>
				<b>(or +3.4% on 2006-07 Original)</b>

#### Analysis of Financial and Staffing Provision

##### Programme (1)

Provision for 2007-08 is \$85.1 million (13.7%) higher than the revised estimate for 2006-07. This is mainly due to additional provision for enhancing food safety and public health efforts. There will be a net creation of 125 posts in 2007-08.

##### Programme (2)

Provision for 2007-08 is \$187.1 million (9.8%) higher than the revised estimate for 2006-07. This is mainly due to increased operating expenses for cleansing services. There will be a net deletion of 51 posts in 2007-08.

##### Programme (3)

Provision for 2007-08 is \$21.2 million (1.7%) higher than the revised estimate for 2006-07. This is mainly due to the funding requirement for managing new public markets and implementing market improvement projects.

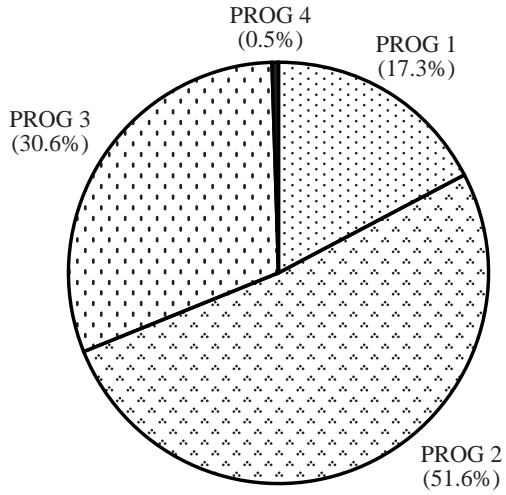
##### Programme (4)

Provision for 2007-08 is \$0.2 million (1.0%) higher than the revised estimate for 2006-07. This is mainly due to the full-year effect of filling a vacant post in 2006-07.

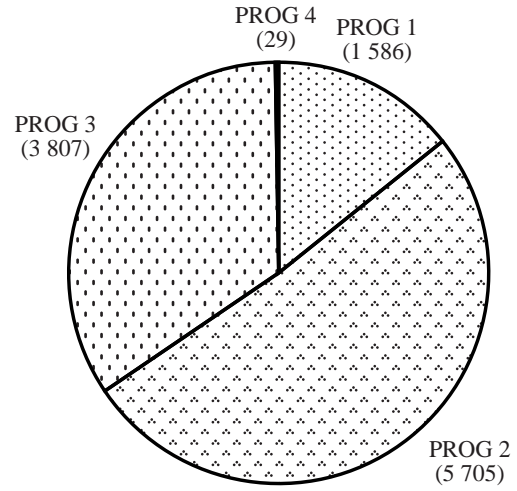


**Head 49 — FOOD AND ENVIRONMENTAL HYGIENE DEPARTMENT**

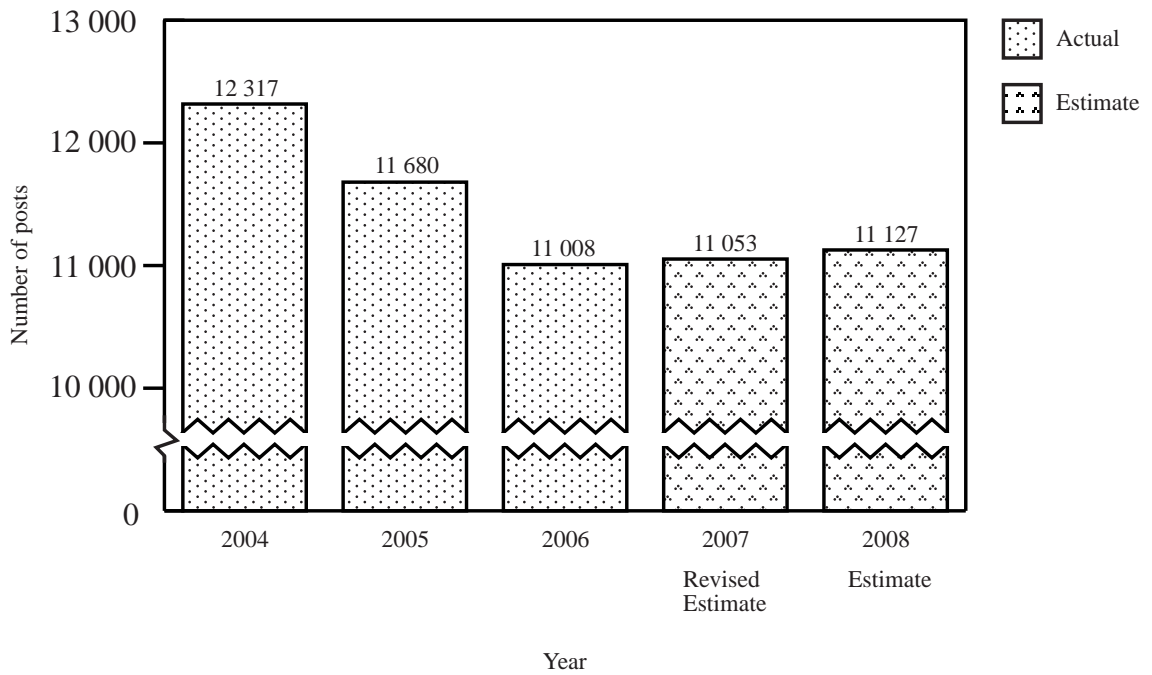
*Allocation of provision to programmes (2007-08)*



*Staff by programme (as at 31 March 2008)*



*Changes in the size of the establishment (as at 31 March)*



## Head 49 — FOOD AND ENVIRONMENTAL HYGIENE DEPARTMENT

Sub-head (Code)	Actual expenditure 2005-06	Approved estimate 2006-07	Revised estimate 2006-07	<b>Estimate 2007-08</b>	
	\$'000	\$'000	\$'000	<b>\$'000</b>	
<b>Operating Account</b>					
Recurrent					
000	Operational expenses.....	3,340,666	3,856,145	3,719,765	<b>4,042,374</b>
	Total, Recurrent .....	<u>3,340,666</u>	<u>3,856,145</u>	<u>3,719,765</u>	<u><b>4,042,374</b></u>
Non-Recurrent					
700	General non-recurrent.....	300,115	41,952	46,685	<b>8,640</b>
	Total, Non-Recurrent .....	<u>300,115</u>	<u>41,952</u>	<u>46,685</u>	<u><b>8,640</b></u>
	Total, Operating Account.....	<u>3,640,781</u>	<u>3,898,097</u>	<u>3,766,450</u>	<u><b>4,051,014</b></u>
<b>Capital Account</b>					
Plant, Equipment and Works					
603	Plant, vehicles and equipment .....	1,790	—	—	<b>7,250</b>
661	Minor plant, vehicles and equipment (block vote).....	7,724	46,587	16,953	<b>18,740</b>
	Total, Plant, Equipment and Works .....	<u>9,514</u>	<u>46,587</u>	<u>16,953</u>	<u><b>25,990</b></u>
	Total, Capital Account .....	<u>9,514</u>	<u>46,587</u>	<u>16,953</u>	<u><b>25,990</b></u>
	Total Expenditure.....	<u><u>3,650,295</u></u>	<u><u>3,944,684</u></u>	<u><u>3,783,403</u></u>	<u><u><b>4,077,004</b></u></u>

## Head 49 — FOOD AND ENVIRONMENTAL HYGIENE DEPARTMENT

### Details of Expenditure by Subhead

The estimate of the amount required in 2007–08 for the salaries and expenses of the Food and Environmental Hygiene Department is \$4,077,004,000. This represents an increase of \$293,601,000 over the revised estimate for 2006–07 and of \$426,709,000 over actual expenditure in 2005–06.

#### *Operating Account*

##### Recurrent

**2** Provision of \$4,042,374,000 under *Subhead 000 Operational expenses* is for the salaries, allowances and other operating expenses of the Food and Environmental Hygiene Department. The increase of \$322,609,000 (8.7%) over the revised estimate for 2006–07 is mainly due to increased provision for enhancing food safety and public health efforts and additional funding requirement for cleansing services.

**3** The establishment as at 31 March 2007 will be 11 053 permanent posts. It is expected that there will be a net creation of 74 permanent posts in 2007–08. Subject to certain conditions, the controlling officer may under delegated power create or delete non-directorate posts during 2007–08, but the notional annual mid-point salary value of all such posts must not exceed \$2,080,951,000.

**4** An analysis of the financial provision under *Subhead 000 Operational expenses* is as follows:

	2005–06 (Actual) (\$'000)	2006–07 (Original) (\$'000)	2006–07 (Revised) (\$'000)	<b>2007–08 (Estimate) (\$'000)</b>
Personal Emoluments				
- Salaries.....	2,095,279	2,114,930	2,070,797	<b>2,099,351</b>
- Allowances.....	24,122	26,800	26,000	<b>26,800</b>
- Job-related allowances.....	61,419	71,469	65,000	<b>69,800</b>
Personnel Related Expenses				
- Mandatory Provident Fund contribution.....	717	900	1,300	<b>2,600</b>
- Civil Service Provident Fund contribution.....	—	156	210	<b>1,038</b>
Departmental Expenses				
- General departmental expenses.....	1,158,754	1,641,584	1,556,179	<b>1,842,435</b>
Other Charges				
- Commonwealth War Graves Commission.....	375	306	279	<b>350</b>
	3,340,666	3,856,145	3,719,765	<b>4,042,374</b>

#### *Capital Account*

##### Plant, Equipment and Works

**5** Provision of \$18,740,000 under *Subhead 661 Minor plant, vehicles and equipment (block vote)* represents an increase of \$1,787,000 (10.5%) over the revised estimate for 2006–07. This is mainly due to increased funding requirement for replacement of specialised vehicles and minor plant and equipment.

## Head 49 — FOOD AND ENVIRONMENTAL HYGIENE DEPARTMENT

### Commitments

Sub-head (Code)	Item (Code)	Ambit	Approved commitment	Accumulated expenditure to 31.3.2006	Revised estimated expenditure for 2006–07	Balance
			\$'000	\$'000	\$'000	\$'000
<b><i>Operating Account</i></b>						
700	<i>General non-recurrent</i>					
001	Ex-gratia payments to cooked food hawker licences .....		9,960	2,490	600	6,870
002	Ex-gratia payments under Itinerant Hawker Licence Compulsory Deletion Policy .....		19,200	4,740	660	13,800
011	Extension of ex-gratia payments to the Itinerant Hawker Licence holders of the New Territories .....		9,990	4,740	1,200	4,050
012	Population-based food consumption survey.....		4,200	—	—	4,200
953	Ex-gratia payments to fixed-pitch hawker licences at Cross Street and Tai Yuen Street.....		2,580	—	600	1,980
			<u>45,930</u>	<u>11,970</u>	<u>3,060</u>	<u>30,900</u>
<b><i>Capital Account</i></b>						
603	<i>Plant, vehicles and equipment</i>					
827	One integrated high resolution inductively coupled mass spectrometer system.....		4,500	—	—	4,500
873	Improvement work for central air- conditioning system for Tai Po Hui Market.....		2,750	—	—	2,750
			<u>7,250</u>	<u>—</u>	<u>—</u>	<u>7,250</u>
		Total.....	<u>53,180</u>	<u>11,970</u>	<u>3,060</u>	<u>38,150</u>