

Head 49 — FOOD AND ENVIRONMENTAL HYGIENE DEPARTMENT

Controlling officer: the Director of Food and Environmental Hygiene will account for expenditure under this Head.

Estimate 2008–09	\$4,390.7m
Establishment ceiling 2008–09 (notional annual mid-point salary value) representing an estimated 11 112 non-directorate posts as at 31 March 2008 rising by 13 posts to 11 125 posts as at 31 March 2009	\$2,276.2m
In addition, there will be an estimated 15 directorate posts as at 31 March 2008 and as at 31 March 2009.	
Commitment balance	\$33.1m

Controlling Officer's Report

Programmes

Programme (1) Food Safety and Public Health	This programme contributes to Policy Area 2: Agriculture, Fisheries and Food Safety (Secretary for Food and Health).
Programme (2) Environmental Hygiene and Related Services	These programmes contribute to Policy Area 32: Environmental Hygiene (Secretary for Food and Health).
Programme (3) Market Management and Hawker Control	
Programme (4) Public Education and Community Involvement	This programme contributes to Policy Area 2: Agriculture, Fisheries and Food Safety (Secretary for Food and Health) and Policy Area 32: Environmental Hygiene (Secretary for Food and Health).

Detail

Programme (1): Food Safety and Public Health

	2006–07 (Actual)	2007–08 (Original)	2007–08 (Revised)	2008–09 (Estimate)
Financial provision (\$m)	613.5	705.4	692.4 (–1.8%)	809.6 (+16.9%)
				(or +14.8% on 2007–08 Original)

Aim

2 The aim is to ensure that food available for human consumption is wholesome, hygienic and safe; and to safeguard public health through testing and control of live food animals and effective pest control.

Brief Description

3 The work involves:

- conducting risk assessment on food and providing timely information to the public;
- investigating and managing food incidents;
- exercising import control on high-risk food and issuing health certificates for food exports;
- exercising import control on live food animals;
- conducting inspections and tests on live food animals at licensed slaughterhouses;
- providing meat inspection services at licensed slaughterhouses;
- conducting food surveillance at various points of the food chain and taking enforcement actions;
- promoting Hazard Analysis and Critical Control Point (HACCP) approach to the trade and the adoption of the HACCP-based food safety plan;
- ensuring pre-packaged food for sale is properly labelled;

Head 49 — FOOD AND ENVIRONMENTAL HYGIENE DEPARTMENT

- conducting risk assessment on pests affecting public health;
- taking control measures to prevent vector-borne diseases; and
- investigating incidents of vector-borne diseases.

4 The key performance measures are:

Targets

	Target	2006 (Actual)	2007 (Actual)	2008 (Plan)
applications for import of game, meat and poultry to be processed within five working days (%).....	98	100	100	98
applications for import of milk and milk products to be processed within 12 working days (%)#.....	98	100	100	98
applications for import of frozen confections to be processed within 12 working days (%)#.....	98	100	100	98
applications for export or re-export food health certificates to be processed within 12 working days (%)#.....	98	100	100	98
inspecting vehicles carrying vegetables at Man Kam To Food Control Office (% of vehicles)@.....	98	100	100	N.A.
food surveillance through testing of food samples (no. of food samples tested per 1 000 population per year).....	8	9	9	9
initiating investigation of reports of food unfit for human consumption within 24 hours (%).....	100	100	100	100
initiating investigation of complaints about food labelling within three working days (%).....	100	100	100	100
issuing veterinary health certificates for exported food containing animal products within two working days (%)#.....	98	100	100	98
inspecting vehicles carrying poultry at Man Kam To (% of vehicles).....	100	100	100	100
testing pigs for beta-agonists (% of lots).....	98	100	100	98
conducting inspections of farms exporting food animals to Hong Kong (no. of farms).....	35	38	37	50
initiating pest control measures within 24 hours upon receiving report of vector-borne diseases (%).....	100	100	100	100
dealing with complaints on wasps/bees infestation within six working days (%)Ψ.....	100	100	100	100

The target processing time has been shortened by one working day as from 2007.

@ The target is deleted as from 2008 as it is not a good reflection of the performance measures involved in regulating vegetable import.

Ψ The target processing time has been shortened by one working day as from 2007. The original target of 'dealing with complaints on pest control matters within six working days' has been revised to reflect the specific activity to which the performance target relates. There is no change in the activity itself.

Indicators

	2006 (Actual)	2007 (Actual)	2008 (Estimate)
applications for import of game, meat and poultry.....	2 619	2 244	2 300
applications for import of milk and milk products.....	133	140	140
applications for import of frozen confections.....	116	125	130
export/re-export food health certificates issued.....	167	211	200

Head 49 — FOOD AND ENVIRONMENTAL HYGIENE DEPARTMENT

	2006 (Actual)	2007 (Actual)	2008 (Estimate)
vehicles carrying vegetables inspected at Man Kam To Food Control Office	28 067	28 588	28 000
food samples taken for testing	64 915	65 206	65 000
labels checked	55 346	55 338	55 000
food complaints received	5 861	6 360	6 200
HACCP seminars/workshops	31	33	33
veterinary health certificates for exported food containing animal products issued	51	61	60
vehicles carrying poultry inspected at Man Kam To	4 688	5 048	5 000
blood samples taken from poultry for testing of avian influenza H5 antibodies	87 452	94 192	94 000
samples taken from food animals for testing of veterinary drug residues	70 573	58 177	58 000
poison treatments of rodent infestation in building blocksΩ....	46 138	44 915	45 000
no. of trappingsΩ	3 031	2 889	2 900
mosquito breeding places eliminatedΩ	63 573	68 605	68 000
pest control surveys conducted	5 578	7 229	6 700

Ω In some districts, the service is provided by contractors engaged by the Department.

Matters Requiring Special Attention in 2008–09

5 During 2008–09, the Department will:

- introduce an amendment regulation on nutrition labelling for pre-packaged food;
- administer the pre-statutory voluntary notification scheme for food importers and distributors;
- take steps to introduce a new regulation on the control of pesticide residues in food;
- review the regulation of veterinary drug residues in food; and
- take steps to introduce a new Food Safety Bill.

Programme (2): Environmental Hygiene and Related Services

	2006–07 (Actual)	2007–08 (Original)	2007–08 (Revised)	2008–09 (Estimate)
Financial provision (\$m)	1,873.0	2,102.0	1,913.8 (–9.0%)	2,268.2 (+18.5%)
				(or +7.9% on 2007–08 Original)

Aim

6 The aim is to provide quality environmental hygiene services and facilities, and to safeguard public health through licensing and regulation of licensed food premises.

Brief Description

7 The work involves:

- providing efficient and effective public cleansing services including street cleansing, household waste collection and management of public cleansing facilities such as public toilets and refuse collection points;
- licensing and inspecting food premises, and taking law enforcement actions against unlicensed and unhygienic food premises;
- processing liquor licence applications and providing administrative support to the Liquor Licensing Board;
- managing cremation and burial facilities including public cemeteries, crematoria and columbaria;
- abating environmental nuisances relating to dripping air-conditioners and water seepage and at environmental hygiene blackspots; and
- licensing private swimming pools, commercial bathhouses, places of public entertainment, funeral parlours, karaoke establishments in restaurants and offensive trades; and taking law enforcement action in relation to these activities.

Head 49 — FOOD AND ENVIRONMENTAL HYGIENE DEPARTMENT

8 The key performance measures are:

Targets

	Target	2006 (Actual)	2007 (Actual)	2008 (Plan)
<i>Cleansing</i>				
1st round street sweeping services on main roads completed before 9:00 a.m. to ensure clearance of over-night street litter (%)Ψ.....	99	100	100	99
<i>Licensing of food premises</i>				
cases where Application Vetting Panel meeting for restaurant licences will be held within 20 working days upon passing of initial screening (%)@.....	99	100	100	99
cases where food business licences will be issued within seven working days upon confirmation of compliance (%)@.....	99	100	100	99
cases where provisional licences for restaurants and other food premises will be issued within one working day upon receipt of acceptable Certificates of Compliance for submissions over the counter (%).....	99	100	100	99
cases where liquor licences and club liquor licences will be issued to licensed restaurants and clubs within five working days of approval by Liquor Licensing Board (%)@.....	99	100	100	99
<i>Licensing of funeral parlours, private swimming pools, commercial bathhouses, offensive trades, places of public entertainment</i>				
cases where Letters of Requirements will be issued within seven working days upon clearance with concerned departments (%).....	98	98	100	98
cases where licences will be issued within seven working days upon confirmation of compliance (%)....	98	100	100	98
<i>Cemeteries and crematoria</i>				
cases where an applicant may book a cremation session within 15 days (%).....	99	100	100	100
cases where burial spaces may be allocated on the day of receipt of application (%).....	99	100	100	99

Ψ The same target applies to both services provided by staff of the Department and those provided by contractors through outsourcing.

@ The target revised from 98 per cent to 99 per cent with effect from 2008.

Indicators

	2006 (Actual)	2007 (Actual)	2008 (Estimate)
refuse collected (tonnes)Ω.....	2 015 206	1 947 618	2 000 000
recurrent expenditure per tonne of refuse collected (\$)Δ.....	157	162	175
sludge collected by gully emptiers (tonnes)Ω.....	9 278	8 838	9 200
restaurant licences.....	10 488	10 566	10 600
other food-related licences (e.g. liquor, food factory, bakery).....	14 197	14 314	14 300
restricted food permits (e.g. sushi and milk).....	5 402	5 918	5 900
applications for food business licences.....	2 808	3 058	3 060

Head 49 — FOOD AND ENVIRONMENTAL HYGIENE DEPARTMENT

	2006 (Actual)	2007 (Actual)	2008 (Estimate)
applications for restricted food permits	901	1 209	1 210
inspections to food premises.....	235 425	234 749	234 800
raids against illegal slaughtering.....	308	305	300
prosecutions against food premises			
licensed	3 030	4 204	4 100
unlicensed	1 328	2 065	2 000
food business licences suspended/cancelled	148	166	160
courses/seminars for Hygiene Supervisors.....	116	110	110
applications for licences in respect of private swimming pools, places of public entertainment, etc. (excluding applications for temporary licences)	67	60	60
inspections conducted in respect of private swimming pools, places of public entertainment, etc.	12 490	12 906	12 900
no. of burials conducted			
coffin.....	1 366	1 376	1 380
urn.....	668	689	700
no. of cremations provided			
body.....	32 215	34 427	34 500
skeletal.....	2 630	3 909	3 500
exhumation permits issued.....	5 586	6 322	6 330

Ω In some districts, the service is provided by contractors engaged by the Department.

Δ The figures represent unit expenditure for the respective financial years ending 31 March.

Matters Requiring Special Attention in 2008–09

9 During 2008–09, the Department will:

- take forward plans to provide more crematoria and columbaria facilities;
- contribute to the introduction of an on-line Application Tracking Facility through which licence applicants can monitor the progress of their applications;
- contribute to the implementation of electronic submission of liquor licence applications;
- continue to take stringent enforcement actions against unlicensed food premises and food premises which pose immediate health hazards; and
- continue to convert designated aqua privies into flushing toilets by phases.

Programme (3): Market Management and Hawker Control

	2006–07 (Actual)	2007–08 (Original)	2007–08 (Revised)	2008–09 (Estimate)
Financial provision (\$m)	1,216.7	1,249.5	1,254.9 (+0.4%)	1,293.7 (+3.1%)

(or +3.5% on
2007–08 Original)

Aim

10 The aim is to maintain a clean and hygienic environment in public markets and to control on-street hawking activities.

Brief Description

11 The work involves:

- managing and maintaining public markets;
- inspecting markets to ensure cleanliness and compliance with tenancy requirements and conditions;
- controlling and containing on-street hawking activities and obstruction caused by shop extensions;
- managing licensed hawker pitches, hawker permitted places and hawkers bazaars; and
- taking enforcement actions.

Head 49 — FOOD AND ENVIRONMENTAL HYGIENE DEPARTMENT

12 The key performance measures are:

Target

	Target	2006 (Actual)	2007 (Actual)	2008 (Plan)
markets with common parts cleansed at least three times a day (%).....	100	100	100	100
stalls let (%)§	76	77	76	76
dealing with complaints of illegal hawking in built-up areas within 30 minutes (%).....	97	98	98	97

§ In calculating the letting percentage, the number of stalls set aside for designated purposes has been included in the total number of stalls for letting.

Indicators

	2006 (Actual)	2007 (Actual)	2008 (Estimate)
licensed hawkers			
fixed pitch hawkers	6 811	6 636	6 400
itinerant hawkers.....	673	600	540
estimated number of unlicensed hawkers.....	2 245	2 178	2 200
raids by Hawker Control Teams	121 231	113 556	113 000
joint operations against illegal hawking with other departments	1 171	1 472	1 400
hawker blackspots.....	51	46	46

Matters Requiring Special Attention in 2008–09

13 During 2008–09, the Department will:

- contribute to the review of market policy;
- contribute to the review of hawker licence policy;
- enhance the facilities and management of public markets, inter alia, by continuing improvement works and market promotion; and
- consider further extending the scheme on contracting out market management to other districts.

Programme (4): Public Education and Community Involvement

	2006–07 (Actual)	2007–08 (Original)	2007–08 (Revised)	2008–09 (Estimate)
Financial provision (\$m)	18.5	20.1	19.2 (–4.5%)	19.2 (—)

(or –4.5% on
2007–08 Original)

Aim

14 The aim is to promote food safety and the maintenance of a hygienic environment through partnership with the community and a multi-media publicity campaign.

Brief Description

15 The work involves:

- enhancing public awareness of the importance of food safety and empowering consumers to make informed choices;
- educating the public on their responsibility in maintaining a clean and hygienic living environment; and
- organising targeted public education and publicity programmes to mobilise community involvement and support for activities in keeping the environment clean.

Head 49 — FOOD AND ENVIRONMENTAL HYGIENE DEPARTMENT

16 The Department disseminated keep clean and food safety messages through TV/Radio Announcements in the Public Interest, banners/posters, publicity stickers, pamphlets/leaflets and a publicity vehicle. Funding was provided for organising cleansing activities/campaigns by District Councils and local organisations. In addition, talks and support to cleaning campaign/work conducted by District Councils, non-government organisations, community groups and schools were given.

17 The key performance measures are:

Targets

	Target	2006 (Actual)	2007 (Actual)	2008 (Plan)
schools approached for talks (%)	100	100	100	100
response within one week to requests for information/talks on food safety and environmental hygiene (%).....	100	100	100	100
publicity campaign	3	3	3	3

Indicators

	2006 (Actual)	2007 (Actual)	2008 (Estimate)
seminars for general public	1 375	1 391	1 385
outreaching programmes targeted at schools	20	20	20
school talks	1 253	1 222	1 200
series of TV Announcements in the Public Interest	3	3	3
series of Radio Announcements in the Public Interest.....	10	4	5

Matters Requiring Special Attention in 2008–09

18 During 2008–09, the Department will:

- enhance public awareness on the importance of food safety through electronic media and public transport system;
- strengthen health promotional activities on nutrition labelling;
- educate the public on their role in and responsibility for ensuring food safety and to take appropriate measures to guard against mosquito breeding; and
- promote public health and environmental hygiene education to the public and target groups such as students and elderly through talks, outreaching activities and the publicity vehicle.

Head 49 — FOOD AND ENVIRONMENTAL HYGIENE DEPARTMENT

ANALYSIS OF FINANCIAL PROVISION

Programme	2006-07 (Actual) (\$m)	2007-08 (Original) (\$m)	2007-08 (Revised) (\$m)	2008-09 (Estimate) (\$m)
(1) Food Safety and Public Health.....	613.5	705.4	692.4	809.6
(2) Environmental Hygiene and Related Services	1,873.0	2,102.0	1,913.8	2,268.2
(3) Market Management and Hawker Control	1,216.7	1,249.5	1,254.9	1,293.7
(4) Public Education and Community Involvement.....	18.5	20.1	19.2	19.2
	3,721.7	4,077.0	3,880.3 (-4.8%)	4,390.7 (+13.2%)
				(or +7.7% on 2007-08 Original)

Analysis of Financial and Staffing Provision

Programme (1)

Provision for 2008-09 is \$117.2 million (16.9%) higher than the revised estimate for 2007-08. This is mainly due to additional provision for enhancing food safety and public health efforts. There will be a net increase of 28 posts in 2008-09.

Programme (2)

Provision for 2008-09 is \$354.4 million (18.5%) higher than the revised estimate for 2007-08. This is mainly due to increased operating expenses for cleansing services and replacement of specialised vehicles. There will be a net decrease of 15 posts in 2008-09.

Programme (3)

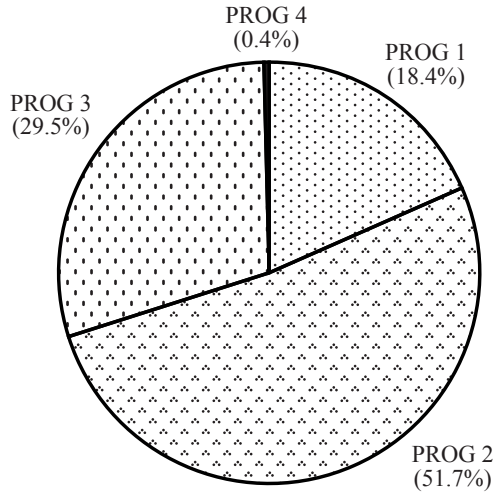
Provision for 2008-09 is \$38.8 million (3.1%) higher than the revised estimate for 2007-08. This is mainly due to increased operating expenses for managing new public markets and implementing market improvement projects.

Programme (4)

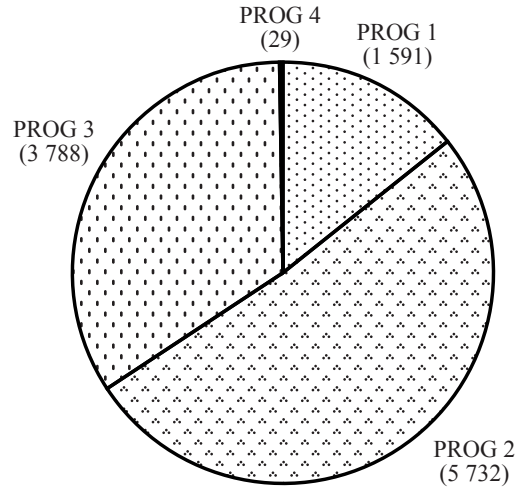
Provision for 2008-09 is the same as the revised estimate for 2007-08.

Head 49 — FOOD AND ENVIRONMENTAL HYGIENE DEPARTMENT

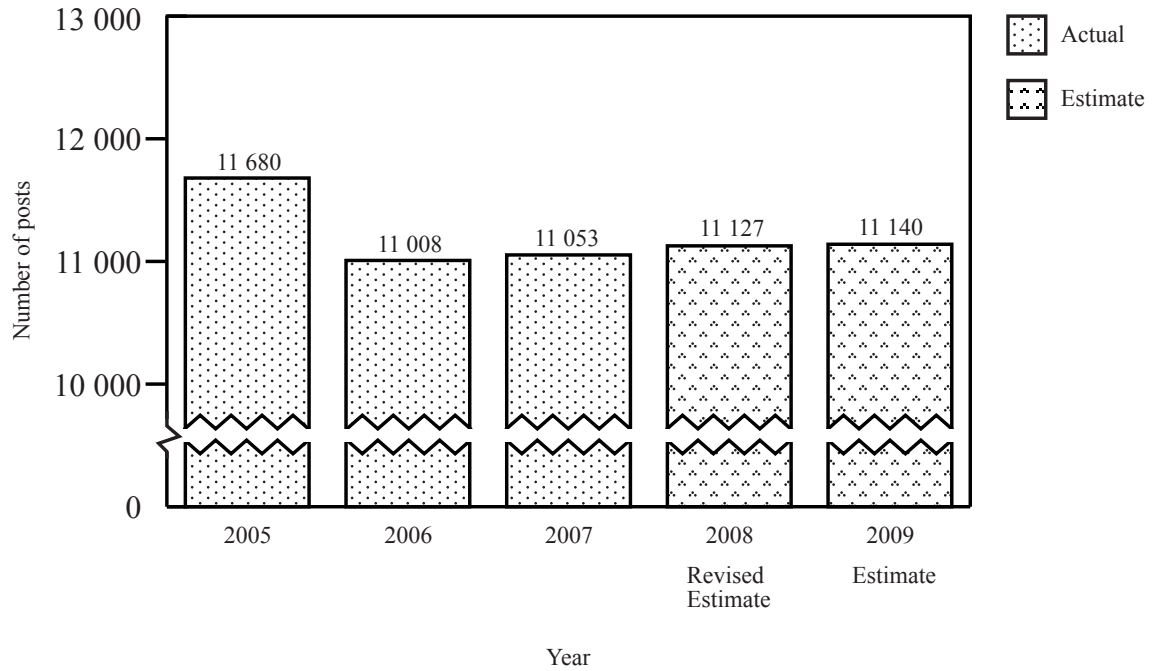
Allocation of provision to programmes (2008-09)



Staff by programme (as at 31 March 2009)



Changes in the size of the establishment (as at 31 March)



Head 49 — FOOD AND ENVIRONMENTAL HYGIENE DEPARTMENT

Sub-head (Code)	Actual expenditure 2006-07	Approved estimate 2007-08	Revised estimate 2007-08	Estimate 2008-09	
	\$'000	\$'000	\$'000	\$'000	
Operating Account					
Recurrent					
000	Operational expenses	3,665,180	4,042,374	3,846,710	4,264,326
	Total, Recurrent.....	<u>3,665,180</u>	<u>4,042,374</u>	<u>3,846,710</u>	<u>4,264,326</u>
Non-Recurrent					
700	General non-recurrent	39,369	8,640	4,334	5,370
	Total, Non-Recurrent.....	<u>39,369</u>	<u>8,640</u>	<u>4,334</u>	<u>5,370</u>
	Total, Operating Account	<u>3,704,549</u>	<u>4,051,014</u>	<u>3,851,044</u>	<u>4,269,696</u>
Capital Account					
Plant, Equipment and Works					
603	Plant, vehicles and equipment.....	—	7,250	2,750	12,000
661	Minor plant, vehicles and equipment (block vote)	17,148	18,740	26,498	108,958
	Total, Plant, Equipment and Works.....	<u>17,148</u>	<u>25,990</u>	<u>29,248</u>	<u>120,958</u>
	Total, Capital Account.....	<u>17,148</u>	<u>25,990</u>	<u>29,248</u>	<u>120,958</u>
	 Total Expenditure	 <u>3,721,697</u>	 <u>4,077,004</u>	 <u>3,880,292</u>	 <u>4,390,654</u>

Head 49 — FOOD AND ENVIRONMENTAL HYGIENE DEPARTMENT

Details of Expenditure by Subhead

The estimate of the amount required in 2008–09 for the salaries and expenses of the Food and Environmental Hygiene Department is \$4,390,654,000. This represents an increase of \$510,362,000 over the revised estimate for 2007–08 and of \$668,957,000 over actual expenditure in 2006–07.

Operating Account

Recurrent

2 Provision of \$4,264,326,000 under *Subhead 000 Operational expenses* is for the salaries, allowances and other operating expenses of the Food and Environmental Hygiene Department. The increase of \$417,616,000 (10.9%) over the revised estimate for 2007–08 is mainly due to increased provision for enhancing food safety and public health efforts and additional funding requirement for cleansing services.

3 The establishment as at 31 March 2008 will be 11 127 permanent posts. It is expected that there will be a net increase of 13 permanent posts in 2008–09. Subject to certain conditions, the controlling officer may under delegated power create or delete non-directorate posts during 2008–09, but the notional annual mid-point salary value of all such posts must not exceed \$2,276,247,000.

4 An analysis of the financial provision under *Subhead 000 Operational expenses* is as follows:

	2006–07 (Actual) (\$'000)	2007–08 (Original) (\$'000)	2007–08 (Revised) (\$'000)	2008–09 (Estimate) (\$'000)
Personal Emoluments				
- Salaries	2,062,475	2,099,351	2,151,244	2,243,986
- Allowances	21,913	26,800	23,810	25,690
- Job-related allowances	59,670	69,800	62,430	69,850
Personnel Related Expenses				
- Mandatory Provident Fund contribution	1,243	2,600	2,910	4,170
- Civil Service Provident Fund contribution	209	1,038	1,230	3,190
Departmental Expenses				
- General departmental expenses	1,519,391	1,842,435	1,604,806	1,917,190
Other Charges				
- Commonwealth War Graves Commission	279	350	280	250
	3,665,180	4,042,374	3,846,710	4,264,326

Capital Account

Plant, Equipment and Works

5 Provision of \$108,958,000 under *Subhead 661 Minor plant, vehicles and equipment (block vote)* represents an increase of \$82,460,000 (311.2%) over the revised estimate for 2007–08. This is mainly due to increased funding requirement for replacement of specialised vehicles and minor plant and equipment.

Head 49 — FOOD AND ENVIRONMENTAL HYGIENE DEPARTMENT

Commitments

Sub-head (Code)	Item (Code)	Ambit	Approved commitment	Accumulated expenditure to 31.3.2007	Revised estimated expenditure for 2007–08	Balance
			\$'000	\$'000	\$'000	\$'000
<i>Operating Account</i>						
700		<i>General non-recurrent</i>				
	002	Ex-gratia payments under Itinerant Hawker Licence Compulsory Deletion Policy.....	19,200	5,370	1,020	12,810
	011	Extension of ex-gratia payments to the Itinerant Hawker Licence holders of the New Territories	9,990	5,340	570	4,080
	012	Population-based food consumption survey	4,200	—	—	4,200
			33,390	10,710	1,590	21,090
<i>Capital Account</i>						
603		<i>Plant, vehicles and equipment</i>				
	827	One integrated high resolution inductively coupled mass spectrometer system	4,500	—	—	4,500
	856	Replacement of on-board electronic vehicle monitoring device for the Transport Section	3,500	—	—	3,500
	883	Procurement of a liquid chromatographic-tandem mass spectrometer for the Man Kam To Food Laboratory.....	4,000	—	—	4,000
			12,000	—	—	12,000
		Total	45,390	10,710	1,590	33,090