

## Head 49 — FOOD AND ENVIRONMENTAL HYGIENE DEPARTMENT

**Controlling officer:** the Director of Food and Environmental Hygiene will account for expenditure under this Head.

<b>Estimate 2009–10</b> .....	<b>\$4,453.9m</b>
<b>Establishment ceiling 2009–10</b> (notional annual mid-point salary value) representing an estimated 11 125 non-directorate posts as at 31 March 2009 rising by three posts to 11 128 posts as at 31 March 2010 .....	<b>\$2,381.5m</b>
In addition, there will be an estimated 15 directorate posts as at 31 March 2009 and as at 31 March 2010.	
<b>Commitment balance</b> .....	<b>\$24.7m</b>

### Controlling Officer's Report

#### Programmes

<b>Programme (1) Food Safety and Public Health</b>	This programme contributes to Policy Area 2: Agriculture, Fisheries and Food Safety (Secretary for Food and Health).
<b>Programme (2) Environmental Hygiene and Related Services</b>	These programmes contribute to Policy Area 32: Environmental Hygiene (Secretary for Food and Health).
<b>Programme (3) Market Management and Hawker Control</b>	
<b>Programme (4) Public Education and Community Involvement</b>	This programme contributes to Policy Area 2: Agriculture, Fisheries and Food Safety (Secretary for Food and Health) and Policy Area 32: Environmental Hygiene (Secretary for Food and Health).

#### Detail

##### Programme (1): Food Safety and Public Health

	2007–08 (Actual)	2008–09 (Original)	2008–09 (Revised)	<b>2009–10 (Estimate)</b>
Financial provision (\$m)	665.2	809.6	781.2 (–3.5%)	<b>819.3</b> (+4.9%)
				(or +1.2% on 2008–09 Original)

#### Aim

2 The aim is to ensure that food available for human consumption is wholesome, hygienic and safe; and to safeguard public health through testing and control of live food animals and effective pest control.

#### Brief Description

3 The work involves:

- conducting risk assessment on food and providing timely information to the public;
- investigating and managing food incidents;
- exercising import control on high-risk food and issuing health certificates for food exports;
- exercising import control on live food animals;
- conducting inspections and tests on live food animals at licensed slaughterhouses;
- providing meat inspection services at licensed slaughterhouses;
- conducting food surveillance at various points of the food chain and taking enforcement actions;
- promoting Hazard Analysis and Critical Control Point (HACCP) approach to the trade and the adoption of the HACCP-based food safety plan;
- ensuring pre-packaged food for sale is properly labelled;
- conducting risk assessment on pests affecting public health;
- taking control measures to prevent vector-borne diseases; and
- investigating incidents of vector-borne diseases.

## Head 49 — FOOD AND ENVIRONMENTAL HYGIENE DEPARTMENT

4 The key performance measures are:

### *Targets*

	Target	2007 (Actual)	2008 (Actual)	2009 (Plan)
applications for import of game, meat and poultry to be processed within five working days (%) .....	98	100	100	<b>98</b>
applications for import of milk and milk products to be processed within 12 working days (%) .....	98	100	100	<b>98</b>
applications for import of frozen confections to be processed within 12 working days (%) .....	98	100	100	<b>98</b>
applications for export or re-export food health certificates to be processed within 12 working days (%) .....	98	100	100	<b>98</b>
food surveillance through testing of food samples (no. of food samples tested per 1 000 population per year).....	8	9	9	<b>9</b>
initiating investigation of reports of food unfit for human consumption within 24 hours (%) .....	100	100	100	<b>100</b>
initiating investigation of complaints about food labelling within three working days (%) .....	100	100	100	<b>100</b>
issuing veterinary health certificates for exported food containing animal products within two working days (%)@ .....	100	100	100	<b>100</b>
inspecting vehicles carrying poultry at Man Kam To (% of vehicles) .....	100	100	100	<b>100</b>
testing pigs for beta-agonists (% of lots)....	98	100	100	<b>98</b>
conducting inspections of farms exporting food animals to Hong Kong (no. of farms).....	35	37	50	<b>50</b>
initiating pest control measures within 24 hours upon receiving report of vector-borne diseases (%).....	100	100	100	<b>100</b>
dealing with complaints on wasps/bees infestation within six working days (%).....	100	100	100	<b>100</b>

@ The target is revised from 98 per cent to 100 per cent with effect from 2009.

### *Indicators*

	2007 (Actual)	2008 (Actual)	2009 (Estimate)
applications for import of game, meat and poultry .....	2 244	2 294	<b>2 300</b>
applications for import of milk and milk products .....	140	156	<b>150</b>
applications for import of frozen confections.....	125	84	<b>100</b>
export/re-export food health certificates issued.....	211	250	<b>230</b>
vehicles carrying vegetables inspected at Man Kam To Food Control Office .....	28 588	28 467	<b>28 000</b>
food samples taken for testing .....	65 206	66 726	<b>65 000</b>
labels checked.....	55 338	54 134	<b>55 000</b>
food complaints received.....	6 360	5 086	<b>5 700</b>
HACCP seminars/workshops .....	33	33	<b>33</b>
veterinary health certificates for exported food containing animal products issued .....	61	94	<b>80</b>
vehicles carrying poultry inspected at Man Kam To .....	5 048	3 666	<b>1 950</b>
blood samples taken from poultry for testing of avian influenza H5 antibodies .....	94 192	68 894	<b>41 000</b>
samples taken from food animals for testing of veterinary drug residues .....	58 177	31 567	<b>40 000</b>
poison treatments of rodent infestation in building blocksΩ...	44 915	45 131	<b>45 000</b>

## Head 49 — FOOD AND ENVIRONMENTAL HYGIENE DEPARTMENT

	2007 (Actual)	2008 (Actual)	2009 (Estimate)
no. of trappings $\Omega$ .....	2 889	9 147	<b>9 100</b>
mosquito breeding places eliminated $\Omega$ .....	68 605	65 878	<b>68 000</b>
pest control surveys conducted.....	7 229	8 385	<b>7 200</b>

$\Omega$  In some districts, the service is provided by contractors engaged by the Department.

### *Matters Requiring Special Attention in 2009–10*

5 During 2009–10, the Department will:

- pursue a new regulation on the control of pesticide residues in food; and
- pursue a new Food Safety Bill.

### **Programme (2): Environmental Hygiene and Related Services**

	2007–08 (Actual)	2008–09 (Original)	2008–09 (Revised)	2009–10 (Estimate)
Financial provision (\$m)	1,932.9	2,268.2	2,353.4 (+3.8%)	<b>2,265.7</b> (–3.7%)
				(or –0.1% on 2008–09 Original)

### *Aim*

6 The aim is to provide quality environmental hygiene services and facilities, and to safeguard public health through licensing and regulation of licensed food premises.

### *Brief Description*

7 The work involves:

- providing efficient and effective public cleansing services including street cleansing, household waste collection and management of public cleansing facilities such as public toilets and refuse collection points;
- licensing and inspecting food premises, and taking law enforcement actions against unlicensed and unhygienic food premises;
- processing liquor licence applications and providing administrative support to the Liquor Licensing Board;
- managing cremation and burial facilities including public cemeteries, crematoria and columbaria;
- abating environmental nuisances relating to dripping air-conditioners and water seepage and at environmental hygiene blackspots; and
- licensing private swimming pools, commercial bathhouses, places of public entertainment, funeral parlours, karaoke establishments in restaurants and offensive trades; and taking law enforcement action in relation to these activities.

8 The key performance measures are:

### *Targets*

	Target	2007 (Actual)	2008 (Actual)	2009 (Plan)
<i>Cleansing</i>				
1st round street sweeping services on main roads completed before 9:00 a.m. to ensure clearance of over-night street litter (%) $\Psi$ .....	99	100	100	<b>99</b>
<i>Licensing of food premises</i>				
cases where Application Vetting Panel meeting for restaurant licences will be held within 20 working days upon passing of initial screening (%) $\delta$ .....	99	100	100	<b>99</b>

## Head 49 — FOOD AND ENVIRONMENTAL HYGIENE DEPARTMENT

	Target	2007 (Actual)	2008 (Actual)	2009 (Plan)
cases where food business licences will be issued within seven working days upon confirmation of compliance (%) <sup>δ</sup> .....	99	100	100	<b>99</b>
cases where provisional licences for restaurants and other food premises will be issued within one working day upon receipt of acceptable Certificates of Compliance for submissions over the counter (%) .....	99	100	99	<b>99</b>
cases where liquor licences and club liquor licences will be issued to licensed restaurants and clubs within five working days of approval by Liquor Licensing Board (%) <sup>δ</sup> .....	99	100	100	<b>99</b>
<i>Licensing of funeral parlours, private swimming pools, commercial bathhouses, offensive trades, places of public entertainment</i>				
cases where Letters of Requirements will be issued within seven working days upon clearance with concerned departments (%) ...	98	100	100	<b>98</b>
cases where licences will be issued within seven working days upon confirmation of compliance (%)....	98	100	100	<b>98</b>
<i>Cemeteries and crematoria</i>				
cases where an applicant may book a cremation session within 15 days (%).....	99	100	100	<b>99</b>
cases where burial spaces may be allocated on the day of receipt of application (%) .....	99	100	100	<b>99</b>

Ψ The same target applies to both services provided by staff of the Department and those provided by contractors through outsourcing.

δ The target has been revised from 98 per cent to 99 per cent with effect from 2008.

### Indicators

	2007 (Actual)	2008 (Actual)	2009 (Estimate)
refuse collected (tonnes) <sup>λ</sup> .....	1 947 618	1 888 406	<b>1 830 000</b>
recurrent expenditure per tonne of refuse collected (\$)Δ .....	162	186	<b>192</b>
sludge collected by gully emptiers (tonnes) <sup>λ</sup> .....	8 838	8 392	<b>8 400</b>
restaurant licences.....	10 566	10 804	<b>10 300</b>
other food-related licences (e.g. liquor, food factory, bakery) .....	14 314	14 730	<b>14 000</b>
restricted food permits (e.g. sushi and milk) .....	5 918	5 734	<b>5 500</b>
applications for food business licences.....	3 058	3 089	<b>2 900</b>
applications for restricted food permits .....	1 209	827	<b>790</b>
inspections to food premises.....	234 749	232 245	<b>220 000</b>
raids against illegal slaughtering .....	305	300	<b>300</b>
prosecutions against food premises			
licensed .....	4 204	3 938	<b>3 800</b>
unlicensed .....	2 065	2 262	<b>2 200</b>
food business licences suspended/cancelled.....	166	236	<b>230</b>
courses/seminars for Hygiene Supervisors .....	110	118	<b>112</b>
applications for licences in respect of private swimming pools, places of public entertainment, etc. (excluding applications for temporary licences) .....	60	67	<b>64</b>
inspections conducted in respect of private swimming pools, places of public entertainment, etc.....	12 906	13 593	<b>12 900</b>

## Head 49 — FOOD AND ENVIRONMENTAL HYGIENE DEPARTMENT

	2007 (Actual)	2008 (Actual)	2009 (Estimate)
no. of burials conducted			
coffin .....	1 376	1 395	1 390
urn .....	689	722	750
no. of cremations provided			
body .....	34 427	36 410	36 000
skeletal .....	3 909	4 691	5 000
exhumation permits issued .....	6 322	7 580	8 100

λ In some districts, the service is provided by contractors engaged by the Department.

Δ The figures represent unit expenditure for the respective financial years ending 31 March.

### *Matters Requiring Special Attention in 2009–10*

9 During 2009–10, the Department will:

- take forward plans and projects to provide more crematoria and columbaria facilities;
- improve the on-line Application Tracking Facility through which licence applicants can monitor the progress of their applications, and enhance publicity to promote wider use of the Facility;
- contribute to the implementation of electronic submission of liquor licence applications;
- continue to take stringent enforcement actions against unlicensed food premises and food premises which pose immediate health hazards; and
- continue to convert designated aqua privies into flushing toilets by phases.

### **Programme (3): Market Management and Hawker Control**

	2007–08 (Actual)	2008–09 (Original)	2008–09 (Revised)	2009–10 (Estimate)
Financial provision (\$m)	1,246.3	1,293.7	1,488.6 (+15.1%)	1,349.5 (–9.3%)
				(or +4.3% on 2008–09 Original)

### *Aim*

10 The aim is to maintain a clean and hygienic environment in public markets and to control on-street hawking activities.

### *Brief Description*

11 The work involves:

- managing and maintaining public markets;
- inspecting markets to ensure cleanliness and compliance with tenancy requirements and conditions;
- controlling and containing on-street hawking activities and obstruction caused by shop extensions;
- managing licensed hawker pitches, hawker permitted places and hawkers bazaars; and
- taking enforcement actions.

12 The key performance measures are:

### *Targets*

	Target	2007 (Actual)	2008 (Actual)	2009 (Plan)
markets with common parts cleansed at least three times a day (%).....	100	100	100	100

## Head 49 — FOOD AND ENVIRONMENTAL HYGIENE DEPARTMENT

	Target	2007 (Actual)	2008 (Actual)	2009 (Plan)
stalls let (%)§ .....	76	76	77	76
dealing with complaints of illegal hawking in built-up areas within 30 minutes (%) .....	97	98	99	97

§ In calculating the letting percentage, the number of stalls set aside for designated purposes has been included in the total number of stalls for letting.

### Indicators

	2007 (Actual)	2008 (Actual)	2009 (Estimate)
licensed hawkers			
fixed pitch hawkers.....	6 636	6 589	7 000
itinerant hawkers .....	600	546	520
estimated number of unlicensed hawkers .....	2 178	2 061	2 200
raids by Hawker Control Teams .....	113 556	115 271	115 000
joint operations against illegal hawking with other departments .....	1 472	1 360	1 400
hawker blackspots .....	46	45	45

### Matters Requiring Special Attention in 2009–10

13 During 2009–10, the Department will:

- follow up the outcome of the review of market policy;
- follow up the outcome of the review of hawker licence policy;
- enhance the facilities and management of public markets, inter alia, by continuing improvement works and market promotion;
- enhance the viability of public markets, inter alia, by maintaining cleanliness in markets and flexibility in determining and changing the trades of individual stalls;
- identify markets with consistently high vacancy rate and deficits for closure; and
- consider further extending the scheme on contracting out market management to other districts.

### Programme (4): Public Education and Community Involvement

	2007–08 (Actual)	2008–09 (Original)	2008–09 (Revised)	2009–10 (Estimate)
Financial provision (\$m)	19.1	19.2	19.2 (—)	19.4 (+1.0%)
				(or +1.0% on 2008–09 Original)

### Aim

14 The aim is to promote food safety and the maintenance of a hygienic environment through partnership with the community and a multi-media publicity campaign.

### Brief Description

15 The work involves:

- enhancing public awareness of the importance of food safety and empowering consumers to make informed choices;
- educating the public on their responsibility in maintaining a clean and hygienic living environment; and
- organising targeted public education and publicity programmes to mobilise community involvement and support for activities in keeping the environment clean.

16 The Department disseminates keep clean and food safety messages through TV/Radio Announcements in the Public Interest, banners/posters, publicity stickers, pamphlets/leaflets and a publicity vehicle. In addition, talks and support are given to cleansing campaign/work conducted by District Councils, non-government organisations, community groups and schools.

## Head 49 — FOOD AND ENVIRONMENTAL HYGIENE DEPARTMENT

---

17 The key performance measures are:

### *Targets*

	Target	2007 (Actual)	2008 (Actual)	2009 (Plan)
primary and secondary schools approached for talks (%) .....	100	100	100	<b>100</b>
response within one week to requests for information/talks on food safety and environmental hygiene (%) .....	100	100	100	<b>100</b>
publicity campaign .....	3	3	3	<b>3</b>

### *Indicators*

	2007 (Actual)	2008 (Actual)	2009 (Estimate)
seminars for general public .....	1 391	1 387	<b>1 385</b>
outreaching programmes targeted at schools .....	20	20	<b>20</b>
school talks .....	1 222	1 215	<b>1 200</b>
series of TV Announcements in the Public Interest .....	3	4	<b>3</b>
series of Radio Announcements in the Public Interest .....	4	4	<b>3</b>

### *Matters Requiring Special Attention in 2009–10*

18 During 2009–10, the Department will:

- strengthen health promotional activities on nutrition labelling; and
- continue the efforts in promoting public health and environmental hygiene education and food safety to the public, with special emphasis on domestic hygiene, through seminars and activities.

## Head 49 — FOOD AND ENVIRONMENTAL HYGIENE DEPARTMENT

### ANALYSIS OF FINANCIAL PROVISION

Programme	2007–08 (Actual) (\$m)	2008–09 (Original) (\$m)	2008–09 (Revised) (\$m)	2009–10 (Estimate) (\$m)
(1) Food Safety and Public Health.....	665.2	809.6	781.2	<b>819.3</b>
(2) Environmental Hygiene and Related Services.....	1,932.9	2,268.2	2,353.4	<b>2,265.7</b>
(3) Market Management and Hawker Control.....	1,246.3	1,293.7	1,488.6	<b>1,349.5</b>
(4) Public Education and Community Involvement.....	19.1	19.2	19.2	<b>19.4</b>
	3,863.5	4,390.7	4,642.4 (+5.7%)	<b>4,453.9</b> (-4.1%)
				<b>(or +1.4% on 2008–09 Original)</b>

#### Analysis of Financial and Staffing Provision

##### Programme (1)

Provision for 2009–10 is \$38.1 million (4.9%) higher than the revised estimate for 2008–09. This is mainly due to additional provision for enhancing food safety and public health efforts. There will be a net increase of 12 posts in 2009–10.

##### Programme (2)

Provision for 2009–10 is \$87.7 million (3.7%) lower than the revised estimate for 2008–09. This is mainly due to the completion of the ex-gratia payment made to live poultry retailers of fresh provision shops under the buyout package in 2008–09, partly offset by increased operating expenses for cleansing services. There will be a net decrease of 11 posts in 2009–10.

##### Programme (3)

Provision for 2009–10 is \$139.1 million (9.3%) lower than the revised estimate for 2008–09. This is mainly due to the completion of the ex-gratia payment made to live poultry retailers in public markets under the buyout package in 2008–09.

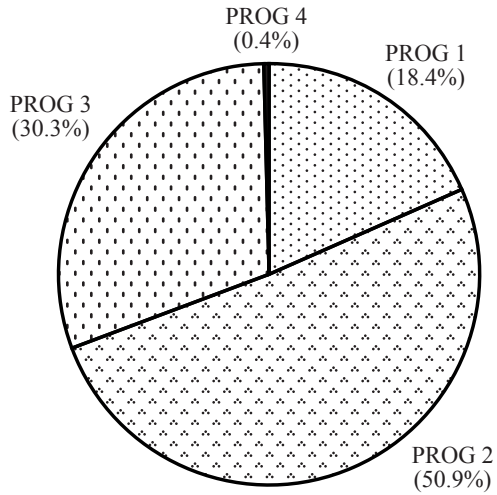
##### Programme (4)

Provision for 2009–10 is \$0.2 million (1.0%) higher than the revised estimate for 2008–09. The increase in provision is mainly due to filling of vacant posts in 2008–09. There will be a net increase of two posts in 2009–10.

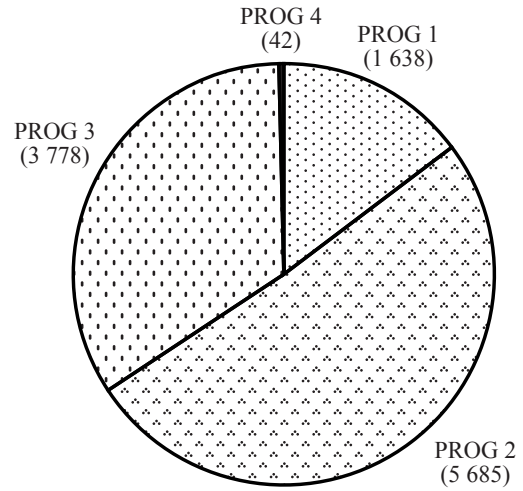


**Head 49 — FOOD AND ENVIRONMENTAL HYGIENE DEPARTMENT**

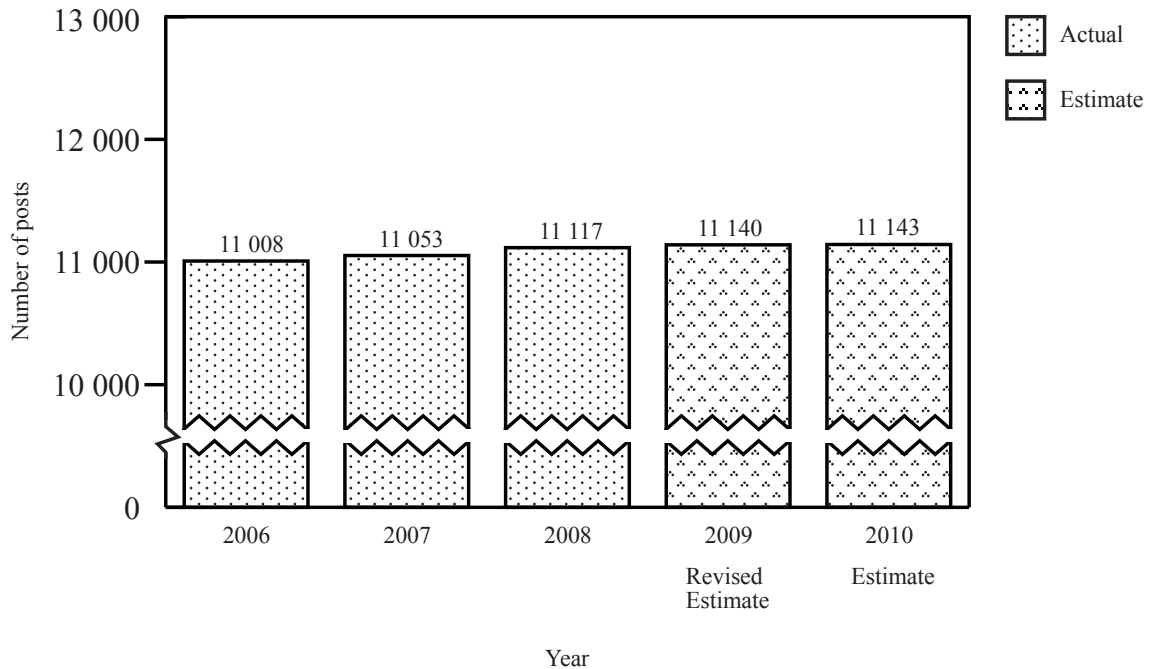
*Allocation of provision to programmes (2009-10)*



*Staff by programme (as at 31 March 2010)*



*Changes in the size of the establishment (as at 31 March)*



**Head 49 — FOOD AND ENVIRONMENTAL HYGIENE DEPARTMENT**

Sub-head (Code)	Actual expenditure 2007-08	Approved estimate 2008-09	Revised estimate 2008-09	<b>Estimate 2009-10</b>	
	\$'000	\$'000	\$'000	<b>\$'000</b>	
<b>Operating Account</b>					
Recurrent					
000	Operational expenses .....	3,830,341	4,264,326	4,105,295	<b>4,396,143</b>
	Total, Recurrent .....	<u>3,830,341</u>	<u>4,264,326</u>	<u>4,105,295</u>	<u><b>4,396,143</b></u>
Non-Recurrent					
700	General non-recurrent .....	3,815	5,370	419,992	<b>960</b>
	Total, Non-Recurrent .....	<u>3,815</u>	<u>5,370</u>	<u>419,992</u>	<u><b>960</b></u>
	Total, Operating Account .....	<u>3,834,156</u>	<u>4,269,696</u>	<u>4,525,287</u>	<u><b>4,397,103</b></u>
<b>Capital Account</b>					
Plant, Equipment and Works					
603	Plant, vehicles and equipment .....	2,750	12,000	6,683	<b>8,225</b>
661	Minor plant, vehicles and equipment (block vote) .....	26,614	108,958	110,479	<b>48,543</b>
	Total, Plant, Equipment and Works .....	<u>29,364</u>	<u>120,958</u>	<u>117,162</u>	<u><b>56,768</b></u>
	Total, Capital Account .....	<u>29,364</u>	<u>120,958</u>	<u>117,162</u>	<u><b>56,768</b></u>
	 Total Expenditure .....	 <u><u>3,863,520</u></u>	 <u><u>4,390,654</u></u>	 <u><u>4,642,449</u></u>	 <u><u><b>4,453,871</b></u></u>

## Head 49 — FOOD AND ENVIRONMENTAL HYGIENE DEPARTMENT

### Details of Expenditure by Subhead

The estimate of the amount required in 2009–10 for the salaries and expenses of the Food and Environmental Hygiene Department is \$4,453,871,000. This represents a decrease of \$188,578,000 against the revised estimate for 2008–09 and an increase of \$590,351,000 over actual expenditure in 2007–08.

#### Operating Account

##### Recurrent

**2** Provision of \$4,396,143,000 under *Subhead 000 Operational expenses* is for the salaries, allowances and other operating expenses of the Food and Environmental Hygiene Department.

**3** The establishment as at 31 March 2009 will be 11 140 permanent posts. It is expected that there will be a net increase of three permanent posts in 2009–10. Subject to certain conditions, the controlling officer may under delegated power create or delete non-directorate posts during 2009–10, but the notional annual mid-point salary value of all such posts must not exceed \$2,381,497,000.

**4** An analysis of the financial provision under *Subhead 000 Operational expenses* is as follows:

	2007–08 (Actual) (\$'000)	2008–09 (Original) (\$'000)	2008–09 (Revised) (\$'000)	<b>2009–10 (Estimate) (\$'000)</b>
Personal Emoluments				
- Salaries .....	2,139,634	2,243,986	2,249,502	<b>2,365,852</b>
- Allowances .....	23,597	25,690	29,715	<b>31,215</b>
- Job-related allowances .....	58,444	69,850	61,460	<b>64,790</b>
Personnel Related Expenses				
- Mandatory Provident Fund contribution .....	2,822	4,170	4,451	<b>8,137</b>
- Civil Service Provident Fund contribution .....	1,200	3,190	3,355	<b>3,666</b>
Departmental Expenses				
- General departmental expenses .....	1,604,367	1,917,190	1,756,587	<b>1,922,241</b>
Other Charges				
- Commonwealth War Graves Commission.....	277	250	225	<b>242</b>
	3,830,341	4,264,326	4,105,295	<b>4,396,143</b>

#### Capital Account

##### Plant, Equipment and Works

**5** Provision of \$48,543,000 under *Subhead 661 Minor plant, vehicles and equipment (block vote)* represents a decrease of \$61,936,000 (56.1%) against the revised estimate for 2008–09. This is mainly due to decreased funding requirement for replacement of specialised vehicles and minor plant and equipment.

## Head 49 — FOOD AND ENVIRONMENTAL HYGIENE DEPARTMENT

### Commitments

Sub-head (Code)	Item (Code)	Ambit	Approved commitment	Accumulated expenditure to 31.3.2008	Revised estimated expenditure for 2008–09	Balance
			\$'000	\$'000	\$'000	\$'000
<b><i>Operating Account</i></b>						
700		<i>General non-recurrent</i>				
	002	Ex-gratia payments under Itinerant Hawker Licence Compulsory Deletion Policy.....	19,200	6,240	720	12,240
	011	Extension of ex-gratia payments to the Itinerant Hawker Licence holders of the New Territories .....	9,990	5,820	540	3,630
			<u>29,190</u>	<u>12,060</u>	<u>1,260</u>	<u>15,870</u>
<b><i>Capital Account</i></b>						
603		<i>Plant, vehicles and equipment</i>				
	803	Acquisition of one integrated ultra-high pressure liquid chromatograph / tandem mass spectrometer system ....	4,000	—	—	4,000
	827	Acquisition of one integrated high resolution inductively coupled mass spectrometer system.....	4,800	—	—	4,800
			<u>8,800</u>	<u>—</u>	<u>—</u>	<u>8,800</u>
		Total .....	<u>37,990</u>	<u>12,060</u>	<u>1,260</u>	<u>24,670</u>