

## Head 26 — CENSUS AND STATISTICS DEPARTMENT

**Controlling officer:** the Commissioner for Census and Statistics will account for expenditure under this Head.

**Estimate 2016–17** ..... **\$768.5m**

**Establishment ceiling 2016–17** (notional annual mid-point salary value) representing an estimated 1 286 non-directorate posts as at 31 March 2016 reducing by 38 posts to 1 248 posts as at 31 March 2017 ..... **\$487.5m**

In addition, there will be an estimated seven directorate posts as at 31 March 2016 and as at 31 March 2017.

### Controlling Officer's Report

#### Programmes

- |   |  |
|---|--|
| <b>Programme (1) Trade Statistics</b>                                     | This programme contributes to Policy Area 6: Commerce and Industry (Secretary for Commerce and Economic Development) and Policy Area 27: Intra-Governmental Services (Secretary for Financial Services and the Treasury).            |
| <b>Programme (2) Social Statistics</b>                                    | These programmes contribute to Policy Area 27: Intra-Governmental Services (Secretary for Financial Services and the Treasury).  |
| <b>Programme (3) National Accounts and Balance of Payments Statistics</b> |  |
| <b>Programme (4) General Statistical Services</b>                         |  |
| <b>Programme (5) Price/Industry/Service Statistics</b>                    | This programme contributes to Policy Area 17: Information Technology and Broadcasting (Secretary for Innovation and Technology) and Policy Area 27: Intra-Governmental Services (Secretary for Financial Services and the Treasury). |
| <b>Programme (6) Labour Statistics</b>                                    | This programme contributes to Policy Area 27: Intra-Governmental Services (Secretary for Financial Services and the Treasury).   |

#### Detail

##### Programme (1): Trade Statistics

	2014–15 (Actual)	2015–16 (Original)	2015–16 (Revised)	<b>2016–17 (Estimate)</b>
Financial provision (\$m)	161.5	169.1	165.2 (–2.3%)	<b>170.0</b> (+2.9%)
				(or +0.5% on 2015–16 Original)

#### *Aim*

**2** The aim is to process import/export declarations and cargo manifests, to safeguard the Government's revenue from import/export declaration charges, and to produce and analyse trade statistics.

#### *Brief Description*

- 3** The work involves:
- processing import/export declarations submitted by importers/exporters and cargo manifests submitted by carriers,
  - matching import/export declarations and cargo manifests to ensure full collection of import/export declaration charges,
  - designing commodity classification systems and compiling trade statistics,
  - conducting monthly surveys on trade related to outward processing in the Mainland,
  - conducting surveys on re-export trade for estimating the rates of re-export margin,
  - conducting supplementary surveys to track the latest developments in the trade structure of Hong Kong,

## Head 26 — CENSUS AND STATISTICS DEPARTMENT

- collecting data for adjusting import statistics to a free-on-board basis to facilitate compilation of national income and balance of payments (BoP) statistics and international comparison of trade data,
- compiling import/export specification price indices,
- compiling port cargo statistics and container statistics, and
- conducting an annual survey to collect data on trade in services and offshore trade in goods.

4 In 2015, the Department conducted further study on the compilation of more inward foreign affiliates statistics (FATS) and the trial compilation of outward FATS for Hong Kong.

5 The key performance measures are:

### *Targets*

	Target	2014 (Actual)	2015 (Actual)	2016 (Plan)
provision of statistics requiring simple action (working days).....	0.5	0.2	0.2	<b>0.2</b>
provision of photocopies or softcopies containing detailed information upon receipt of a firm order (working days)....	2	2	2	<b>2</b>
assistance in completion of import/export declarations or cargo manifests				
simple enquiries by telephone or personal visit (minutes).....	4	4	4	<b>4</b>
complex enquiries by telephone or personal visit (working days).....	1	1	1	<b>1</b>
written enquiries (working days).....	1	1	1	<b>1</b>
time after reference period for release of monthly trade statistics (weeks).....	4	4	4	<b>4</b>
time required for issuing notices for outstanding import/export declarations (months).....	1.5	1.2	1.2	<b>1.2</b>

### *Indicators*

	2014 (Actual)	2015 (Actual)	2016 (Estimate)
import/export declarations checked (million) .....	19.7	19.3	<b>19.3</b>
cargo manifests processed (million).....	8.2	8.0	<b>8.0</b>
statistical reports/publications produced◇ .....	9	9	<b>9</b>
surveys conducted◇ .....	6	6	<b>6</b>

◇ In the light of the demand for more statistics on the structure of trade in services of Hong Kong to support the development and promotion of trade in services, the Annual Survey of Imports and Exports of Services, reported under Programme (5): Price/Industry/Service Statistics for 2013–14 and before had been reported under Programme (1): Trade Statistics from 2014–15 onwards.

### *Matters Requiring Special Attention in 2016–17*

6 During 2016–17, the Department will continue to support the use of electronic submission services for import/export declarations and cargo manifests.

### **Programme (2): Social Statistics**

	2014–15 (Actual)	2015–16 (Original)	2015–16 (Revised)	2016–17 (Estimate)
Financial provision (\$m)	111.2	143.5	148.4 (+3.4%)	<b>246.5</b> (+66.1%)
				(or +71.8% on 2015–16 Original)

### *Aim*

7 The aim is to produce and analyse demographic, labour force and social statistics, and to maintain a register of quarters as a sampling frame for conducting household surveys.

**Brief Description**

- 8** The work involves:
- conducting population censuses/by-censuses at five-yearly intervals;
  - compiling vital statistics and population statistics and making population projections;
  - conducting a continuous General Household Survey with a core part to collect data on the labour force, employment, unemployment and underemployment and a supplementary part to collect data on a variety of social topics;
  - organising the Thematic Household Survey (THS) series to meet the statistical data requirements of bureaux and departments under a contracting-out mode; and
  - maintaining an up-to-date register of quarters.
- 9** The key performance measures are:

**Targets**

	Target	2014 (Actual)	2015 (Actual)	<b>2016 (Plan)</b>
provision of statistics requiring simple action (working days).....	1	1	1	<b>1</b>
provision of photocopies or softcopies containing detailed information upon receipt of a firm order (working days)....	4	4	4	<b>4</b>
time after reference period or time-point for release of				
half-yearly population statistics (months) .....	1.7	1.5	1.5	<b>1.5</b>
annual vital statistics (months) .....	7.5	7.5	7.5	<b>7.5</b>
unemployment and underemployment statistics for three-month periods (days) .....	18	18	18	<b>18</b>

**Indicators**

	2014 (Actual)	2015 (Actual)	<b>2016 (Estimate)</b>
quarters records updated .....	127 100	255 000#	<b>145 000</b>
households enumerated¶ .....	78 000	78 100Δ	<b>277 300λ</b>
statistical systems maintained/enhanced/developed .....	10	10	<b>10</b>
statistical reports/publications producedφ .....	7	12	<b>8</b>
surveys conductedΨ .....	4	5§	<b>5δ</b>

# More quarters records were updated owing to the special updating exercise for the 2016 Population By-census (16BC).

¶ Excluding households enumerated in surveys contracted out to private survey research firms.

Δ Including some 2 100 households enumerated in the pilot survey of the 16BC.

λ Including some 200 000 households expected to be enumerated in the 16BC and some 1 300 households expected to be enumerated in the Post Enumeration Survey of the 16BC.

φ The figures vary according to the requirements of bureaux and departments for conducting THS series as well as the scale and complexity of the surveys concerned.

Ψ Including household surveys contracted out to private survey research firms.

§ Including the pilot survey of the 16BC and the Survey on Households with School Children of South Asian Ethnicities.

δ Including the 16BC and the Post Enumeration Survey of the 16BC.

**Matters Requiring Special Attention in 2016–17**

**10** The Department will conduct the 16BC in mid-2016 to obtain up-to-date benchmark information on the demographic and socio-economic characteristics of the Hong Kong population and on its geographical distribution.

## Head 26 — CENSUS AND STATISTICS DEPARTMENT

### Programme (3): National Accounts and Balance of Payments Statistics

	2014–15 (Actual)	2015–16 (Original)	2015–16 (Revised)	<b>2016–17 (Estimate)</b>
Financial provision (\$m)	77.8	84.8	79.1 (–6.7%)	<b>83.8</b> (+5.9%)
				(or –1.2% on 2015–16 Original)

#### *Aim*

**11** The aim is to produce and analyse Gross Domestic Product (GDP), Gross National Income (GNI), BoP and related statistics in a timely and accurate manner, and to assist in the preparation of Government’s forecasts of various economic aggregates.

#### *Brief Description*

**12** The work involves:

- compiling quarterly and annual GDP and GNI statistics based on international statistical standards recommended in the “System of National Accounts” of the United Nations;
- compiling quarterly and annual BoP, international investment position and external debt statistics in accordance with the standards stipulated in the “Balance of Payments and International Investment Position Manual” of the International Monetary Fund;
- conducting survey work for collecting data required for the compilation of annual external direct investment statistics as well as quarterly and annual GNI, BoP and related statistics; and
- providing data and professional support for performing econometric modelling related to the production of short-term and medium-term forecasts of economic aggregates.

**13** The key performance measures are:

#### *Targets*

	Target	2014 (Actual)	2015 (Actual)	<b>2016 (Plan)</b>
provision of statistics requiring simple action (working days).....	1.0	0.4	0.4	<b>0.4</b>
time after reference period for release of various statistics (months)				
quarterly GDP by expenditure component.....	2.0	1.6	1.6	<b>1.5</b>
annual GDP by expenditure component.....	2.5	1.9	1.9	<b>1.8</b>
quarterly GDP by economic activity ..	3.0	2.7	2.7	<b>2.7</b>
annual GDP by economic activity .....	11	11	11	<b>11</b>
quarterly GNI.....	3.0	2.5	2.5	<b>2.5</b>
annual GNI.....	3.0	2.5	2.5	<b>2.5</b>
quarterly BoP statistics.....	3.0	2.7	2.7	<b>2.7</b>
annual BoP statistics.....	3.0	2.7	2.7	<b>2.7</b>
annual external direct investment statistics.....	12	12	12	<b>12</b>
quarterly statistics on international investment position .....	3.0	2.7	2.7	<b>2.7</b>
annual statistics on international investment position .....	3.0	2.7	2.7	<b>2.7</b>
quarterly external debt statistics .....	3.0	2.7	2.7	<b>2.7</b>
annual external debt statistics .....	3.0	2.7	2.7	<b>2.7</b>

#### *Indicators*

	2014 (Actual)	2015 (Actual)	<b>2016 (Estimate)</b>
statistical reports/publications produced.....	4	4	<b>4</b>
surveys conducted.....	1	1	<b>1</b>

## Head 26 — CENSUS AND STATISTICS DEPARTMENT

### *Matters Requiring Special Attention in 2016–17*

14 The Department will continue to enhance the methodology and compilation framework in respect of national accounts, BoP and related statistics to take account of the latest international standards and local economic developments.

#### **Programme (4): General Statistical Services**

	2014–15 (Actual)	2015–16 (Original)	2015–16 (Revised)	<b>2016–17 (Estimate)</b>
Financial provision (\$m)	30.2	32.5	31.6 (–2.8%)	<b>33.4</b> (+5.7%)
				(or +2.8% on 2015–16 Original)

#### *Aim*

15 The aim is to provide statistical consultancy services and to maintain quality standards in statistical work.

#### *Brief Description*

16 The work involves:

- providing professional assistance to bureaux and departments in statistical work;
- promoting statistical literacy and application of statistics in the community;
- co-ordinating statistical work to ensure data compatibility and maintain quality standards;
- publishing general digests of statistics;
- promoting and facilitating further improvement of statistical services under the Department's e-government strategy, including continuous enhancement of the Department's website;
- promoting the re-dissemination of official statistics through data agencies and information providers in the private sector; and
- developing the overall information technology (IT) strategy of the Department, co-ordinating IT applications in statistical work and providing related business analysis and technical support.

17 The key performance measures are:

#### *Target*

	Target	2014 (Actual)	2015 (Actual)	<b>2016 (Plan)</b>
provision of statistics requiring simple action (working days).....	1	1	1	<b>1</b>

#### *Indicators*

	2014 (Actual)	2015 (Actual)	<b>2016 (Estimate)</b>
projects of bureaux and departments for which the Department has provided assistance.....	10	11	<b>11</b>
statistical reports/publications produced.....	5	5	<b>5</b>

### *Matters Requiring Special Attention in 2016–17*

18 The need for objective, up-to-date and quality statistical information to facilitate policy planning in the Government as well as community understanding and discussion of public issues continues to increase. To meet this need, the Department will continue to upgrade the quality of statistical services in respect of timeliness, relevance and user serviceability. It will continue to co-ordinate statistical activities across government departments to ensure data compatibility and maintain quality standards.

19 The Department will continue to promote statistical literacy and applications of statistics in the community through organising seminars to facilitate correct interpretation and proper use of statistics.

20 The Department is implementing two strategic IT projects to set up two department-wide data capturing systems to enhance efficiency in data collection.

## Head 26 — CENSUS AND STATISTICS DEPARTMENT

21 The Department will continue to use modern technologies in the dissemination of statistical information and enhance its website to facilitate users in obtaining statistical information in a convenient manner.

### Programme (5): Price/Industry/Service Statistics

	2014–15 (Actual)	2015–16 (Original)	2015–16 (Revised)	<b>2016–17 (Estimate)</b>
Financial provision (\$m)	146.1	159.3	155.2 (–2.6%)	<b>152.6</b> (–1.7%)
				(or –4.2% on 2015–16 Original)

### Aim

22 The aim is to produce and analyse price, industry and service statistics.

### Brief Description

23 The work involves:

- compiling on a monthly basis consumer price indices (CPIs) and index numbers relating to costs of labour and materials used in building and construction projects;
- conducting a household expenditure survey (HES) on a quinquennial basis to collect up-to-date information on household expenditure pattern for rebasing the CPIs;
- conducting an annual economic survey covering all major industry sectors to collect detailed data in respect of the business performance and operating characteristics of these sectors;
- conducting monthly and quarterly economic surveys to collect data for compiling short-term indicators of the business performance of selected industry sectors;
- conducting an annual survey to collect both data and views of companies in Hong Kong representing parent companies located outside Hong Kong;
- conducting an annual survey to collect data on innovation activities, including research and development, in the business sector; and
- conducting an ad hoc survey to collect data on IT usage and penetration in the business sector.

24 In 2015, the Department conducted the 2014–15 HES for updating the expenditure weights of the CPIs.

25 The key performance measures are:

### Targets

	Target	2014 (Actual)	2015 (Actual)	<b>2016 (Plan)</b>
provision of statistics requiring simple action (working days).....	1	1	1	<b>1</b>
provision of photocopies or softcopies containing detailed information upon receipt of a firm order (working days) ....	4	4	4	<b>4</b>
time after reference period for release of results of various surveys (months)				
Monthly Survey of Retail Sales.....	1.1	1.0	1.0	<b>1.0</b>
Quarterly Survey of Service Industries.....	2.4	2.3	2.3	<b>2.3</b>
Quarterly Survey of Restaurant Receipts and Purchases.....	1.2	1.1	1.1	<b>1.1</b>
Annual Survey of Economic Activities.....	11	11	11	<b>11</b>
time after reference period for release of CPIs (days).....	22	21	21	<b>21</b>

## Head 26 — CENSUS AND STATISTICS DEPARTMENT

### *Indicators*

	2014 (Actual)	2015 (Actual)	2016 (Estimate)
establishments enumerated $\diamond$ .....	236 100	251 800 $\tau$	<b>248 100</b>
households enumerated.....	1 650 $\Phi$	5 420 $\Phi$	—
price quotations collected.....	587 100	597 100	<b>598 800</b>
statistical reports/publications produced $\diamond$ .....	22 $\lambda$	22 $@$	<b>23<math>\gamma</math></b>
surveys conducted $\diamond$ .....	15 $\mu$	16 $\Omega$	<b>14</b>

$\diamond$  In the light of the demand for more statistics on the structure of trade in services of Hong Kong to support the development and promotion of trade in services, the Annual Survey of Imports and Exports of Services, reported under Programme (5): Price/Industry/Service Statistics for 2013–14 and before had been reported under Programme (1): Trade Statistics from 2014–15 onwards.

$\tau$  Including establishments enumerated in an ad hoc survey, namely Survey on Information Technology Usage and Penetration in the Business Sector for 2015.

$\Phi$  Including the number of households enumerated in the 2014–15 HES.

$\lambda$  Including an ad hoc report, namely “Report of the Survey on Information Technology Usage and Penetration in the Business Sector for 2013”.

$@$  Including a biennial report, namely “Hong Kong as a Knowledge-based Economy – A Statistical Perspective”.

$\gamma$  Including the report, namely “2014–15 Household Expenditure Survey and the Rebasing of the Consumer Price Indices” and an ad hoc report, namely “Report of the Survey on Information Technology Usage and Penetration in the Business Sector for 2015”.

$\mu$  Including the 2014–15 HES conducted once every five years.

$\Omega$  Including the 2014–15 HES conducted once every five years and an ad hoc survey, namely Survey on Information Technology Usage and Penetration in the Business Sector for 2015.

### *Matters Requiring Special Attention in 2016–17*

26 During 2016–17, the Department will release the results of the 2014–15 HES and new series of CPIs with updated weights.

### **Programme (6): Labour Statistics**

	2014–15 (Actual)	2015–16 (Original)	2015–16 (Revised)	2016–17 (Estimate)
Financial provision (\$m)	79.4	86.1	79.7 (–7.4%)	<b>82.2</b> (+3.1%)
				(or –4.5% on 2015–16 Original)

### *Aim*

27 The aim is to produce and analyse statistics on employment, vacancies, wage, labour earnings and manpower requirements and to maintain a Central Register of Establishments (CRE) as a sampling frame for conducting establishment surveys.

### *Brief Description*

28 The work involves:

- compiling employment, vacancies, wage and labour earnings statistics;
- compiling statistics on manpower requirements and training needs; and
- maintaining the CRE.

## Head 26 — CENSUS AND STATISTICS DEPARTMENT

29 The key performance measures are:

### *Targets*

	Target	2014 (Actual)	2015 (Actual)	2016 (Plan)
provision of statistics requiring simple action (working days).....	1	1	1	1
provision of photocopies or softcopies containing detailed information upon receipt of a firm order (working days)....	4	4	4	4
time after reference period for release of results of quarterly surveys (weeks).....	13	13	13	13

### *Indicators*

	2014 (Actual)	2015 (Actual)	2016 (Estimate)
records of establishments updated .....	649 000	737 000 <sup>^</sup>	737 000
establishments enumerated.....	724 000 <sup>α</sup>	727 000	727 000
statistical reports/publications produced.....	5	5	5
surveys conducted.....	6 <sup>α</sup>	5	5

<sup>^</sup> The increase in 2015 was mainly due to more applications for change in business registration particulars received from the Business Registration Office.

<sup>α</sup> Including an ad hoc survey, namely 2014 Survey on Employment Benefits.

### *Matters Requiring Special Attention in 2016–17*

30 The Department will continue to:

- enhance the labour statistics compilation framework so that comprehensive, timely and reliable statistics can be made available to facilitate the related policy reviews and formulation; and
- maintain and update the CRE, and to upkeep the Hong Kong Standard Industrial Classification so as to foster international comparability and to reflect the economic activities of Hong Kong.



## Head 26 — CENSUS AND STATISTICS DEPARTMENT

### ANALYSIS OF FINANCIAL PROVISION

	2014–15 (Actual) (\$m)	2015–16 (Original) (\$m)	2015–16 (Revised) (\$m)	2016–17 (Estimate) (\$m)
<b>Programme</b>				
(1) Trade Statistics.....	161.5	169.1	165.2	<b>170.0</b>
(2) Social Statistics.....	111.2	143.5	148.4	<b>246.5</b>
(3) National Accounts and Balance of Payments Statistics.....	77.8	84.8	79.1	<b>83.8</b>
(4) General Statistical Services.....	30.2	32.5	31.6	<b>33.4</b>
(5) Price/Industry/Service Statistics.....	146.1	159.3	155.2	<b>152.6</b>
(6) Labour Statistics.....	79.4	86.1	79.7	<b>82.2</b>
	606.2	675.3	659.2 (–2.4%)	<b>768.5</b> <b>(+16.6%)</b>
				<b>(or +13.8% on 2015–16 Original)</b>

#### Analysis of Financial and Staffing Provision

##### Programme (1)

Provision for 2016–17 is \$4.8 million (2.9%) higher than the revised estimate for 2015–16. This is mainly due to the additional operating expenses for conducting supplementary surveys to track the latest development in the trade structure of Hong Kong and the increased salary provision for filling of vacancies and staff changes.

##### Programme (2)

Provision for 2016–17 is \$98.1 million (66.1%) higher than the revised estimate for 2015–16. This is mainly due to the additional provision for the conduct of the 16BC, as well as the increased salary provision for filling of vacancies and staff changes, partly offset by the net deletion of 36 posts in 2016–17 upon the completion of the fieldwork of the 16BC.

##### Programme (3)

Provision for 2016–17 is \$4.7 million (5.9%) higher than the revised estimate for 2015–16. This is mainly due to the increased salary provision for filling of vacancies and staff changes.

##### Programme (4)

Provision for 2016–17 is \$1.8 million (5.7%) higher than the revised estimate for 2015–16. This is mainly due to the increased salary provision for filling of vacancies and staff changes.

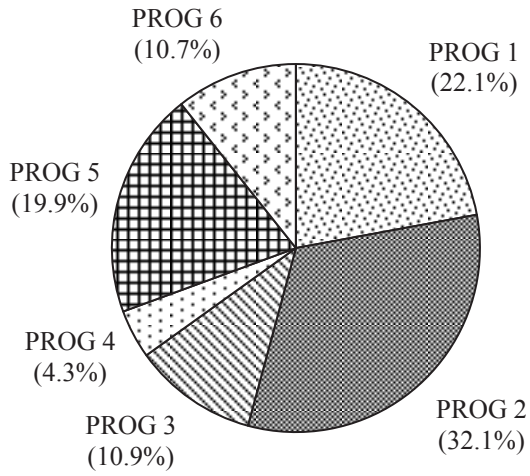
##### Programme (5)

Provision for 2016–17 is \$2.6 million (1.7%) lower than the revised estimate for 2015–16. This is mainly due to the deletion of four posts in 2016–17 and reduced expenses arising from the completion of the 2014–15 HES, partly offset by the increased salary provision for filling of vacancies and staff changes.

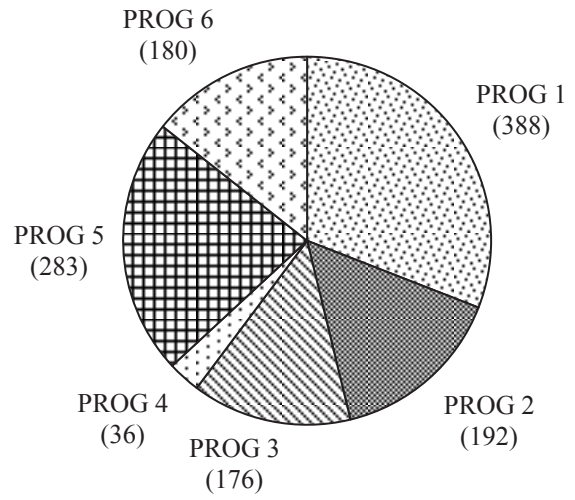
##### Programme (6)

Provision for 2016–17 is \$2.5 million (3.1%) higher than the revised estimate for 2015–16. This is mainly due to the increased salary provision for the creation of two posts in 2016–17, filling of vacancies and staff changes.

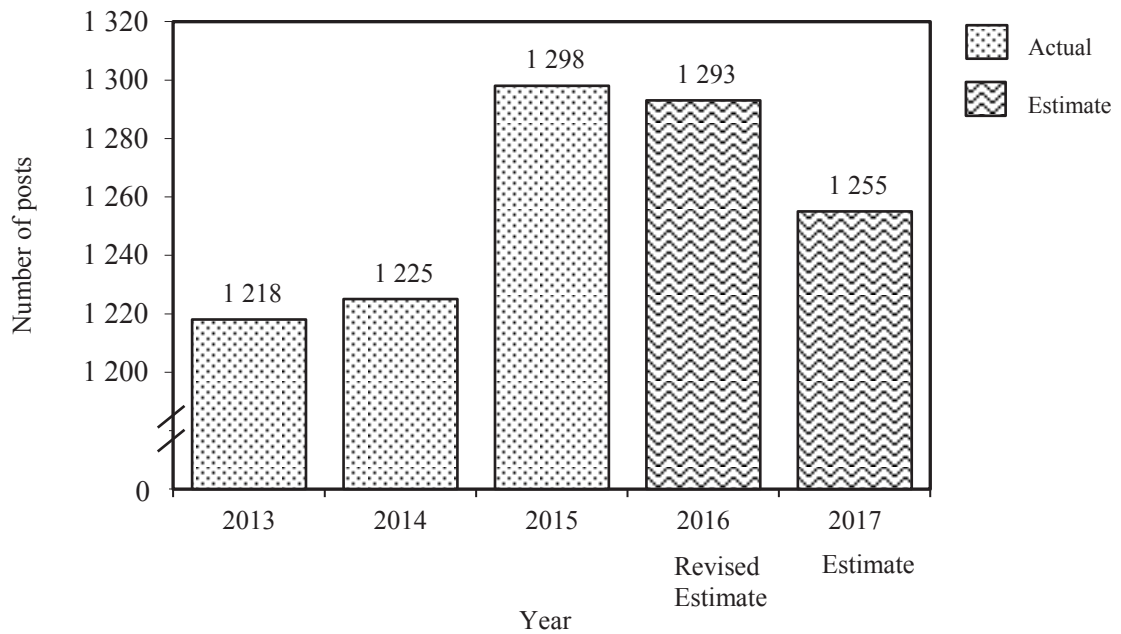
*Allocation of provision to programmes (2016-17)*



*Staff by programme (as at 31 March 2017)*



*Changes in the size of the establishment (as at 31 March)*



**Head 26 — CENSUS AND STATISTICS DEPARTMENT**

---

Sub-head (Code)	Actual expenditure 2014-15	Approved estimate 2015-16	Revised estimate 2015-16	<b>Estimate 2016-17</b>	
	\$'000	\$'000	\$'000	<b>\$'000</b>	
<b>Operating Account</b>					
Recurrent					
000	Operational expenses .....	606,166	675,314	659,239	<b>768,519</b>
	Total, Recurrent .....	606,166	675,314	659,239	<b>768,519</b>
	Total, Operating Account .....	606,166	675,314	659,239	<b>768,519</b>
<hr/>					
	Total Expenditure .....	606,166	675,314	659,239	<b>768,519</b>
		<u>606,166</u>	<u>675,314</u>	<u>659,239</u>	<u><b>768,519</b></u>

## Head 26 — CENSUS AND STATISTICS DEPARTMENT

### Details of Expenditure by Subhead

The estimate of the amount required in 2016–17 for the salaries and expenses of the Census and Statistics Department is \$768,519,000. This represents an increase of \$109,280,000 over the revised estimate for 2015–16 and \$162,353,000 over the actual expenditure in 2014–15.

#### *Operating Account*

#### Recurrent

**2** Provision of \$768,519,000 under *Subhead 000 Operational expenses* is for the salaries, allowances and other operating expenses of the Census and Statistics Department. The increase of \$109,280,000 (16.6%) over the revised estimate for 2015–16 is mainly due to the provision for conducting the 2016 Population By-census, as well as the increased salary provision for filling of vacancies and staff changes.

**3** The establishment as at 31 March 2016 will be 1 293 permanent posts. It is expected that there will be a net decrease of 38 permanent posts in 2016–17. Subject to certain conditions, the controlling officer may under delegated power create or delete non-directorate posts during 2016–17, but the notional annual mid-point salary value of all such posts must not exceed \$487,531,000.

**4** An analysis of the financial provision under *Subhead 000 Operational expenses* is as follows:

	2014–15 (Actual) (\$'000)	2015–16 (Original) (\$'000)	2015–16 (Revised) (\$'000)	<b>2016–17 (Estimate) (\$'000)</b>
Personal Emoluments				
- Salaries.....	497,416	538,940	522,638	<b>547,504</b>
- Allowances.....	4,384	6,310	4,801	<b>6,760</b>
- Job-related allowances.....	—	1	1	<b>1</b>
Personnel Related Expenses				
- Mandatory Provident Fund contribution.....	1,509	1,480	1,614	<b>1,803</b>
- Civil Service Provident Fund contribution.....	7,288	10,657	9,946	<b>12,706</b>
Departmental Expenses				
- General departmental expenses .....	95,336	117,691	120,004	<b>199,510</b>
Other Charges				
- Statistical Institute for Asia and the Pacific .....	233	235	235	<b>235</b>
	606,166	675,314	659,239	<b>768,519</b>