

Head 49 — FOOD AND ENVIRONMENTAL HYGIENE DEPARTMENT

Controlling officer: the Director of Food and Environmental Hygiene will account for expenditure under this Head.

Estimate 2016–17	\$6,401.9m
Establishment ceiling 2016–17 (notional annual mid-point salary value) representing an estimated 11 171 non-directorate posts as at 31 March 2016 rising by two posts to 11 173 posts as at 31 March 2017	\$3,149.8m
In addition, there will be an estimated 15 directorate posts as at 31 March 2016 rising by one post to 16 posts as at 31 March 2017.	
Commitment balance	\$235.3m

Controlling Officer's Report

Programmes

Programme (1) Food Safety and Public Health	This programme contributes to Policy Area 2: Agriculture, Fisheries and Food Safety (Secretary for Food and Health).
Programme (2) Environmental Hygiene and Related Services	These programmes contribute to Policy Area 32: Environmental Hygiene (Secretary for Food and Health).
Programme (3) Market Management and Hawker Control	
Programme (4) Public Education and Community Involvement	This programme contributes to Policy Area 2: Agriculture, Fisheries and Food Safety (Secretary for Food and Health) and Policy Area 32: Environmental Hygiene (Secretary for Food and Health).

Detail

Programme (1): Food Safety and Public Health

	2014–15 (Actual)	2015–16 (Original)	2015–16 (Revised)	2016–17 (Estimate)
Financial provision (\$m)	991.5	1,010.9	1,025.0 (+1.4%)	1,033.7 (+0.8%)
				(or +2.3% on 2015–16 Original)

Aim

2 The aim is to ensure that food available for human consumption is wholesome, hygienic and safe; and to safeguard public health through testing and control of live food animals and effective pest control.

Brief Description

3 The work involves:

- conducting risk assessment on food and providing timely information to the public,
- investigating and managing food incidents,
- exercising import control on high-risk food and issuing health certificates for food exports,
- exercising import control on live food animals,
- conducting inspections and tests on live food animals at licensed slaughterhouses,
- providing meat inspection services at licensed slaughterhouses,
- conducting food surveillance at various points of the food chain and taking enforcement actions,
- promoting the Hazard Analysis and Critical Control Point (HACCP) approach to the trade and the adoption of HACCP-based food safety plans,
- ensuring pre-packaged food for sale is properly labelled,
- conducting risk assessment on pests affecting public health,

Head 49 — FOOD AND ENVIRONMENTAL HYGIENE DEPARTMENT

- taking control measures to prevent vector-borne diseases, and
- investigating incidents of vector-borne diseases.

4 The key performance measures are:

Targets

	Target	2014 (Actual)	2015 (Actual)	2016 (Plan)
initiating investigation of reports of food unfit for human consumption within 24 hours (%)	100	100	100	100
applications for import of game, meat and poultry to be processed within five working days (%)	98	100	100	98
applications for import of milk and milk products to be processed within 12 working days (%).....	98	100	100	98
applications for import of frozen confections to be processed within 12 working days (%).....	98	100	100	98
applications for export or re-export food health certificates to be processed within 12 working days (%)	98	100	99	98
issuing veterinary health certificates for export food containing animal products within two working days (%)	100	100	100	100
inspecting vehicles carrying poultry at Man Kam To (% of vehicles)	100	100	100	100
testing pigs for beta-agonists (% of lots)	98	100	100	98
conducting inspections of farms exporting food animals to Hong Kong (no. of farms).....	35	49	51	50
food surveillance through testing of food samples (no. of food samples tested per 1 000 population per year).....	8	9	9	9
initiating investigation of complaints about food labelling within three working days (%).....	100	100	100	100
initiating pest control measures within 24 hours upon receiving report of vector-borne diseases (%).....	100	100	100	100
dealing with complaints on wasps/bees infestation within six working days (%).....	100	100	100	100

Indicators

	2014 (Actual)	2015 (Actual)	2016 (Estimate)
food complaints handled	4 596	5 036	5 100
applications for import of game, meat and poultry	3 034	2 969	3 000
applications for import of milk and milk products.....	411	455	500
applications for import of frozen confections	194	207	220
export or re-export food health certificates issued.....	322	352	370
veterinary health certificates for export food containing animal products issued.....	107	110	110
vehicles carrying poultry inspected at Man Kam To	845 η	406 η	626η
samples taken from imported live poultry for testing of avian influenza (AI) (including H5 and H7)§	21 321	10 213§	15 767§
vehicles carrying vegetables inspected at Man Kam To Food Control Office.....	34 736	33 898	34 000
samples taken from food animals for testing of veterinary drug residues.....	52 958	50 968	50 000
food samples taken for testing.....	64 219 \wedge	64 432 \wedge	65 000
labels checked	55 160	55 075	55 000
HACCP seminars/workshops.....	33	33	33
poison treatments of rodent infestation in building blocks	46 093	52 397	52 400
no. of trappings.....	52 601	54 533	54 500

Head 49 — FOOD AND ENVIRONMENTAL HYGIENE DEPARTMENT

	2014 (Actual)	2015 (Actual)	2016 (Estimate)
mosquito breeding places eliminated.....	49 425	55 353	55 400
pest control surveys conducted	7 702	8 043	9 000

η Import of live poultry from Mainland China was last suspended as from 31 December 2014 due to the temporary closure of the Cheung Sha Wan Temporary Wholesale Poultry Market (CSWTWPM) after the detection of a H7 AI positive consignment of imported live poultry. Trading of live poultry at CSWTWPM resumed on 22 January 2015. However, there was no import of live poultry until 10 February 2015 and the import quantity has since been significantly reduced compared to the average in the past. The number of inspections in 2016 would hinge on the quantity of live poultry import on which the Department does not have any basis to compile an estimate at the time of the preparation of this Report. The 2016 estimate is thus based on the simple average between the 2014 and 2015 figures.

§ The decrease in the total actual number of samples collected in 2015 was due to the significant decrease in the quantity of imported live poultry. The number of samples collected in 2016 would hinge on the quantity of live poultry import on which the Department does not have any basis to compile an estimate at the time of the preparation of this Report. The 2016 estimate is thus based on the simple average between the 2014 and 2015 figures.

∧ This indicator excludes samples taken from imported Japanese food for examination of radiation level in connection with the Japan nuclear power plant incident in March 2011. The number of such samples was 61 459 in 2014 and 72 549 in 2015.

Matters Requiring Special Attention in 2016–17

5 During 2016–17, the Department will:

- continue to implement the Pesticide Residues in Food Regulation (Cap. 132CM) which took effect in August 2014;
- continue to implement import control over poultry eggs under the Imported Game, Meat, Poultry and Eggs Regulations (Cap. 132AK) which took effect in December 2015;
- continue to implement the Food and Drugs (Composition and Labelling) (Amendment) (No. 2) Regulation 2014 regarding the requirements on nutritional composition and nutrition labelling of infant formulae which took effect in December 2015; and prepare for the implementation of the requirements on nutrition labelling of follow-up formulae and prepackaged food for infants and young children which will take effect in June 2016;
- conduct a comprehensive review of the food safety-related penalties under the Public Health and Municipal Services Ordinance (Cap. 132) and its subsidiary legislation, as well as the Food Safety Ordinance (Cap. 612);
- continue planning the second Hong Kong Food Consumption Survey to obtain up-to-date food consumption information among individuals in Hong Kong;
- follow up on proposals to introduce a pre-market safety assessment scheme for genetically modified food;
- enhance the post-mortem inspection of slaughtered food animals in licensed slaughterhouses;
- continue to assist the Food and Health Bureau (FHB) in reviewing and updating the existing standards on food safety having regard to international practices and local needs;
- assist FHB in putting forth specific legislative proposals in respect of regulation of nutrition claims and health claims for formula products and prepackaged food for infants and young children under the age of 36 months;
- assist FHB in putting forth legislative/administrative proposals in respect of the regulation of the safety and quality standards of edible fats and oils and the recycling of waste cooking oils;
- assist FHB in conducting public consultation on the regulation of cooked meat;
- assist FHB in conducting public consultation on the regulation of the levels of heavy metals in food; and
- assist FHB in refining the details of the proposed regulatory framework governing veterinary drug residues in food with reference to the implementation of the Pesticide Residues in Food Regulation.

Programme (2): Environmental Hygiene and Related Services

	2014–15 (Actual)	2015–16 (Original)	2015–16 (Revised)	2016–17 (Estimate)
Financial provision (\$m)	3,050.3	3,191.5	3,238.0 (+1.5%)	3,440.3 (+6.2%)

(or +7.8% on
2015–16 Original)

Head 49 — FOOD AND ENVIRONMENTAL HYGIENE DEPARTMENT

Aim

6 The aim is to provide quality environmental hygiene services and facilities, and to safeguard public health through licensing and regulation of licensed food premises.

Brief Description

7 The work involves:

- providing efficient and effective public cleansing services, including street cleansing and household waste collection, and management of public cleansing facilities such as public toilets and refuse collection points;
- licensing and inspecting food premises, and taking enforcement actions against unlicensed and unhygienic food premises;
- processing liquor licence applications and providing administrative support to the Liquor Licensing Board;
- licensing private swimming pools, commercial bathhouses, places of public entertainment, funeral parlours, karaoke establishments in restaurants and offensive trades, and taking enforcement actions in relation to these activities;
- abating environmental nuisances relating to dripping air-conditioners and water seepage and cleaning up environmental hygiene blackspots; and
- managing cremation and burial facilities, including public cemeteries, crematoria and columbaria.

8 The key performance measures are:

Targets

	Target	2014 (Actual)	2015 (Actual)	2016 (Plan)
<i>Cleansing</i>				
completion of first round street sweeping services on main roads before 9:00 a.m. to ensure removal of over-night street litter (%).....	99	100	100	99
<i>Licensing of food premises</i>				
holding of Application Vetting Panel meeting for restaurant licences within 20 working days from passing of initial screening (%)	99	100	100	99
issuing of food business licences within seven working days from confirmation of compliance (%).....	99	100	100	99
issuing of provisional licences for restaurants and other food premises within one working day from receipt of acceptable Certificates of Compliance for submissions over the counter (%)	99	100	100	99
issuing of liquor licences and club liquor licences within five working days from approval by Liquor Licensing Board (%).....	99	100	100	99
<i>Licensing of private swimming pools, commercial bathhouses, places of public entertainment, funeral parlours, offensive trades</i>				
issuing of Letters of Requirements within seven working days from clearance with concerned departments (%).....	99#	100	100	99
issuing of licences within seven working days from confirmation of compliance (%).....	99#	100	100	99

Head 49 — FOOD AND ENVIRONMENTAL HYGIENE DEPARTMENT

	Target	2014 (Actual)	2015 (Actual)	2016 (Plan)
<i>Cemeteries and crematoria</i>				
booking of cremation sessions within 15 days (%).....	99	100	100	99
allocation of burial spaces on the day of application (%).....	99	100	100	99

The targets are revised from 98 per cent to 99 per cent as from 2015 having regard to performance in the past few years.

Indicators

	2014 (Actual)	2015 (Actual)	2016 (Estimate)
refuse collected (tonnes)	1 967 059	2 020 442	2 020 400
recurrent expenditure per tonne of refuse collected (\$)Δ.....	226	233	251
sludge collected by gully emptiers (tonnes).....	5 607	3 337	3 300
restaurant licences	12 564	13 143	13 100
other food-related licences (e.g. liquor, food factory, bakery).....	17 722	18 389	18 400
restricted food permits (e.g. sushi and milk).....	6 568	6 548	6 500
applications for food business licences	4 009	4 007	4 010
applications for restricted food permits.....	791	785	790
inspections to food premises	238 812	239 301	239 300
raids against illegal slaughtering.....	108@	72@	36@
prosecutions against food premises			
licensed.....	2 599β	2 313β	2 300
unlicensed.....	5 118β	3 543β	3 500
food business licences suspended/cancelled	232β	202β	200
courses/seminars for Hygiene Supervisors	113	113	113
applications for private swimming pools, places of public entertainment and other licences (excluding applications for temporary licences).....	62	82	80
inspections conducted to private swimming pools, places of public entertainment, etc.....	12 440	12 129	12 100
no. of cremations provided			
body.....	41 244	42 737	42 700
skeletal	3 312	2 867	2 900
no. of burials conducted			
coffin	1 056	1 009	1 000
urn	878	808	810
exhumation permits issued	5 648	5 123	5 100

Δ The figures represent unit expenditure for the respective financial years ending 31 March.

@ The decrease in the number of raids (i.e. surveillance checks) is due to a reduction in the number of suspected illegal slaughterhouses in 2014 and 2015 and an expected further reduction of suspected illegal slaughterhouses in 2016.

β The decreases in prosecutions against food premises and in food business licences suspended/cancelled are attributable to the decrease in the number of cases of illegal extension of food business area by food premises in 2014 and 2015.

Matters Requiring Special Attention in 2016–17

9 During 2016–17, the Department will:

- continue to take stringent enforcement actions against unlicensed food premises and food premises which pose immediate health hazards or with illegal extension of food business area,
- assist FHB in following up the implementation of measures to enhance the liquor licensing regime,
- continue to take forward plans and projects to provide more crematorium and columbarium facilities,
- continue to assist FHB in taking forward the Private Columbaria Bill and implement the licensing scheme for private columbaria upon commencement of the legislation, and
- assist the Tourism Commission in the planning and implementation of the food truck pilot scheme.

Head 49 — FOOD AND ENVIRONMENTAL HYGIENE DEPARTMENT

Programme (3): Market Management and Hawker Control

	2014–15 (Actual)	2015–16 (Original)	2015–16 (Revised)	2016–17 (Estimate)
Financial provision (\$m)	1,692.8	1,693.4	1,744.3 (+3.0%)	1,896.0 (+8.7%)
				(or +12.0% on 2015–16 Original)

Aim

10 The aim is to maintain a clean and hygienic environment in public markets and to control on-street hawking activities.

Brief Description

11 The work involves:

- managing and maintaining public markets;
- inspecting markets to ensure cleanliness and compliance with tenancy requirements and conditions;
- controlling and containing on-street hawking activities and obstruction;
- managing licensed hawker pitches, hawker permitted places and hawker bazaars; and
- taking enforcement actions.

12 The key performance measures are:

Targets

	Target	2014 (Actual)	2015 (Actual)	2016 (Plan)
markets with common parts cleansed at least three times a day (%).....	100	100	100	100
stalls let (%) θ	85 ϕ	91	91	87
responding to complaints against illegal hawking in built-up areas within 30 minutes (%).....	98 Φ	99	98	98

θ In calculating the letting percentage, the number of stalls set aside for designated purposes has been included in the total number of stalls for letting.

ϕ The target is revised from 80 per cent to 85 per cent as from 2015 having regard to performance in the past few years.

Φ The target is revised from 97 per cent to 98 per cent as from 2015 having regard to performance in the past few years.

Indicators

	2014 (Actual)	2015 (Actual)	2016 (Estimate)
licensed hawkers			
fixed pitch hawkers	5 905	5 703	5 600
itinerant hawkers	442	430	430
estimated no. of unlicensed hawkers.....	1 432	1 481	1 500
raids by Hawker Control Teams	124 684	116 702	116 700
joint operations against illegal hawking with other departments.....	1 830	1 984	2 000
hawker blackspots	45	45	45

Matters Requiring Special Attention in 2016–17

13 During 2016–17, the Department will:

- continue to enhance the viability of public markets by improving management, upgrading facilities, providing a more flexible mix of trade, and carrying out promotional activities;
- assist FHB in developing proposals for improving the operating environment of public markets, taking into account the recommendations of the consultancy study conducted in 2014;
- take action to close public markets which are under-utilised;

Head 49 — FOOD AND ENVIRONMENTAL HYGIENE DEPARTMENT

- continue to take forward the assistance scheme for hawker licensees to improve the fire safety and operating environment of fixed-pitch hawker areas; and
- step up enforcement action against shop front extensions.

Programme (4): Public Education and Community Involvement

	2014–15 (Actual)	2015–16 (Original)	2015–16 (Revised)	2016–17 (Estimate)
Financial provision (\$m)	27.9	28.2	29.8 (+5.7%)	31.9 (+7.0%)
				(or +13.1% on 2015–16 Original)

Aim

14 The aim is to promote food safety and the maintenance of a hygienic environment through partnership with the community and a multi-media publicity campaign.

Brief Description

15 The work involves:

- enhancing public awareness of the importance of food safety and empowering consumers to make informed choices,
- educating the public on their responsibility in maintaining a clean and hygienic living environment, and
- organising targeted public education and publicity programmes to mobilise community involvement and support for activities in keeping the environment clean.

16 The Department disseminates food safety and keep clean messages through television and radio Announcements in the Public Interest (APIs), social media such as Facebook and YouTube, mobile applications, banners, posters, publicity stickers, pamphlets, leaflets and a publicity vehicle. In addition, talks and support are given to cleansing campaign and work carried out by District Councils, non-governmental organisations, community groups and schools.

17 The key performance measures are:

Targets

	Target	2014 (Actual)	2015 (Actual)	2016 (Plan)
primary and secondary schools approached for talks on food safety and environmental hygiene (%)	100	100	100	100
responding to requests for information/ talks on food safety and environmental hygiene within one week (%)	100	100	100	100
publicity campaigns	3	3	3	3

Indicators

	2014 (Actual)	2015 (Actual)	2016 (Estimate)
seminars and activities for general public	1 412	1 401	1 400
television APIs	1	3	6
radio APIs	4	5	4
outreaching programmes targeted at schools	20	20	20
school talks on food safety and environmental hygiene	1 211	1 205	1 200

Matters Requiring Special Attention in 2016–17

18 During 2016–17, the Department will:

- assist FHB in devising and implementing a strategic plan for encouraging reduced intake of salt and sugars in food to promote a healthy diet; and
- continue the efforts in promoting public health and environmental hygiene education and food safety to the public, with special emphasis on domestic hygiene, through seminars and activities.

Head 49 — FOOD AND ENVIRONMENTAL HYGIENE DEPARTMENT

ANALYSIS OF FINANCIAL PROVISION

Programme	2014–15 (Actual) (\$m)	2015–16 (Original) (\$m)	2015–16 (Revised) (\$m)	2016–17 (Estimate) (\$m)
(1) Food Safety and Public Health.....	991.5	1,010.9	1,025.0	1,033.7
(2) Environmental Hygiene and Related Services	3,050.3	3,191.5	3,238.0	3,440.3
(3) Market Management and Hawker Control.....	1,692.8	1,693.4	1,744.3	1,896.0
(4) Public Education and Community Involvement.....	27.9	28.2	29.8	31.9
	5,762.5	5,924.0	6,037.1 (+1.9%)	6,401.9 (+6.0%)
				(or +8.1% on 2015–16 Original)

Analysis of Financial and Staffing Provision

Programme (1)

Provision for 2016–17 is \$8.7 million (0.8%) higher than the revised estimate for 2015–16. This is mainly due to creation of new posts and increased capital expenditure. There will be an increase of 31 posts.

Programme (2)

Provision for 2016–17 is \$202.3 million (6.2%) higher than the revised estimate for 2015–16. This is mainly due to filling of vacancies, increased operating expenses for crematoria and columbaria services, as well as increased operating and capital expenses for street cleansing services. A total of 34 street washing vehicles will be replaced in 2016–17. There will be a net decrease of 68 posts.

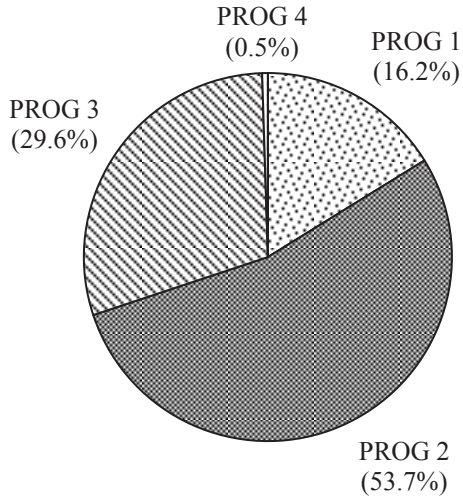
Programme (3)

Provision for 2016–17 is \$151.7 million (8.7%) higher than the revised estimate for 2015–16. This is mainly due to filling of vacancies, creation of new posts, increased operating and capital expenditure for market management, as well as increased expenditure under the Assistance Scheme for Hawkers in Fixed-pitch Hawker Areas. There will be an increase of 39 posts.

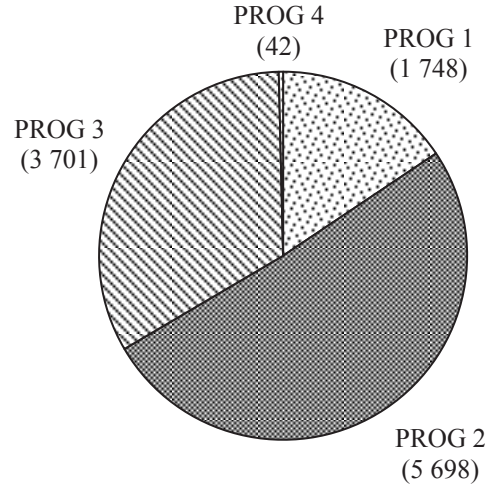
Programme (4)

Provision for 2016–17 is \$2.1 million (7.0%) higher than the revised estimate for 2015–16. This is mainly due to creation of a new post as well as increased operating expenses for public education and community involvement activities. There will be an increase of one post.

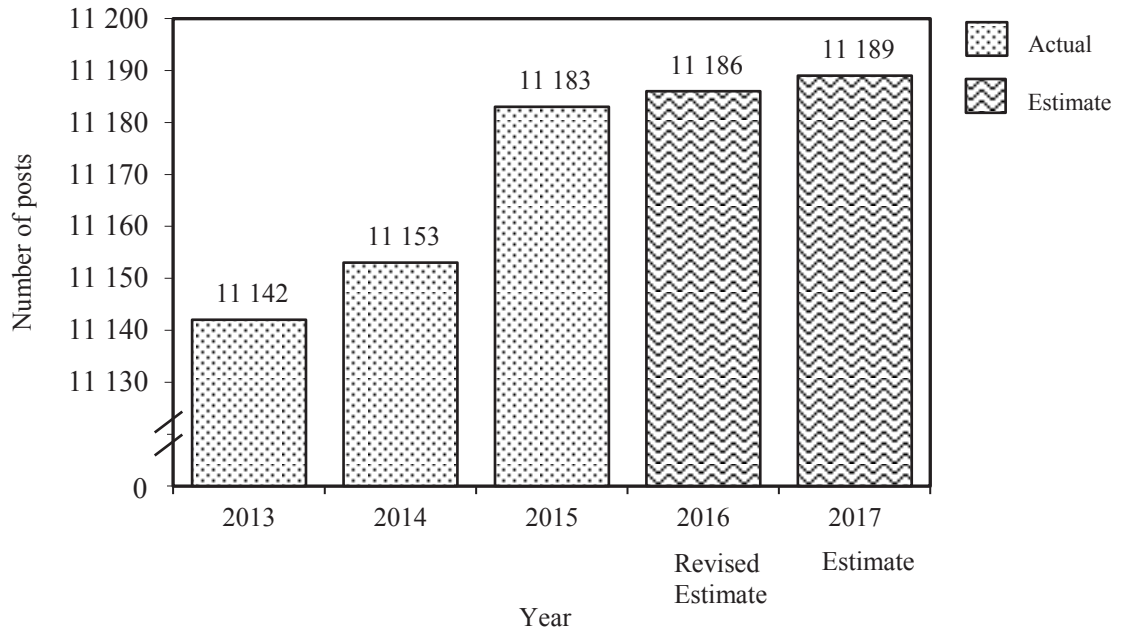
Allocation of provision to programmes (2016-17)



Staff by programme (as at 31 March 2017)



Changes in the size of the establishment (as at 31 March)



Head 49 — FOOD AND ENVIRONMENTAL HYGIENE DEPARTMENT

Sub-head (Code)	Actual expenditure 2014–15	Approved estimate 2015–16	Revised estimate 2015–16	Estimate 2016–17	
	\$'000	\$'000	\$'000	\$'000	
Operating Account					
Recurrent					
000	Operational expenses	5,677,201	5,824,097	5,939,489	6,128,634
	Total, Recurrent.....	5,677,201	5,824,097	5,939,489	6,128,634
Non-Recurrent					
700	General non-recurrent	27,715	48,000	34,360	70,020
	Total, Non-Recurrent.....	27,715	48,000	34,360	70,020
	Total, Operating Account	5,704,916	5,872,097	5,973,849	6,198,654
Capital Account					
Plant, Equipment and Works					
603	Plant, vehicles and equipment.....	10,267	21,436	22,814	66,682
661	Minor plant, vehicles and equipment (block vote).....	47,330	30,453	40,407	136,568^τ
	Total, Plant, Equipment and Works.....	57,597	51,889	63,221	203,250
	Total, Capital Account.....	57,597	51,889	63,221	203,250
	Total Expenditure	5,762,513	5,923,986	6,037,070	6,401,904

^τ Provision of \$136,568,000 *under Subhead 661 Minor plant, vehicles and equipment (block vote)* represents an increase of \$96,161,000 (238%) over the revised estimate for 2015–16. This reflects the updating of the ambit of this block vote subhead as set out in the Introduction to the Estimates and the increased requirement for scheduled replacement of minor plant and equipment.

Head 49 — FOOD AND ENVIRONMENTAL HYGIENE DEPARTMENT

Details of Expenditure by Subhead

The estimate of the amount required in 2016–17 for the salaries and expenses of the Food and Environmental Hygiene Department is \$6,401,904,000. This represents an increase of \$364,834,000 over the revised estimate for 2015–16 and \$639,391,000 over the actual expenditure in 2014–15.

Operating Account

Recurrent

2 Provision of \$6,128,634,000 under *Subhead 000 Operational expenses* is for the salaries, allowances and other operating expenses of the Food and Environmental Hygiene Department.

3 The establishment as at 31 March 2016 will be 11 186 posts. It is expected that there will be a net increase of three posts including one supernumerary post in 2016–17. Subject to certain conditions, the controlling officer may under delegated power create or delete non-directorate posts during 2016–17, but the notional annual mid-point salary value of all such posts must not exceed \$3,149,824,000.

4 An analysis of the financial provision under *Subhead 000 Operational expenses* is as follows:

	2014–15 (Actual) (\$'000)	2015–16 (Original) (\$'000)	2015–16 (Revised) (\$'000)	2016–17 (Estimate) (\$'000)
Personal Emoluments				
- Salaries.....	2,828,080	2,931,136	2,978,196	3,060,515
- Allowances.....	28,357	32,908	34,290	34,290
- Job-related allowances.....	63,309	64,138	63,712	63,712
Personnel Related Expenses				
- Mandatory Provident Fund contribution.....	22,434	22,168	24,808	25,051
- Civil Service Provident Fund contribution.....	82,314	106,644	104,997	141,326
Departmental Expenses				
- General departmental expenses	2,652,437	2,666,803	2,733,186	2,803,440
Other Charges				
- Commonwealth War Graves Commission.....	270	300	300	300
	5,677,201	5,824,097	5,939,489	6,128,634

Capital Account

Plant, Equipment and Works

5 Provision of \$136,568,000 under *Subhead 661 Minor plant, vehicles and equipment (block vote)* represents an increase of \$96,161,000 (238%) over the revised estimate for 2015–16. This reflects the updating of the ambit of this block vote subhead as set out in the Introduction to the Estimates and the increased requirement for scheduled replacement of minor plant and equipment.

Head 49 — FOOD AND ENVIRONMENTAL HYGIENE DEPARTMENT

Commitments

Sub-head (Code)	Item (Code)	Ambit	Approved commitment	Accumulated expenditure to 31.3.2015	Revised estimated expenditure for 2015–16	Balance
			\$'000	\$'000	\$'000	\$'000
Operating Account						
700		<i>General non-recurrent</i>				
	818	Assistance Scheme for Hawkers in Fixed-pitch Hawker Areas	230,000	56,959	33,000	140,041
			<u>230,000</u>	<u>56,959</u>	<u>33,000</u>	<u>140,041</u>
Capital Account						
603		<i>Plant, vehicles and equipment</i>				
	801	Replacement of gully cesspit emptier AM4371	2,520	—	320	2,200
	802	Replacement of gully cesspit emptier AM4374	2,520	—	320	2,200
	804	Replacement of gully cesspit emptier AM4377	2,520	—	320	2,200
	805	Replacement of gully cesspit emptier AM4379	2,520	—	320	2,200
	806	Replacement of gully cesspit emptier AM4380	2,520	—	320	2,200
	810	Replacement of conservancy collector AM4034	2,520	—	320	2,200
	811	Replacement of conservancy collector AM4037	2,520	—	320	2,200
	812	Replacement of conservancy collector AM4072	2,520	—	320	2,200
	813	Replacement of conservancy collector AM4073	2,520	—	320	2,200
	814	Replacement of conservancy collector AM4074	2,520	—	320	2,200
	815	Replacement of conservancy collector AM4075	2,520	—	320	2,200
	819	Replacement of street washing vehicle AM3106	2,390	—	300	2,090
	820	Replacement of street washing vehicle AM4135	2,390	—	300	2,090
	821	Replacement of street washing vehicle AM4137	2,390	—	300	2,090
	822	Replacement of street washing vehicle AM4138	2,390	—	300	2,090
	823	Replacement of street washing vehicle AM4139	2,390	—	300	2,090
	824	Replacement of street washing vehicle AM4140	2,390	—	300	2,090
	825	Replacement of street washing vehicle AM4141	2,390	—	300	2,090

Head 49 — FOOD AND ENVIRONMENTAL HYGIENE DEPARTMENT

Commitments—Cont'd.

Sub-head (Code)	Item (Code)	Ambit	Approved commitment	Accumulated expenditure to 31.3.2015	Revised estimated expenditure for 2015–16	Balance
			\$'000	\$'000	\$'000	\$'000
Capital Account—Cont'd.						
603	<i>Plant, vehicles and equipment—Cont'd.</i>					
826	Replacement of street washing vehicle AM4142.....		2,390	—	300	2,090
828	Replacement of street washing vehicle AM4464.....		2,390	—	300	2,090
829	Replacement of street washing vehicle AM4465.....		2,390	—	300	2,090
830	Replacement of street washing vehicle AM4467.....		2,390	—	300	2,090
832	Replacement of street washing vehicle AM4471.....		2,390	—	300	2,090
833	Replacement of street washing vehicle AM4476.....		2,390	—	300	2,090
834	Replacement of street washing vehicle AM5124.....		2,390	—	300	2,090
835	Replacement of street washing vehicle AM5126.....		2,390	—	300	2,090
836	Replacement of street washing vehicle AM5128.....		2,390	—	300	2,090
837	Replacement of street washing vehicle AM5129.....		2,390	—	300	2,090
838	Replacement of street washing vehicle AM5130.....		2,390	—	300	2,090
839	Replacement of street washing vehicle AM5131.....		2,390	—	300	2,090
840	Replacement of street washing vehicle AM5165.....		2,390	—	300	2,090
841	Replacement of street washing vehicle AM5178.....		2,390	—	300	2,090
842	Replacement of street washing vehicle AM5181.....		2,390	—	300	2,090
843	Replacement of street washing vehicle AM5231.....		2,390	—	300	2,090
844	Replacement of street washing vehicle AM5232.....		2,390	—	300	2,090
845	Replacement of street washing vehicle AM5233.....		2,390	—	300	2,090
846	Replacement of street washing vehicle AM5239.....		2,390	—	300	2,090
847	Replacement of street washing vehicle AM5240.....		2,390	—	300	2,090
848	Replacement of street washing vehicle AM5241.....		2,390	—	300	2,090
849	Replacement of street washing vehicle AM5242.....		2,390	—	300	2,090

Head 49 — FOOD AND ENVIRONMENTAL HYGIENE DEPARTMENT

Commitments—Cont'd.

Sub-head (Code)	Item (Code)	Ambit	Approved commitment	Accumulated expenditure to 31.3.2015	Revised estimated expenditure for 2015–16	Balance
			\$'000	\$'000	\$'000	\$'000
<i>Capital Account—Cont'd.</i>						
603	<i>Plant, vehicles and equipment—Cont'd.</i>					
850	Replacement of street washing vehicle AM5244		2,390	—	300	2,090
851	Replacement of street washing vehicle AM5246		2,390	—	300	2,090
852	Replacement of street washing vehicle AM5247		2,390	—	300	2,090
853	Replacement of street washing vehicle AM5249		2,390	—	300	2,090
854	Replacement of street washing vehicle AM5250		2,390	—	300	2,090
			108,980	—	13,720	95,260
	Total		338,980	56,959	46,720	235,301