

Head 26 — CENSUS AND STATISTICS DEPARTMENT

Controlling officer: the Commissioner for Census and Statistics will account for expenditure under this Head.

Estimate 2002–03 **\$554.3m**

Establishment ceiling 2002–03 (notional annual mid-point salary value) representing an estimated 1 486 non-directorate posts at 31 March 2002 reducing by 47 posts to 1 439 posts at 31 March 2003 .. **\$398.5m**

In addition there will be an estimated seven directorate posts at 31 March 2002 and at 31 March 2003.

Controlling Officer's Report

Programmes

Programme (1)a	Trade Statistics	This programme contributes to Policy Area 6: Commerce and Industry (Secretary for Commerce and Industry).
Programme (1)b	Trade Statistics	These programmes contribute to Policy Area 27: Intra-Governmental Services (Secretary for Financial Services).
Programme (2)	Social Statistics	
Programme (3)	National Accounts and Balance of Payments Statistics	
Programme (4)	General Statistical Services	
Programme (5)	Price/Industry/Service Statistics	
Programme (6)	Labour Statistics	

Detail

Programme (1): Trade Statistics

	2000–01 (Actual)	2001–02 (Approved)	2001–02 (Revised)	2002–03 (Estimate)
1(a) Financial provision (\$m)	133.0	148.8 (+11.9%)	132.6 (–10.9%)	138.9 (+4.8%)
1(b) Financial provision (\$m)	31.6	38.2 (+20.9%)	35.8 (–6.3%)	40.4 (+12.8%)
Total	164.6	187.0 (+13.6%)	168.4 (–9.9%)	179.3 (+6.5%)

Aim

2 The aim is to process trade declarations and cargo manifests, to safeguard the Government's revenue from imports and exports declaration charges and to produce and analyse trade statistics.

Brief Description

3 The work involves:

- processing trade declarations submitted by traders and cargo manifests submitted by carriers;
- matching declarations and manifests to ensure full collection of imports and exports declaration charges;
- designing commodity classification systems and compiling trade statistics;
- developing systems for receiving cargo manifests by electronic means;
- conducting monthly surveys on trade related to outward processing in the Mainland;
- conducting surveys on re-export trade for estimating the rates of re-export margin;
- collecting data for adjusting imports statistics to a free-on-board basis to facilitate international comparison of trade data; and
- compiling port cargo statistics and container statistics.

4 All performance targets were achieved in 2001.

5 The key performance measures are:

Head 26 — CENSUS AND STATISTICS DEPARTMENT

Targets

	Target	2000 (Actual)	2001 (Actual)	2002 (Plan)
provision of statistics requiring simple action.....	1 working day	0.2	0.2	0.2
provision of photocopies or softcopies containing detailed information upon receipt of a firm order.....	3 working days	3	2	2
assistance in completion of trade declarations or cargo manifests				
simple enquiries by telephone or personal visit.....	6 minutes	4	4	4
complex enquiries by telephone or personal visit.....	2 working days	1	1	1
written enquiries.....	3 working days	1	1	1
time after reference period for release of monthly trade statistics.....	4 weeks	4	4	4

Indicators

	2000 (Actual)	2001 (Actual)	2002 (Estimate)
trade declarations checked (m)	16.5	15.7	15.7
cargo manifests processed (m).....	8.5 [†]	7.4	7.4
statistical reports/publications produced.....	9	9	9
no. of surveys conducted.....	3	3	3

[†] The manifests for vehicles entering or leaving the territory by road without cargo are no longer required to be processed by the department as from April 2000.

Matters Requiring Special Attention in 2002–03

6 During 2002–03, the department will implement the Electronic Data Interchange service for receiving cargo manifests (except road mode) in 2002.

Programme (2): Social Statistics

	2000–01 (Actual)	2001–02 (Approved)	2001–02 (Revised)	2002–03 (Estimate)
Financial provision (\$m)	120.6	332.4 (+175.6%)	298.6 (–10.2%)	42.6 (–85.7%)

Aim

7 The aim is to produce and analyse demographic, labour force and social statistics and to maintain a register of quarters as a sampling frame for conducting household surveys.

Brief Description

8 The work involves:

- conducting population censuses/by-censuses at 5-yearly intervals;
- compiling vital statistics and population statistics and making population projections;
- conducting a continuous General Household Survey with a core part to collect data on employment, unemployment and underemployment and a supplementary part to collect data on a variety of social topics;
- organising a series of thematic household surveys to meet the statistical data requirements of bureaux and departments under a contracting-out mode; and
- maintaining an up-to-date register of quarters.

9 The key performance measures are:

Head 26 — CENSUS AND STATISTICS DEPARTMENT

Targets

	Target	2000 (Actual)	2001 (Actual)	2002 (Plan)
provision of statistics requiring simple action.....	1 working day	1	1	1
provision of photocopies or softcopies containing detailed information upon receipt of a firm order	5 working days	4	4	4
time after reference period or time-point for release of				
half-yearly population statistics.....	2 months	1.6	1.6#	1.6
annual vital statistics	7.5 months	7.5	7.5	7.5
quarterly unemployment/ underemployment statistics.....	18 days	18	18	18

The actual time required for the release of the mid-2001 round population figure is 2 months in order to incorporate relevant data available from the 2001 Population Census.

Indicators

	2000 (Actual)	2001 (Actual)	2002 (Estimate)
quarters records updated.....	200 000	149 000§	140 000§
households enumerated	106 000φ#	2 195 000@#	86 000#
statistical systems maintained/enhanced/developed	10	10	10
statistical reports/publications produced	13	14	29
no. of surveys conducted	3†	4†	2†

§ The reductions in 2001 and 2002 are due to the completion of the updating of building records for the 2001 Population Census.

φ Including 17 000 households enumerated for the Pre-test Survey conducted for the 2001 Population Census.

@ The significant increase is mainly due to the inclusion of households enumerated in the 2001 Population Census.

The figures exclude households enumerated in the thematic household surveys contracted out to private survey research firms.

† Including the thematic household surveys contracted out to private survey research firms.

Matters Requiring Special Attention in 2002–03

10 The 2001 Population Census was conducted between 15 and 27 March 2001. Preliminary results were released in August 2001 and summary results in October 2001. Other reports relating to the Census were published in stages from then onwards. The department will compile revised population projections making use of the latest available information. It is expected that the projections will be available in the first half of 2002.

Programme (3): National Accounts and Balance of Payments Statistics

	2000–01 (Actual)	2001–02 (Approved)	2001–02 (Revised)	2002–03 (Estimate)
Financial provision (\$m)	82.5	88.6 (+7.4%)	89.5 (+1.0%)	97.0 (+8.4%)

Aim

11 The aim is to produce and analyse Gross Domestic Product (GDP), Gross National Product (GNP) and Balance of Payments (BoP) and related statistics in a timely and accurate manner; and to assist in the preparation of Government's forecasts of various economic aggregates.

Brief Description

12 The work involves:

- compiling quarterly and annual GDP and GNP statistics based on the standard recommended in "A System of National Accounts" of the United Nations;
- compiling quarterly and annual BoP and external debt statistics and annual statistics on international investment position in accordance with the standard stipulated in "The Fifth Edition of the Balance of Payments Manual" of the International Monetary Fund (IMF);
- conducting survey work for collecting data required for the compilation of annual external direct investment statistics and annual and quarterly GNP and BoP statistics; and

Head 26 — CENSUS AND STATISTICS DEPARTMENT

- performing econometric work related to the production of short-term and medium-term forecasts of economic aggregates.

13 In 2001, all performance targets were achieved.

14 The key performance measures are:

Targets

	Target	2000 (Actual)	2001 (Actual)	2002 (Plan)
provision of statistics requiring simple action	1 working day	0.4	0.4	0.4
time after reference period for release of quarterly expenditure-based GDP	2.5 months	1.9	1.9	2.0
annual expenditure-based GDP	2.5 months	2.0	2.0	2.0
annual production-based GDP	12 months	11	11	11
quarterly GNP	3 months	4.3@	2.6	2.6
annual GNP	3 months	5.4	2.6	2.6
quarterly BoP statistics	3 months	4.6@	2.9	2.9
annual BoP statistics	3 months	5.6	2.9	2.9
annual external direct investment statistics§	15 months	—	—	12
annual statistics on international investment position†	6 months	—	—	6
quarterly external debt statistics#	3 months	—	—	3
annual external debt statistics§	3 months	—	—	3

@ To comply with the IMF's Special Data Dissemination Standard (SDDS) requirement, the time lag for release of the statistics has been gradually reduced from about 6 months for the first quarter to less than 3 months as from the third quarter.

§ This is a new target introduced in 2002.

† Annual statistics on international investment position will be compiled for the first time as from the reference year 2001. The statistics will be released in June 2002.

Quarterly external debt statistics will be compiled for the first time as from the reference quarter of the first quarter of 2002. The statistics will be released in June 2002.

Indicators

	2000 (Actual)	2001 (Actual)	2002 (Estimate)
statistical reports/publications produced	3	4	4
no. of surveys conducted	1	1	1

Matters Requiring Special Attention in 2002–03

15 In line with Government's commitment to meeting the requirements of the IMF's SDDS, the department will compile international investment position statistics starting from the reference year 2001 and external debt statistics starting from the first quarter of 2002.

16 Plans are in hand to compile and release quarterly constant price production-based GDP figures with major sectoral breakdown in the second half of 2002. The statistics provide essential data for supporting analysis of industry composition of economic growth and study of labour productivity.

Programme (4): General Statistical Services

	2000–01 (Actual)	2001–02 (Approved)	2001–02 (Revised)	2002–03 (Estimate)
Financial provision (\$m)	22.0	22.9 (+4.1%)	24.6 (+7.4%)	26.2 (+6.5%)

Aim

17 The aim is to provide statistical consultancy services and to maintain quality standards in statistical work.

Brief Description

18 The work involves:

- providing professional assistance to policy bureaux and other departments in statistical work and promoting statistical literacy in general for more proper use of official statistics;

Head 26 — CENSUS AND STATISTICS DEPARTMENT

- co-ordinating statistical work to ensure data compatibility and to maintain quality standards;
- publishing general digests of statistics;
- promoting and facilitating further improvement of statistical services under the department's e-government strategy, including continuous enhancement of the department's website;
- co-ordinating and providing technical support for all end-user computer systems; and
- co-ordinating and providing support in information technology management areas such as software asset management and information technology security.

19 In 2001, statistical services provided to policy bureaux and departments were generally maintained.

20 The key performance measures are:

Targets

	Target	2000 (Actual)	2001 (Actual)	2002 (Plan)
provision of statistics requiring simple action.....	1 working day	1	1	1

Indicators

	2000 (Actual)	2001 (Actual)	2002 (Estimate)
assistance provided to policy bureaux/other departments projects undertaken.....	16	16	16
statistical reports/publications produced	5	6	5

Matters Requiring Special Attention in 2002-03

21 The need for objective, up-to-date and quality statistical information to facilitate policy planning in the Government and understanding and discussion of public issues by the community continues to increase. To address this need, the department will continue the initiatives to upgrade the quality of statistical service in respect of timeliness, relevance and user serviceability to ensure that the services are oriented to the needs of users. Work on co-ordinating statistical activities across government departments will also be given continuing attention to ensure data compatibility and maintain quality standards.

22 In view of the ever-increasing use of statistics in society, the department will continue to promote statistical literacy in the community to ensure that statistical information is correctly interpreted and properly used.

23 In line with current developments in the community, importance is attached to the use of both the Chinese and the English languages in the department's statistical publications and in other communications with the public where applicable.

24 In line with the global trend, the department will also continue to promote the further use of modern technologies to enhance efficiency in the collection of data and dissemination of statistical information. An online statistical bookstore which enables Internet users worldwide to purchase and receive online delivery of statistical products including softcopies of publications (in pdf format) and statistical tables (in csv format) was launched in October 2001. Development of an interactive data dissemination service on the Internet to enable more sophisticated users to generate customised statistical tables from macro-data statistical databases through an intuitive, interactive and user-friendly interface is also underway and will be implemented in 2002.

25 In line with the Government wide strategy to enhance information technology security, efforts will be made to raise the standard of security requirements in computer systems as well as the awareness and procedures among users. A full-scale risk assessment will be conducted to identify existing areas of strengths and weaknesses, providing a comprehensive basis for the formulation and execution of a coherent set of information technology security policies.

Programme (5): Price/Industry/Service Statistics

	2000-01 (Actual)	2001-02 (Approved)	2001-02 (Revised)	2002-03 (Estimate)
Financial provision (\$m)	121.7	130.6 (+7.3%)	124.5 (-4.7%)	137.9 (+10.8%)

Aim

26 The aim is to produce and analyse price, industry and service statistics.

Head 26 — CENSUS AND STATISTICS DEPARTMENT

Brief Description

27 The work involves:

- compiling consumer price indices (CPIs), index numbers relating to costs of labour and materials used in building and construction projects and import and export specification price indices on a monthly basis;
- conducting a household expenditure survey on a quinquennial basis to collect up-to-date information on household expenditure pattern for rebasing the CPIs;
- conducting a programme of annual economic surveys, covering all major economic sectors to collect detailed structural data;
- conducting monthly, quarterly and half-yearly surveys to collect data for compiling short-term indicators of the performance of selected economic sectors;
- conducting an annual survey to collect data on trade in services;
- conducting an annual survey to collect data and opinions from regional headquarters and regional offices in Hong Kong; and
- conducting an annual survey to collect data on information technology usage and penetration in the business sector.

28 The 1999/2000 Household Expenditure Survey was conducted from October 1999 to September 2000. A report on the survey was published in mid 2001. Results of the survey have been used to rebase the CPIs.

29 Research and development statistics for the business, government and higher education sector for 1999 were compiled. A statistical framework for compiling a full set of science and technology statistics was drawn up.

30 Product statistics and producer price indices for wider selected service industries were published. Monthly retail sales statistics by more detailed outlet type were compiled.

31 Efforts were made to expedite the release of the results of the Annual Survey of Wholesale, Retail and Import and Export Trades, Restaurants and Hotels by 3.5 months; of Storage, Communication, Financing, Insurance and Business Services by 2.5 months; of Transport and Related Services by 1 month; of Industrial Production by 1 month; and of Building, Construction and Real Estate Sectors by 1 month.

32 The key performance measures are:

Targets

	Target	2000 (Actual)	2001 (Actual)	2002 (Plan)
provision of statistics requiring simple action	1 working day	1	1	1
provision of photocopies or softcopies containing detailed information upon receipt of a firm order	4 working days	4	4	4
time after reference period for release of results of				
Monthly Survey of Retail Sales	1.2 months#	1.5	1.2	1.2
Quarterly Survey of Industrial Production	3 months	2.9	2.9	2.9
Quarterly Survey of Restaurant Receipts and Purchases.....	1.9 months§	2.9	1.9	1.9
Annual Survey of Industrial Production	14 months@	14.2	14.1	13.2
Annual Survey of Wholesale, Retail and Import and Export Trades, Restaurants and Hotels	15.3 months†	15.9	15.3	13.7
time after reference period for release of CPIs	24 days	22	22	22

The target was 1.5 months for 2000.

§ The target was 2.9 months for 2000.

@ The target was 14.5 months for 2000.

† The target was 15.9 months for 2000.

Indicators

	2000 (Actual)	2001 (Actual)	2002 (Estimate)
establishments enumerated	260 000	318 000§	278 000

Head 26 — CENSUS AND STATISTICS DEPARTMENT

	2000 (Actual)	2001 (Actual)	2002 (Estimate)
households enumerated	4 500	—‡	—‡
price quotations collected	726 000	775 000§	737 000
statistical reports/publications produced	21	21	21
no. of surveys conducted	35	33	32

§ Increase was mainly due to the collection of prices for compiling the new and old CPIs in parallel.

‡ The Household Expenditure Survey was completed in October 2000.

Matters Requiring Special Attention in 2002–03

33 During 2002–03, the department will:

- compile more science and technology statistics;
- conduct an annual survey to collect data on research and development and innovation activities in the business sector for the first time in early 2002;
- continue research into the compilation of productivity measures for the service industries and enhancement of productivity measures for the manufacturing sector; and
- compile more product statistics of the service industries.

Programme (6): Labour Statistics

	2000–01 (Actual)	2001–02 (Approved)	2001–02 (Revised)	2002–03 (Estimate)
Financial provision (\$m)	57.0	64.2 (+12.6%)	64.3 (+0.2%)	71.3 (+10.9%)

Aim

34 The aim is to produce and analyse statistics on employment, vacancies, wage and manpower requirements and to maintain a central register of establishments as a sampling frame for conducting establishment surveys.

Brief Description

35 The work involves:

- compiling employment, vacancies and wage statistics;
- compiling statistics on manpower requirements and training needs; and
- maintaining a Central Register of Establishments.

36 The key performance measures are:

Targets

	Target	2000 (Actual)	2001 (Actual)	2002 (Plan)
provision of statistics requiring simple action.....	1 working day	1	1	1
provision of photocopies or softcopies containing detailed information upon receipt of a firm order	5 working days	5	5	5
time after reference period for release of results of quarterly surveys	13 weeks	13	13	13

Indicators

	2000 (Actual)	2001 (Actual)	2002 (Estimate)
records of establishments updated	387 000	386 000	395 000
establishments enumerated	691 000	687 000	681 000
statistical reports/publications produced	9	8	8
no. of surveys conducted	5	7#	5

Two ad hoc surveys, i.e. “Survey of the Care Workers in Elderly Homes” and “Survey on the Provision of Statutory Employment Benefits by Employers” were conducted in 2001.

Head 26 — CENSUS AND STATISTICS DEPARTMENT

Matters Requiring Special Attention in 2002-03

37 During 2002-03, the department will continue to further develop the United Nations' International Standard Industrial Classification (ISIC). A plan is in hand to study the feasibility of establishing a broad linkage between the Hong Kong Standard Industrial Classification and the ISIC (Revision 3) at tabulation category level.

Head 26 — CENSUS AND STATISTICS DEPARTMENT

ANALYSIS OF FINANCIAL PROVISION

Programme	2000-01 (Actual) (\$m)	2001-02 (Approved) (\$m)	2001-02 (Revised) (\$m)	2002-03 (Estimate) (\$m)
(1) Trade Statistics	164.6	187.0	168.4	179.3
(2) Social Statistics.....	120.6	332.4	298.6	42.6
(3) National Accounts and Balance of Payments Statistics.....	82.5	88.6	89.5	97.0
(4) General Statistical Services	22.0	22.9	24.6	26.2
(5) Price/Industry/Service Statistics	121.7	130.6	124.5	137.9
(6) Labour Statistics.....	57.0	64.2	64.3	71.3
	568.4	825.7 (+45.3%)	769.9 (-6.8%)	554.3 (-28.0%)

Analysis of Financial and Staffing Provision

Programme (1)

Provision for 2002-03 is \$10.9 million (6.5%) higher than the revised estimate for 2001-02. This is mainly due to full-year provision for posts filled in 2001-02, salary increments for staff and the creation of five posts upon the expiry of non-civil service contract staff's contracts, partly offset by the deletion of 13 posts under the Enhanced Productivity Programme and 32 posts upon the completion and implementation of the Electronic Data Interchange for Manifest System.

Programme (2)

Provision for 2002-03 is \$256.0 million (85.7%) lower than the revised estimate for 2001-02. This is due to the reduction in operating expenses and the deletion of 15 posts as a result of the completion of the 2001 Population Census, and the deletion of 11 posts under the Enhanced Productivity Programme, partly offset by the creation of 11 posts upon the expiry of non-civil service contract staff's contracts.

Programme (3)

Provision for 2002-03 is \$7.5 million (8.4%) higher than the revised estimate for 2001-02. This is due to full-year provision for posts filled in 2001-02, salary increments for staff and the creation of one post upon the expiry of non-civil service contract staff's contracts, partly offset by a deletion of two posts under the Enhanced Productivity Programme.

Programme (4)

Provision for 2002-03 is \$1.6 million (6.5%) higher than the revised estimate for 2001-02. This is mainly due to full-year provision for posts filled in 2001-02, salary increments for staff, the creation of one post upon the expiry of non-civil service contract staff's contracts and the recurrent cost of the Online Data Dissemination System.

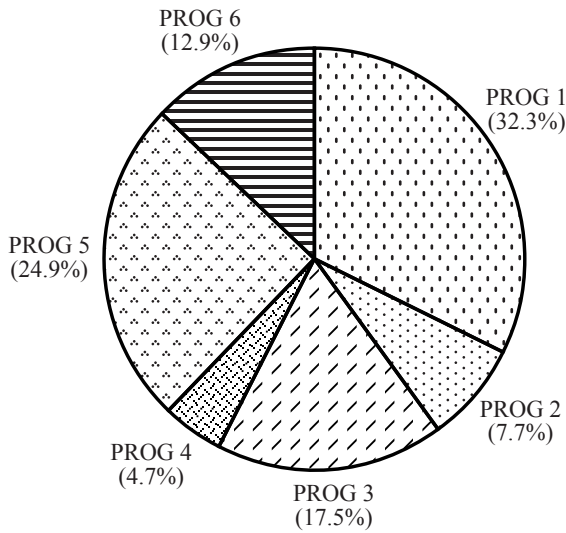
Programme (5)

Provision for 2002-03 is \$13.4 million (10.8%) higher than the revised estimate for 2001-02. This is mainly due to full-year provision for posts filled in 2001-02, salary increments for staff, the creation of eight posts upon the expiry of non-civil service contract staff's contracts and one post for the Development of Science and Technology Indicators, partly offset by the deletion of four posts under the Enhanced Productivity Programme.

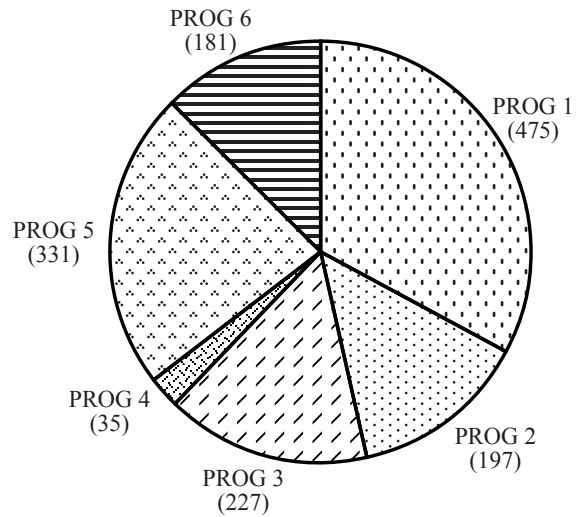
Programme (6)

Provision for 2002-03 is \$7.0 million (10.9%) higher than the revised estimate for 2001-02. This is mainly due to full-year provision for posts filled in 2001-02, salary increments for staff and the creation of eight posts upon the expiry of non-civil service contract staff's contracts, partly offset by the deletion of five posts under the Enhanced Productivity Programme.

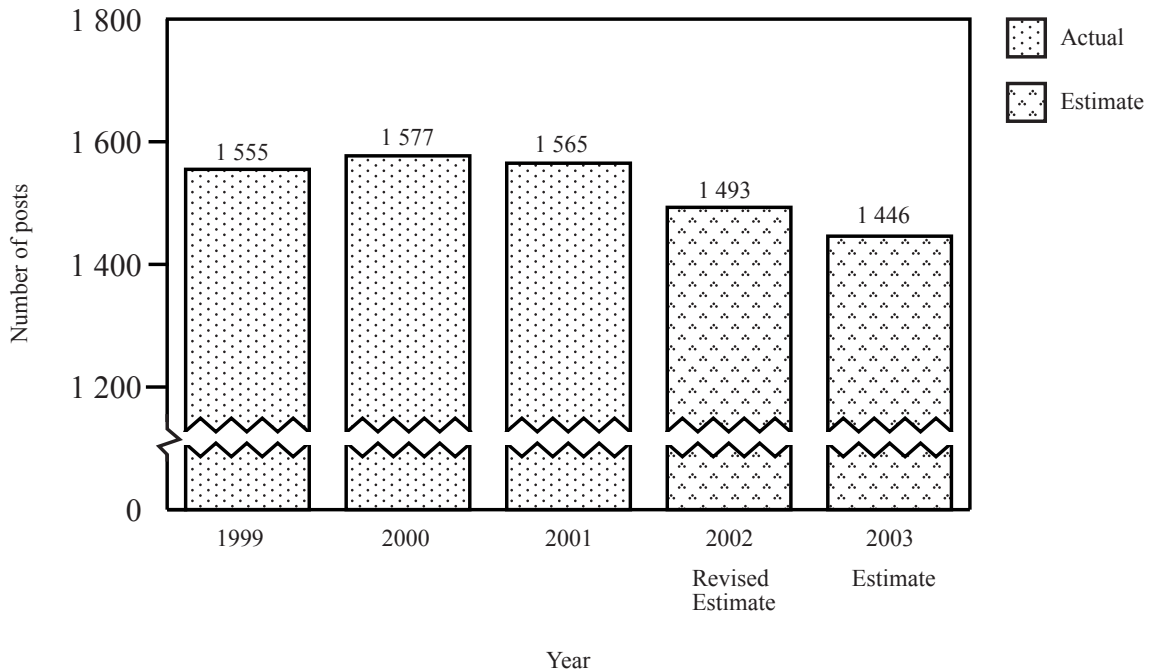
*Allocation of provision
to programmes
(2002-03)*



*Staff by programme
(as at 31 March 2003)*



*Changes in the size of the establishment
(as at 31 March)*



Head 26 — CENSUS AND STATISTICS DEPARTMENT

Sub-head (Code)	Actual expenditure 2000-01	Approved estimate 2001-02	Revised estimate 2001-02	Estimate 2002-03	
	\$'000	\$'000	\$'000	\$'000	
Recurrent Account					
000	Operational expenses	—	824,721	768,476	553,145
	Salaries	465,470	—	—	—
	Allowances	14,399	—	—	—
	Job-related allowances	16	—	—	—
	General departmental expenses	87,490	—	—	—
	Statistical Institute for Asia and the Pacific	234	—	—	—
	Total, Recurrent Account	567,609	824,721	768,476	553,145
Capital Account					
	I — Plant, Equipment and Works				
661	Minor plant, vehicles and equipment (block vote)	787	963	1,378	1,127
	Total, Plant, Equipment and Works	787	963	1,378	1,127
	Total, Capital Account	787	963	1,378	1,127
	Total Expenditure	568,396	825,684	769,854	554,272

Head 26 — CENSUS AND STATISTICS DEPARTMENT

Details of Expenditure by Subhead

The estimate of the amount required in 2002–03 for the salaries and expenses of the Census and Statistics Department is \$554,272,000. This represents a decrease of \$215,582,000 against the revised estimate for 2001–02 and of \$14,124,000 against actual expenditure in 2000–01.

Recurrent Account

2 Provision of \$553,145,000 under *Subhead 000 Operational expenses* is for the salaries and allowances of staff of the Census and Statistics Department and its other operating expenses. The decrease of \$215,331,000 (28.0%) against the revised estimate for 2001–02 is mainly due to the reduction of operating expenses upon the completion of the fieldwork of the 2001 Population Census. Management and control of the department's operational expenses take the form of a one-line vote.

3 As a vote-funded department, the department is subject to establishment control. The establishment at 31 March 2002 will be 1 493 permanent posts. It is expected that a net 47 posts will be deleted in 2002–03. Subject to certain conditions, the controlling officer may under delegated powers create or delete non-directorate posts during 2002–03, but the notional annual mid-point salary value of all such posts must not exceed \$398,538,000.

4 An analysis of financial provision under *Subhead 000 Operational expenses* is as follows:

	2000–01 (Actual) (\$'000)	2001–02 (Original Estimate) (\$'000)	2001–02 (Revised Estimate) (\$'000)	2002–03 (Estimate) (\$'000)
Personal Emoluments				
- Salaries	465,470	485,342	483,000	486,481
- Allowances	14,399	19,396	14,357	9,333
- Job-related allowances	16	16	17	17
Departmental Expenses				
- General departmental expenses	87,490	319,733	270,868	57,080
Subventions				
- Statistical Institute for Asia and the Pacific	234	234	234	234
	567,609	824,721	768,476	553,145

Capital Account

Plant, Equipment and Works

5 Provision of \$1,127,000 under *Subhead 661 Minor plant, vehicles and equipment (block vote)* represents a decrease of \$251,000 (18.2%) against the revised estimate for 2001–02. This is mainly due to reduced requirement for procurement of equipment.