

Head 22 — AGRICULTURE, FISHERIES AND CONSERVATION DEPARTMENT

Controlling officer: the Director of Agriculture, Fisheries and Conservation will account for expenditure under this Head.

Estimate 2000–01	\$743.0m
Establishment ceiling 2000–01 (notional annual mid-point salary value) representing an estimated 2 343 non-directorate posts at 31 March 2000 reducing by 29 posts to 2 314 posts at 31 March 2001	\$496.7m
In addition there will be an estimated seven directorate posts at 31 March 2000 and at 31 March 2001.	
Capital Account commitment balance	\$126.7m

Controlling Officer's Report

Programmes

Programme (1) Agriculture and Fisheries Services	This programme contributes to Policy Area 2: Food Supply and Food Safety (Secretary for the Environment and Food).
Programme (2) Nature Conservation and Country Parks	This programme contributes to Policy Area 23: Environmental Protection and Conservation (Secretary for the Environment and Food).
Programme (3) Government Wholesale Food Markets	This programme contributes to Policy Area 2: Food Supply and Food Safety (Secretary for the Environment and Food).
Programme (4) Animal and Plant Regulation and Technical Services	This programme contributes to Policy Area 2: Food Supply and Food Safety (Secretary for the Environment and Food), Policy Area 22: Buildings, Lands and Planning (Secretary for Planning and Lands), Policy Area 23: Environmental Protection and Conservation (Secretary for the Environment and Food) and Policy Area 32: Environmental Hygiene (Secretary for the Environment and Food).

Detail

Programme (1): Agriculture and Fisheries Services

	1998–99 (Actual)	1999–2000 (Approved)	1999–2000 (Revised)	2000–01 (Estimate)
Financial provision (\$m)	115.4	144.3 (+25.0%)	119.7 (-17.0%)	135.7 (+13.4%)

Aim

- 2 The aim is to facilitate agricultural and fisheries production and improve productivity.

Brief Description

3 The department provides infrastructural support services to promote efficient production of local farming, capture fisheries and aquaculture industries and sustainable development of agriculture and fisheries in Hong Kong. The work involves:

- the introduction of modern technology and the provision of technical advice, assistance and credit facilities to local agricultural producers with a view to maximising yields and improving the quality of local products;
- the provision of fisheries development, extension and management activities including technical studies, surveys, assistance and advice, and vocational training to fishermen for improving the productivity of the fisheries sector;
- law enforcement in the fields of fisheries and fish culture; and
- the provision of administrative and technical support to the operation of the Vegetable Marketing Organisation and the Fish Marketing Organisation.

4 The performance targets of the programme were satisfactorily achieved in 1999. Agricultural production remained steady in general. The accredited vegetable farm scheme continued to expand in 1999. The overall fisheries production declined in the year mainly due to a general decline in fisheries resources in our traditional fishing grounds. To promote sustainable development of the fishing industry, an appropriate fisheries management strategy is being formulated. Legislative amendments have also been made to the Fisheries Protection Ordinance and the control over destructive fishing has been extended to cover electro-fishing and clam harvest by suction and dredging devices. The

Head 22 — AGRICULTURE, FISHERIES AND CONSERVATION DEPARTMENT

deployment of artificial reefs in marine parks was successfully completed. The Mainland Fishermen Deckhands Scheme was expanded to help alleviate labour shortage problem of the fishing industry. The fish health management service has been expanded to help fish farmers minimise losses due to fish diseases. The red tide consultancy study was completed and an enhanced red tide action plan has been implemented to minimise the impacts of red tide on mariculture.

5 The key performance measures in respect of Agriculture and Fisheries Services are:

Targets

	Target		1998 (Actual)	1999 (Actual)	2000 (Plan)
	Operational	Turnround time			
agriculture					
accredited vegetable farms					
(total no.).....	205	—	180	193	205
(total ha.).....	1 040	—	934	871	1 040
fisheries					
mariculture farms adopting environmentally-friendly practices (total no.).....	500	—	430	460	500
renewal of marine fish culture licence (in person).....	—	55 minutes	1 hour	55 minutes	55 minutes

Indicators

	1998 (Actual)	1999 (Actual)	2000 (Estimate)
agriculture			
composite productivity index (100 in 1985).....	190	198	200
production			
vegetables (tonnes).....	59 500	48 000	43 000
(\$m).....	170	123	110
livestock (tonnes).....	41 100	55 200	47 000
(\$m).....	763	766	640
throughput at Vegetable Marketing Organisation market			
(tonnes).....	254 000	264 000	264 000
(\$m).....	875	812	810
loans			
(no.).....	349	244	220
(\$m).....	31.9	17.0	16.0
fisheries			
production			
capture (tonnes).....	180 000	127 800	128 000
(\$m).....	2,100	1,525	1,530
culture (tonnes).....	6 160	5 810	5 800
(\$m).....	172	140	140
throughput at Fish Marketing Organisation markets			
(tonnes).....	48 000	51 000	51 000
(\$m).....	424	478	480
loans			
(no.).....	1 035	1 166	220
(\$m).....	163.9	94	35

Matters Requiring Special Attention in 2000–01

6 In agriculture, emphasis will continue to be given to the implementation and extension of accredited vegetable farm scheme and the promotion of intensive production, improved new plant varieties and livestock breeds. In capture fisheries, efforts will be devoted to enhancing and conserving fisheries resources through the implementation of one or more fisheries resources management measures as agreed by the Working Group on Fisheries Management, the deployment of artificial reefs and the study on the feasibility of developing an offshore fishing industry. In aquaculture, the department will continue to promote environmentally-friendly culture practices and strengthen our efforts in aquaculture research and the provision of fish health management service to fish farmers.

Head 22 — AGRICULTURE, FISHERIES AND CONSERVATION DEPARTMENT

Programme (2): Nature Conservation and Country Parks

	1998–99 (Actual)	1999–2000 (Approved)	1999–2000 (Revised)	2000–01 (Estimate)
Financial provision (\$m)	337.5	393.5 (+16.6%)	384.4 (–2.3%)	394.6 (+2.7%)

Aim

7 The aim is to conserve flora, fauna and natural habitats, including marine habitats; to manage country parks, special areas, marine parks and marine reserves; and to control international trade in endangered species of animals and plants in Hong Kong.

Brief Description

8 The department is responsible for the conservation of local flora, fauna and natural habitats; the management of country parks, special areas, marine parks and marine reserves; and the control of international trade in endangered species in Hong Kong. The work involves:

- the development and management of country parks, special areas, marine parks and marine reserves for the purpose of nature conservation, recreation, tourism and education;
- the provision of nature conservation advice on development proposals, planning studies and environmental impact assessments, and the identification of Sites of Special Scientific Interest;
- the promotion of public awareness of nature conservation and enforcement of nature conservation legislation;
- the monitoring and auditing of ecological mitigation measures as a consequence of development projects; and
- the licensing control of international trade in endangered species and curbing of illegal trade in endangered species in Hong Kong.

9 The performance targets of the programme were satisfactorily achieved in 1999 and similar targets have been set for 2000.

10 The key performance measures in respect of Nature Conservation and Country Parks are:

Targets

	Operational	Target Turnround time	1998 (Actual)	1999 (Actual)	2000 (Plan)
country parks and special areas managed (ha.)	41 582	—	41 521	41 582	41 582
marine parks and marine reserves managed (ha.)	2 160	—	2 160	2 160	2 160
issue of certificates in respect of endangered species	—	3 working days	3	3	3

Indicators

	1998 (Actual)	1999 (Actual)	2000 (Estimate)
no. of seedlings produced	883 000	962 000	700 000
no. of seedlings planted.....	493 000	660 000	665 000
no. of Sites of Special Scientific Interest listed.....	60	64	64
no. of ecological impact assessment applications and studies handled.....	144	152	150
no. of participants in educational activities.....	160 000	200 000	200 000
no. of visitors to country parks (million).....	10.6	10.7	10.9
no. of hill fires attended to.....	91	193	150
no. of endangered species licences/certificates	11 907	13 622	16 000
no. of endangered species inspections	11 178	15 125	17 000
no. of endangered species prosecutions	220	273	270

Matters Requiring Special Attention in 2000–01

11 During 2000–01, emphasis will be given to:

- the study of potential country parks;

Head 22 — AGRICULTURE, FISHERIES AND CONSERVATION DEPARTMENT

- the designation of an additional marine park;
- the protection and management of the Ramsar site in Mai Po and Inner Deep Bay;
- the review of country parks legislation;
- the examination of ecological impact assessment applications and studies and the monitoring and auditing of ecological mitigation measures as a consequence of development projects;
- maintaining enforcement action against illegal trade in endangered species; and
- the maintenance of government slopes in country parks.

Programme (3): Government Wholesale Food Markets

	1998-99 (Actual)	1999-2000 (Approved)	1999-2000 (Revised)	2000-01 (Estimate)
Financial provision (\$m)	83.8	88.8 (+6.0%)	83.8 (-5.6%)	72.9 (-13.0%)

Aim

12 The aim is to ensure adequate provision and efficient operation of government wholesale marketing facilities for fresh food produce.

Brief Description

13 The department has a major role to play in the development and provision of modern marketing facilities for the efficient and orderly wholesale marketing of fresh food produce, such as vegetables, fruit, live freshwater fish, live poultry and eggs. The work involves:

- the design, planning and development of wholesale markets;
- the reprovisioning of outdated and dilapidated wholesale markets; and
- the management of existing wholesale markets.

14 The performance targets of the programme were satisfactorily achieved in 1999.

15 The key performance measures in respect of Government Wholesale Food Markets are:

Indicators

	1998 (Actual)	1999 (Actual)	2000 (Estimate)
% of rentable market stall space occupied.....	99.0	97.1	97.0
annual throughput (tonnes).....	611 000	649 000	649 000
markets under planning/consideration.....	4	3	3
area of wholesale markets managed (m ²).....	295 645	295 645	295 645

Matters Requiring Special Attention in 2000-01

16 The government plans to build a multi-storey wholesale market complex in Cheung Sha Wan to accommodate fresh food produce wholesale activities in Kowloon, including the reprovisioning of the Yaumatei Fruit Market, the Cheung Sha Wan Temporary Wholesale Poultry Market and the wholesale vegetable market of the Vegetable Marketing Organisation. Consultations with traders started in 1999 and their views are being considered. During 2000-01, the department will continue to focus on the planning and progress of this project.

Programme (4): Animal and Plant Regulation and Technical Services

	1998-99 (Actual)	1999-2000 (Approved)	1999-2000 (Revised)	2000-01 (Estimate)
Financial provision (\$m)	145.1	156.0 (+7.5%)	151.9 (-2.6%)	139.8 (-8.0%)

Aim

17 The aim is to monitor the welfare of, and control the disease in, animals and plants through enforcement of relevant legislation, and to provide technical services.

Head 22 — AGRICULTURE, FISHERIES AND CONSERVATION DEPARTMENT

Brief Description

18 The department is responsible for prevention of the introduction and spread of animal and plant diseases, safeguard of animal welfare, provision of services to facilitate export of plants, animals and plant/animal by-products, prevention of rabies and enforcement of regulations pertaining to animal welfare and import requirements. The work involves:

- the prevention and control of rabies;
- the provision of quarantine services;
- the inspection of animals and plants imported into the territory;
- the inspection of premises and establishments where animals are kept for exhibition or trading purposes; and
- the instigation of prosecution against offenders under relevant legislation.

19 The technical services provided by the department include:

- advising on development projects affecting agriculture, countryside and fisheries, and assessing ex-gratia payments to primary producers arising therefrom;
- managing agricultural weirs;
- licensing livestock farms;
- facilitating export trade in produce of animal origin;
- safeguarding public health through the control of pesticides; and
- supervising credit unions and co-operative societies.

20 The performance targets of the programme were satisfactorily achieved in 1999.

21 The key performance measures in respect of Animal and Plant Regulation and Technical Services are:

Targets

	Target Operational	Turnround time	1998 (Actual)	1999 (Actual)	2000 (Plan)
animal and plant regulation					
prevention					
no. of reported cases of rabies...	0	—	0	0	0
percentage of dogs vaccinated in strategic Rabies Control Areas	80†	—	81	81	80
enforcement					
issue of animal health certificates	—	2 working days	2	2	2
issue of licences/permits	—	3 working days	3	3	3
issue of sanitary certificates for products of animal origin	—	3 working days	3	3	3
technical services					
management of agricultural weirs					
no. of weirs to be cleansed	170	—	174	173	170
plant health certification					
issue of phytosanitary certificates	—	2 working days	2	2	2
control of pesticides					
issue of pesticide permits	—	2 working days	2	2	2

† World Health Organisation recommends a minimum of 70%.

Head 22 — AGRICULTURE, FISHERIES AND CONSERVATION DEPARTMENT

Indicators

	1998 (Actual)	1999 (Actual)	2000 (Estimate)
animal and plant regulation			
prevention			
no. of stray animals caught.....	14 431	14 687	14 500
no. of animals vaccinated and quarantined.....	25 663	34 136	30 000
enforcement			
no. of licences/permits	20 516	18 933	18 700
no. of animal and plant health certificates	3 644	4 166	3 700
technical services			
ex-gratia payment assessment			
area assessed for crop ex-gratia payment (ha.).....	112	115	100
area assessed for aquaculture fisheries ex-gratia payment (m ²).....	158 622	157 000	250 000
no. of claims assessed for capture fisheries ex-gratia payment.....	—	201	1 000
planning/development advisory service			
no. of planning/development studies	1 148	981	970
licensing of livestock farms			
no. of farms licensed	125	169	200
control of pesticides			
no. of pesticides registered	15	19	20
no. of licences/permits issued	3 134	2 990	3 000
regulation of credit unions and co-operative societies			
no. of accounts examined or audited.....	387	354	350

Matters Requiring Special Attention in 2000–01

22 During 2000–01, emphasis will be given to:

- dog licensing through microchip implantation;
- regulating the keeping of dangerous dogs;
- regulating veterinary surgeons;
- regulating livestock keeping for water pollution control reasons;
- promoting animal welfare through the work of the Animal Welfare Advisory Group;
- reviewing the mechanism of pesticides control;
- stepping up inspection in local farms to prevent diseases;
- extending the surveillance for drug residues in livestock for human consumption and implementing tracing back systems;
- studying the epidemiology of foot and mouth disease in food animals with a view to identifying control measures where appropriate;
- introduction of rapid diagnostic tests for major animal and bird diseases to reduce losses; and
- legislative amendments to the Public Health (Animals and Birds) Ordinance to extend import control to animal products and feeds to prevent animals diseases.

Head 22 — AGRICULTURE, FISHERIES AND CONSERVATION DEPARTMENT

ANALYSIS OF FINANCIAL PROVISION

Programme	1998–99 (Actual) (\$m)	1999–2000 (Approved) (\$m)	1999–2000 (Revised) (\$m)	2000–01 (Estimate) (\$m)
(1) Agriculture and Fisheries Services	115.4	144.3	119.7	135.7
(2) Nature Conservation and Country Parks	337.5	393.5	384.4	394.6
(3) Government Wholesale Food Markets	83.8	88.8	83.8	72.9
(4) Animal and Plant Regulation and Technical Services	145.1	156.0	151.9	139.8
	681.8	782.6 (+14.8%)	739.8 (–5.5%)	743.0 (+0.4%)

Analysis of Financial and Staffing Provision

Programme (1)

Provision for 2000–01 is \$16.0 million (13.4%) higher than the revised estimate for 1999–2000. This is mainly due to increases in capital expenditure, full-year provision for posts created in 1999–2000 and creation of one post in 2000–01 for a project to translate by-laws, partly offset by the deletion of one post in 2000–01 under the Enhanced Productivity Programme.

Programme (2)

Provision for 2000–01 is \$10.2 million (2.7%) higher than the revised estimate for 1999–2000. This is mainly due to salary increments for existing staff, full-year provision for filling of vacancies and posts created in 1999–2000 and the creation of seven posts in 2000–01, including four posts for management of the wetland at Tin Shui Wai and three posts for other projects, partly offset by the deletion of 19 posts in 2000–01 under the Enhanced Productivity Programme and deletion of three other posts upon completion of a capital project.

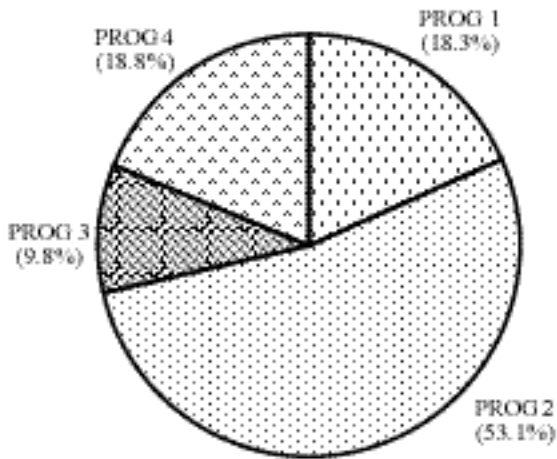
Programme (3)

Provision for 2000–01 is \$10.9 million (13.0%) lower than the revised estimate for 1999–2000. This is mainly due to reduced requirement in capital expenditure, full-year savings arising from the deletion of five posts in 1999–2000 and deletion of ten posts in 2000–01 under the Enhanced Productivity Programme.

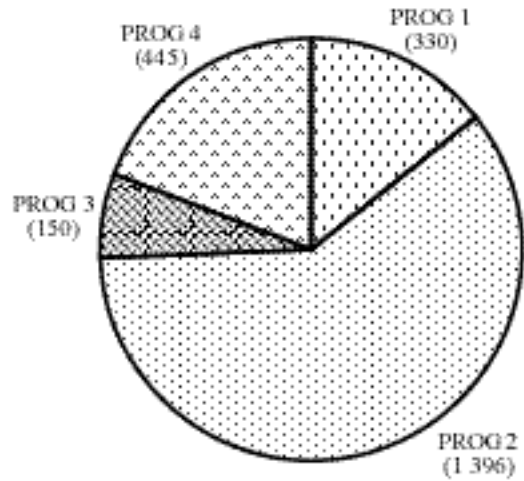
Programme (4)

Provision for 2000–01 is \$12.1 million (8.0%) lower than the revised estimate for 1999–2000. This is mainly due to transfer of financial provision and deletion of 89 posts in 1999–2000 following the re-organisation of municipal services, full-year savings arising from the deletion of another 45 posts in 1999–2000 and four posts in 2000–01 all under the Enhanced Productivity Programme, partly offset by full-year provision for posts created in 1999–2000.

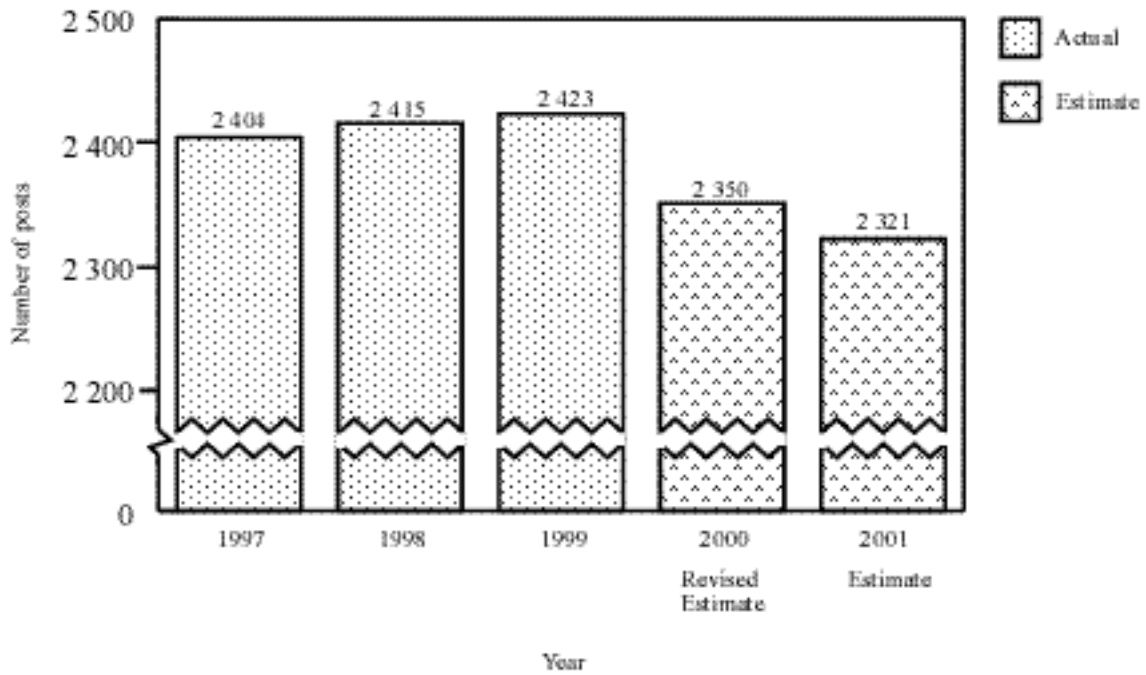
Allocation of provision to programmes (2000-01)



Staff by programme (as at 31 March 2001)



Changes in the size of the establishment (as at 31 March)



Head 22 — AGRICULTURE, FISHERIES AND CONSERVATION DEPARTMENT

Sub-head (Code)	Actual expenditure 1998-99	Approved estimate 1999-2000	Revised estimate 1999-2000	Estimate 2000-01	
	\$'000	\$'000	\$'000	\$'000	
Recurrent Account					
I — Personal Emoluments					
001	Salaries.....	512,238	544,646	524,032	513,744
002	Allowances.....	12,588	13,295	13,371	13,176
007	Job-related allowances.....	8,915	9,189	9,761	9,522
	Total, Personal Emoluments	533,741	567,130	547,164	536,442
III — Departmental Expenses					
149	General departmental expenses.....	99,836	112,899	112,307	121,045
	Total, Departmental Expenses	99,836	112,899	112,307	121,045
V — Subventions					
452	Society for the Prevention of Cruelty to Animals (Hong Kong).....	1,250	1,250	1,250	1,237
455	Network of Aquaculture Centres in Asia and the Pacific.....	78	80	80	80
456	World Wide Fund for Nature (Hong Kong).....	187	192	192	192
522	Subventions to conservation and management of Ramsar site.....	3,173	3,400	3,400	3,230
	Total, Subventions.....	4,688	4,922	4,922	4,739
	Total, Recurrent Account	638,265	684,951	664,393	662,226
Capital Account					
I — Plant, Equipment and Works					
600	Works.....	2,234	6,016	3,746	8,652
603	Plant, vehicles and equipment	—	13,181	11,631	5,431
609	Minor irrigation works in the New Territories (block vote).....	838	1,180	1,180	1,180
610	Minor recreational facilities and roadworks in country parks (block vote).....	7,769	9,200	9,200	9,200
661	Minor plant, vehicles and equipment (block vote).....	5,024	1,726	2,218	2,810
	Total, Plant, Equipment and Works	15,865	31,303	27,975	27,273
II — Other Non-Recurrent					
700	General other non-recurrent.....	24,794	62,069	43,147	49,203
844	Minor conservation projects and studies (block vote).....	2,847	4,320	4,320	4,320
	Total, Other Non-Recurrent.....	27,641	66,389	47,467	53,523
	Total, Capital Account.....	43,506	97,692	75,442	80,796
	Total Expenditure	681,771	782,643	739,835	743,022

Head 22 — AGRICULTURE, FISHERIES AND CONSERVATION DEPARTMENT

Details of Expenditure by Subhead

The estimate of the amount required in 2000–01 for the salaries and expenses of the Agriculture, Fisheries and Conservation Department is \$743,022,000. This represents an increase of \$3,187,000 over the revised estimate for 1999–2000 and of \$61,251,000 on actual expenditure in 1998–99.

Recurrent Account

Personal Emoluments

2 Provision of \$536,442,000 for personal emoluments represents a decrease of \$10,722,000 against the revised estimate for 1999–2000 and takes into account salary increments for existing staff, full-year savings arising from posts deleted in 1999–2000 and expected changes in establishment in 2000–01.

3 The establishment at 31 March 2000 will be 2 350 permanent posts. It is expected that a net 29 permanent posts will be deleted in 2000–01.

4 Subject to certain conditions, the controlling officer may under delegated powers create or delete non-directorate posts during 2000–01, but the notional annual mid-point salary value of all such posts must not exceed \$496,745,000 which will be reduced to \$494,337,000 upon deletion of seven posts in the course of the year.

5 Provision of \$13,176,000 under *Subhead 002 Allowances* is for standard allowances and the following non-standard allowance—

	<i>Rate</i>
post allowance for Survey Officers in the land and engineering streams	monthly allowance equal to the officer's next increment.

6 Provision of \$9,522,000 under *Subhead 007 Job-related allowances* is for standard job-related allowances and the following non-standard job-related allowance—

	<i>Rate</i>
special allowance for forestry fire-fighting crews	\$86 for each 24 hours of continuous stand-by duty plus active fire-fighting duties performed during the stand-by period.

Departmental Expenses

7 Provision of \$121,045,000 under *Subhead 149 General departmental expenses* represents an increase of \$8,738,000 (7.8%) over the revised estimate for 1999–2000. This is mainly due to full-year provision for the continued employment of non-civil service contract staff and provision for recurrent consequences of capital projects completed in 1999–2000.

Subventions

8 Provision of \$1,237,000 under *Subhead 452 Society for the Prevention of Cruelty to Animals (Hong Kong)* is for subventing the Society to meet part of the expenses of collecting and disposing of unwanted and stray dogs, cats and other mammals, public education programmes concerning prevention of cruelty to animals, rabies control and prevention, and activities associated with enforcement of the Prevention of Cruelty to Animals Ordinance (Cap. 169).

9 Provision of \$80,000 under *Subhead 455 Network of Aquaculture Centres in Asia and the Pacific* is to meet Hong Kong's annual contribution towards this organisation which provides technical information on aquaculture productivity, economics and management, and training courses and workshops of direct relevance to the development of aquaculture industries in Hong Kong.

10 Provision of \$192,000 under *Subhead 456 World Wide Fund for Nature (Hong Kong)* is for subventing the World Wide Fund for Nature (Hong Kong) to meet part of the management costs of the Island House education programme and the Educational Mobile Unit.

11 Provision of \$3,230,000 under *Subhead 522 Subventions to conservation and management of Ramsar site* is for subventing non-government organisations to meet part of the expenses in conserving, maintaining, improving and creating habitats, and providing education programmes for the conservation of the Ramsar site at Mai Po and Inner Deep Bay. The decrease of \$170,000 (5.0%) against the revised estimate for 1999–2000 is due to savings identified under the Enhanced Productivity Programme.

Capital Account

Plant, Equipment and Works

12 Provision of \$1,180,000 under *Subhead 609 Minor irrigation works in the New Territories (block vote)* is for a programme to provide irrigation works to assist agricultural development in the New Territories up to a limit of \$700,000 for each project.

Head 22 — AGRICULTURE, FISHERIES AND CONSERVATION DEPARTMENT

13 Provision of \$9,200,000 under *Subhead 610 Minor recreational facilities and roadworks in country parks (block vote)* is for minor works such as fire lookouts, public toilets, shelters and roads up to a limit of \$500,000 for each project, and for building materials for recreational facilities such as barbecue pits, information boards, shelters and outdoor furniture.

14 Provision of \$2,810,000 under *Subhead 661 Minor plant, vehicles and equipment (block vote)* represents an increase of \$592,000 (26.7%) over the revised estimate for 1999–2000. This is mainly due to increased requirement for equipment.

Other Non-Recurrent

15 Provision of \$4,320,000 under *Subhead 844 Minor conservation projects and studies (block vote)* is for conducting conservation, education and management projects and studies, up to a limit of \$2,000,000 each, particularly those in relation to the Ramsar site at Mai Po and Inner Deep Bay.

Head 22 — AGRICULTURE, FISHERIES AND CONSERVATION DEPARTMENT

Capital Account

Commitments

Sub-head (Code)	Item (Code)	Ambit	Approved commitment	Accumulated expenditure to 31.3.99	Revised estimated expenditure for 1999–2000	Balance
			\$'000	\$'000	\$'000	\$'000
600		<i>Works</i>				
	316	Construction of toilet at Tai Tam South.	1,760	1,561	25	174
	327	Construction of toilet at Tai Au Mun, Clear Water Bay Country Park.....	2,100	1,515	249	336
	329	Construction of toilet at Tai Tong, Tai Lam Country Park.....	2,050	1,844	77	129
	331	Improvement of earth path along section one of Wilson Trail.....	1,470	215	100	1,155
	334	Construction of a footpath at Sai Kung West Country Park (Wan Tsai Extension).....	5,000	—	1,690	3,310
	335	Reprovisioning of Tin Fu Tsai Fire Lookout	1,500	—	1,200	300
	336	Construction of three concrete water tanks in Tai Lam Country Park.....	682	371	5	306
	340	Upgrading of Pok Fu Lam Management Centre and provision of Lung Fu Shan Depot	5,212	—	400	4,812
	341	Construction of three concrete water tanks in Tai Lam Country Parks	495	—	—	495
	342	Construction of toilet at Pak Tam Chung Sai Kung West Country Park..	2,360	—	—	2,360
	343	Construction of a drainage system at Shing Mun Arboretum.....	1,700	—	—	1,700
			24,329	5,506	3,746	15,077
603		<i>Plant, vehicles and equipment</i>				
	333	Replacement of radio communication equipment for hill fire fighting.....	5,450	—	5,150	300
	337	A catamaran for the protection and management of Marine Parks and the Plover Cove (Extension) country parks.....	2,100	—	—	2,100
	338	Acquisition of a set of equipment items for testing for harmful chemicals in fresh produce.....	2,981	—	2,881	100
	339	Replacement of the low voltage switchboard at Cheung Sha Wan Wholesale Food Market	3,700	—	3,600	100
	344	Acquisition of a catamaran vessel for the monitoring and investigation of red tide.....	3,000	—	—	3,000
			17,231	—	11,631	5,600
700		<i>General other non-recurrent</i>				
	536	Setting up a marine sanctuary in the Sha Chau and Lung Kwu Chau area...	21,000	6,707	6,300	7,993
	540	Artificial reefs project.....	80,100	13,434	8,300	58,366
	543	Employment of geotechnical consultant to carry out engineer inspections of off road slopes in country parks.....	1,855	1,491	267	97

Head 22 — AGRICULTURE, FISHERIES AND CONSERVATION DEPARTMENT

Capital Account—Cont'd.

Commitments—Cont'd.

Sub-head (Code)	Item (Code)	Ambit	Approved commitment	Accumulated expenditure to 31.3.99	Revised estimated expenditure for 1999–2000	Balance
			\$'000	\$'000	\$'000	\$'000
700		<i>General other non-recurrent— Cont'd.</i>				
	545	Consultancy study on the conservation biology of the finless porpoise in Hong Kong	8,000	2,209	3,600	2,191
	546	Consultancy study on wetland compensation	50,000	1,624	17,000	31,376
	547	Consultancy study on fisheries and marine ecological criteria for assessment of impacts of development projects	4,500	892	1,339	2,269
	552	Consultancy study on red tide for formulating comprehensive management strategies and effective action plans to address red tide problems	4,000	2,277	1,233	490
	554	Consultancy study on the feasibility of developing an off-shore fishing industry for Hong Kong	3,000	—	1,200	1,800
	555	Study on the feasibility of clay application as a red tide mitigation measure	1,300	—	500	800
	556	Promotion of the community's awareness of, and interest in the conservation of Chinese White Dolphins	700	—	100	600
			<u>174,455</u>	<u>28,634</u>	<u>39,839</u>	<u>105,982</u>
		Total	<u><u>216,015</u></u>	<u><u>34,140</u></u>	<u><u>55,216</u></u>	<u><u>126,659</u></u>