

Head 49 — FOOD AND ENVIRONMENTAL HYGIENE DEPARTMENT

Controlling officer: the Director of Food and Environmental Hygiene will account for expenditure under this Head.

Estimate 2001–02..... **\$4,435.8m**

Establishment ceiling 2001–02 (notional annual mid-point salary value) representing an estimated 15 335 non-directorate posts at 31 March 2001 reducing by three posts to 15 332 posts at 31 March 2002..... **\$2,746.1m**

In addition there will be an estimated 14 directorate posts at 31 March 2001 and at 31 March 2002.

Capital Account commitment balance..... **\$30.5m**

Controlling Officer's Report

Programmes

Programme (1) Food Safety and Public Health	This programme contributes to Policy Area 2: Food Supply and Food Safety (Secretary for the Environment and Food).
Programme (2) Environmental Hygiene and Related Services	These programmes contribute to Policy Area 32: Environmental Hygiene (Secretary for the Environment and Food).
Programme (3) Market Management and Hawker Control	
Programme (4) Public Education and Community Involvement	This programme contributes to Policy Area 2: Food Supply and Food Safety (Secretary for the Environment and Food) and Policy Area 32: Environmental Hygiene (Secretary for the Environment and Food).

Detail

Programme (1): Food Safety and Public Health

	1999–2000 (Actual)#	2000–01 (Approved)	2000–01 (Revised)	2001–02 (Estimate)
Financial provision (\$m)	76.2	339.7 (+345.8%)	314.6 (–7.4%)	337.1 (+7.2%)

The actual expenditure for 1999–2000 represents the expenditure for the three months from 1 January 2000 to 31 March 2000.

Aim

2 The aim is to ensure that food available for human consumption is wholesome, hygienic and safe; and to safeguard public health through testing and control of live food animals and effective pest control.

Brief Description

3 The work involves:

- conducting food surveillance at various points of the food chain and taking enforcement actions;
- ensuring pre-packaged food for sale is properly labelled;
- introducing and promoting the Hazard Analysis Critical Control Point (HACCP) approach to ensure food safety;
- conducting risk assessment on food and providing timely information to the public;
- investigating and managing food incidents;
- exercising import control on high-risk food and issuing health certificates for food exports;
- exercising import control on live food animals;
- conducting inspections and tests on live food animals at slaughterhouses and wholesale markets;
- conducting risk assessment on pests affecting public health;
- taking control measures to prevent vector-borne diseases; and
- investigating incidents of vector-borne diseases.

4 The performance targets set for 2000 were satisfactorily achieved.

Head 49 — FOOD AND ENVIRONMENTAL HYGIENE DEPARTMENT

5 The key performance measures are:

Targets

	Target	1999 (Actual)	2000 (Actual)	2001 (Plan)
applications for import of game, meat and poultry to be processed within five working days (%).....	95	—	100	95
applications for import of milk and milk products to be processed within 13 working days (%).....	95	—	100	95
applications for import of frozen confections to be processed within 13 working days (%).....	95	—	100	95
applications for export or re-export food health certificates to be processed within 13 working days (%).....	95	—	100	95
inspecting vehicles carrying vegetables at Man Kam To Food Control Office (% of vehicles).....	95	—	100	95
food surveillance through testing of food samples (no. of food samples tested per 1 000 population per year).....	8	—	8	8
initiating investigation of reports of food unfit for human consumption within 24 hours (%).....	100	—	100	100
initiating investigation of complaints about food labelling within three working days (%).....	100	—	100	100
promoting HACCP amongst food licensees (no. of food licensees approached).....	1 100	—	1 121	1 100
issuing veterinary health certificates for exported food containing animal products within three working days (%).....	95	—	100	95
inspecting vehicles carrying poultry at Man Kam To (% of vehicles).....	95	—	100	95
testing pigs for beta-agonists (% of lots).....	95	—	100	95
initiating pest control measures within 24 hours upon receiving report of vector-borne diseases (%).....	100	—	100	100
dealing with complaints on pest control matters within seven working days (%)..	100	—	100	100

Indicators

	1999 (Actual)	2000 (Actual)	2001 (Estimate)
no. of applications for import of game, meat and poultry	—	3 975	3 900
no. of applications for import of milk and milk products	—	180	180
no. of applications for import of frozen confections.....	—	89	90
no. of export/re-export food health certificates issued.....	—	117	120
no. of vehicles carrying vegetables inspected at Man Kam To Food Control Office	—	79 304	79 000
no. of food samples taken for testing	—	59 991	59 000
no. of labels checked.....	—	55 297	60 000
no. of HACCP seminars/workshops	—	25	25
no. of veterinary health certificates for exported food containing animal products issued	—	76	80
no. of vehicles carrying poultry inspected at Man Kam To	—	20 289	20 000
no. of blood samples taken from poultry for testing of avian influenza H5.....	—	288 540	290 000
no. of pig urine samples taken for testing of beta-agonists	—	60 681	61 000
no. of poison treatments of rodent infestation in building blocks.....	—	44 802	45 000
no. of trappings	—	4 230	4 200

Head 49 — FOOD AND ENVIRONMENTAL HYGIENE DEPARTMENT

	1999 (Actual)	2000 (Actual)	2001 (Estimate)
no. of mosquito breeding places eliminated	—	24 104	24 100
no. of fly breeding places eliminated	—	55 110	55 100
no. of pest control surveys conducted	—	2 140	2 100

Matters Requiring Special Attention in 2001–02

6 During 2001–02, the department will:

- formulate a framework for the labelling of genetically modified food;
- introduce legislative amendments in respect of labelling of food additives and allergic food ingredients;
- put forward a proposal on mandatory food recall;
- strengthen food surveillance for chemical contaminants, biotoxins and viruses in food;
- conduct a study on dietary exposure of secondary school students to dioxin and heavy metals ; and
- set up a reference information system for nutrient values of various food items.

Programme (2): Environmental Hygiene and Related Services

	1999–2000 (Actual)#	2000–01 (Approved)	2000–01 (Revised)	2001–02 (Estimate)
Financial provision (\$m)	597.1	2,564.2 (+329.4%)	2,255.1 (–12.1%)	2,571.3 (+14.0%)

The actual expenditure for 1999–2000 represents the expenditure for the three months from 1 January 2000 to 31 March 2000.

Aim

7 The aim is to provide quality environmental hygiene services and facilities, and, through licensing and regulation of licensed premises, to safeguard public health.

Brief Description

8 The work involves:

- providing efficient and effective public cleansing services including street cleansing, household waste collection, desludging, management and maintenance of public cleansing facilities such as public toilets and refuse collection points;
- licensing and inspecting food premises, and taking law enforcement actions against unlicensed and unhygienic food premises;
- providing meat inspection services at licensed slaughterhouses;
- processing liquor licence applications and servicing the Liquor Licensing Board;
- licensing funeral parlours, private swimming pools, commercial bathhouses, places of public entertainment and offensive trades; and taking law enforcement action in relation to these activities;
- managing cremation and burial facilities including public cemeteries, crematoria and columbaria; and
- abating sanitary nuisances including dripping air-conditioners, water seepage and environmental hygiene blackspots.

9 The performance targets set for 2000 were satisfactorily achieved. Since June 2000, the procedures for handling water seepage complaints have been streamlined with a view to introducing a more effective mechanism to tackle the environmental nuisances. A streamlined procedure was also implemented for processing applications for restaurant licences in June 2000. The performance pledges for the licensing services have been revised accordingly.

10 The key performance measures are:

Targets

	Target	1999 (Actual)	2000 (Actual)	2001 (Plan)
<i>Cleansing</i>				
main roads with 1st round street sweeping services completed before 9:00 a.m. (%)	97	—	97	98

Head 49 — FOOD AND ENVIRONMENTAL HYGIENE DEPARTMENT

	Target	1999 (Actual)	2000 (Actual)	2001 (Plan)
public toilets provided with toilet attendant service (during day-time) (%)	45	—	45	60
<i>Licensing of food premises</i>				
cases where Letters of Requirements for restaurant licences will be issued within six working days after Application Vetting Panel meeting (%)	98	—	99	99
cases where food business licences will be issued within seven working days upon confirmation of compliance (%)	98	—	99	99
cases where provisional licences for restaurant and other food premises will be issued within seven working days upon receipt of acceptable Certificate of Compliance (%)	98	—	99	99
cases where liquor licences will be issued within five working days upon approval by Liquor Licensing Board and issue of restaurant licence by licensing office (%)	98	—	99	99
<i>Licensing of funeral parlours, private swimming pools, commercial bathhouses, offensive trades, places of public entertainment</i>				
cases where Letters of Requirements will be issued within seven working days upon clearance with concerned departments (%) ...	98	—	99	99
cases where licences will be issued within seven working days upon confirmation of compliance (%) ...	98	—	99	99
<i>Cemeteries and crematoria</i>				
cases where an applicant may book a cremation session within 15 days (%)	98	—	100	98
cases where burial spaces may be allocated on the day of receipt of application (%)	98	—	100	98

Indicators

	1999 (Actual)	2000 (Actual)	2001 (Estimate)
total amount of refuse collected (tonnes)	—	2 180 598	2 212 000
total amount of sludge collected by gully emptiers (tonnes) ...	—	17 123	17 000
no. of restaurant licences	—	9 117	9 600
no. of other food-related licences (e.g. liquor, food factory, bakery)	—	12 418	12 600
no. of restricted food permits (e.g. sushi and milk)	—	5 095	5 100
no. of applications for food business licences	—	2 613	2 500
no. of applications for restricted food permits	—	1 001	1 000
no. of inspections to food premises	—	485 107	485 000
no. of raids against illegal slaughtering	—	233	220
no. of prosecutions against food premises			
licensed	—	5 494	5 500
unlicensed	—	4 911	5 000
no. of food business licences suspended/cancelled	—	355	350
no. of courses/seminars to promote Hygiene Manager Scheme †	—	—	40
no. of applications for licences in respect of private swimming pools, places of public entertainment etc	—	74	75

Head 49 — FOOD AND ENVIRONMENTAL HYGIENE DEPARTMENT

	1999 (Actual)	2000 (Actual)	2001 (Estimate)
no. of inspections conducted in respect of private swimming pools, places of public entertainment etc.....	—	13 400	13 400
no. of burials			
coffin	—	1 535	1 530
urn	—	785	780
no. of cremations			
body	—	27 113	27 800
skeletal.....	—	5 001	5 200
no. of exhumation permits issued	—	7 607	7 500

† New indicator as from 2001.

Matters Requiring Special Attention in 2001–02

11 During 2001–02, the department will:

- in support of Clean Hong Kong, implement intensive district-based operations to achieve comprehensive and visible improvements in environmental hygiene, improve overall standard of cleanliness in public areas and public toilets, enhance services for removal of illegal bills and posters;
- step up enforcement actions against littering offences;
- increase number of waste separation bins to promote waste separation;
- implement a revamped inspection system for food premises;
- strengthen the control of unlicensed food premises and food premises which pose immediate health hazards;
- implement a Hygiene Manager Scheme in food business; and
- streamline licensing process for food premises other than restaurants.

Programme (3): Market Management and Hawker Control

	1999–2000 (Actual)#	2000–01 (Approved)	2000–01 (Revised)	2001–02 (Estimate)
Financial provision (\$m)	367.3	1,521.7 (+314.3%)	1,431.1 (–6.0%)	1,487.6 (+3.9%)

The actual expenditure for 1999–2000 represents the expenditure for the three months from 1 January 2000 to 31 March 2000.

Aim

12 The aim is to maintain a clean and hygienic environment in public markets and to control on-street hawking activities.

Brief Description

13 The work involves:

- managing and maintaining public markets;
- inspecting markets to ensure cleanliness and compliance with tenancy requirements and conditions;
- controlling and containing on-street hawking activities and obstruction caused by shop extensions;
- managing licensed hawker pitches, hawker permitted places and hawker bazaars; and
- taking enforcement actions.

14 The performance targets set for 2000 were generally achieved. A working group was set up in July 2000 to review the mechanism for market stall rental adjustment and other related matters, including duration of tenancy agreement, letting arrangements, succession and transfer of stalls.

15 The key performance measures are:

Targets

	Target	1999 (Actual)	2000 (Actual)	2001 (Plan)
markets with common parts cleansed at least three times a day (%)	100	—	100	100

Head 49 — FOOD AND ENVIRONMENTAL HYGIENE DEPARTMENT

	Target	1999 (Actual)	2000 (Actual)	2001 (Plan)
stalls let (%)	84	—	84	84
response time to deal with complaints of illegal hawking in built-up areas (minutes).....	30	—	27	27

Indicators

	1999 (Actual)	2000 (Actual)	2001 (Estimate)
no. of licensed hawkers			
fixed pitch hawkers	—	8 085	7 850
itinerant hawkers	—	1 147	1 050
estimated number of unlicensed hawkers	—	4 485	4 400
no. of raids by Hawker Control Teams	—	89 325	89 000
no. of joint operations against illegal hawking with other departments	—	1 070	1 100
no. of hawker blackspots	—	83	80
no. of hawker licences cancelled.....	—	359	350

Matters Requiring Special Attention in 2001–02

16 During 2001–02, the department will:

- continue with the review on the mechanism for market stall rental adjustments; and
- review the construction and management of public markets.

Programme (4): Public Education and Community Involvement

	1999–2000 (Actual)#	2000–01 (Approved)	2000–01 (Revised)	2001–02 (Estimate)
Financial provision (\$m)	10.7	40.9 (+282.2%)	39.5 (–3.4%)	39.8 (+0.8%)

The actual expenditure for 1999–2000 represents the expenditure for the three months from 1 January 2000 to 31 March 2000.

Aim

17 The aim is to promote food safety and the maintenance of a hygienic environment through partnership with the community and a multi-media publicity campaign.

Brief Description

18 The work involves:

- enhancing public awareness of the importance of food safety and empowering consumers to make informed choices;
- educating the public on their responsibility in maintaining a clean and hygienic living environment;
- organising targeted public education and publicity programmes to mobilise community involvement in and support for Clean Hong Kong activities; and
- building a corporate image for the department.

19 The performance targets set for 2000 were generally achieved. A multi-media publicity package to promote Clean Hong Kong was launched in December 2000. To dovetail operational efforts of the department, District Councils and community groups were invited to take part in Clean Hong Kong activities. They also organised their own clean-up activities through the District Council subsidy and Clean Hong Kong funding schemes. A new school package covering both environmental hygiene and food safety topics was launched. To better reflect the functions of the department, the Health Education Exhibition and Resource Centre underwent a major revamp. It was reopened in January 2001 with a new set of exhibits on the work of the department.

20 The key performance measures are:

Head 49 — FOOD AND ENVIRONMENTAL HYGIENE DEPARTMENT

Targets

	Target	1999 (Actual)	2000 (Actual)	2001 (Plan)
no. of organisations approached for organising community involvement programmes	25	—	25	30
no. of schools approached	100	—	100	100
response to requests for information/talks on food safety and environmental hygiene (% within one week)	100	—	100	100
advertising campaign	1	—	1	1

Indicators

	1999 (Actual)	2000 (Actual)	2001 (Estimate)
no. of community involvement programmes	—	20	20
no. of seminars for general public	—	25	25
no. of outreaching programmes targeted at schools	—	20	20
no of school talks	—	100	100
series of TV Announcements in the Public Interest.....	—	1	1
series of radio Announcements in the Public Interest.....	—	1	1

Matters Requiring Special Attention in 2001–02

21 During 2001–02, the department will:

- educate the public on their role in and responsibility for ensuring food safety;
- organise a programme of community involvement activities to enlist public support for maintaining a clean and hygienic living environment;
- launch a multi-media campaign and publicity programme to promote Clean Hong Kong messages; and
- conduct a survey to assess the awareness of Clean Hong Kong messages and activities.

Head 49 — FOOD AND ENVIRONMENTAL HYGIENE DEPARTMENT

ANALYSIS OF FINANCIAL PROVISION

Programme	1999-2000 (Actual)# (\$m)	2000-01 (Approved) (\$m)	2000-01 (Revised) (\$m)	2001-02 (Estimate) (\$m)
(1) Food Safety and Public Health.....	76.2	339.7	314.6	337.1
(2) Environmental Hygiene and Related Services	597.1	2,564.2	2,255.1	2,571.3
(3) Market Management and Hawker Control..	367.3	1,521.7	1,431.1	1,487.6
(4) Public Education and Community Involvement.....	10.7	40.9	39.5	39.8
	1,051.3	4,466.5 (+324.9%)	4,040.3 (-9.5%)	4,435.8 (+9.8%)

The actual expenditure for 1999-2000 represents the expenditure for the three months from 1 January 2000 to 31 March 2000.

Analysis of Financial and Staffing Provision

Programme (1)

Provision for 2001-02 is \$22.5 million (7.2%) higher than the revised estimate for 2000-01. This is mainly due to salary increments for existing staff, creation of 19 posts and additional provision for operating the food research laboratory, strengthening food surveillance, formulating a framework for the labelling of genetically modified food, and enforcing control on agricultural and veterinary chemical residues in products of food animals.

Programme (2)

Provision for 2001-02 is \$316.2 million (14.0%) higher than the revised estimate for 2000-01. This is mainly due to salary increments for existing staff, additional provision for providing cleansing services to newly developed areas and enhancing the cleanliness of Hong Kong and the replacement of vehicles for environmental hygiene services.

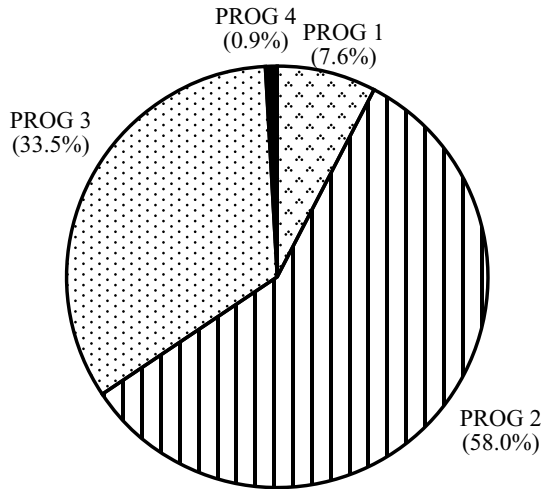
Programme (3)

Provision for 2001-02 is \$56.5 million (3.9%) higher than the revised estimate for 2000-01. This is mainly due to salary increments for existing staff, the full-year provision for new markets and market air-conditioning works completed in 2000-01 and additional provision for enhancing the cleanliness of public markets. The staffing requirement will be reduced by 22 posts.

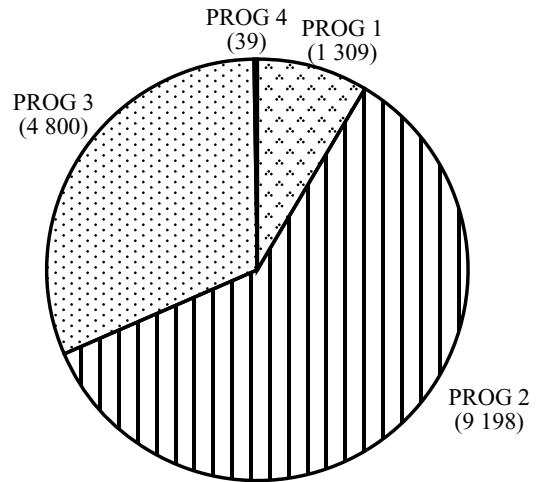
Programme (4)

Provision for 2001-02 is \$0.3 million (0.8%) higher than the revised estimate for 2000-01. This is mainly due to salary increments for existing staff.

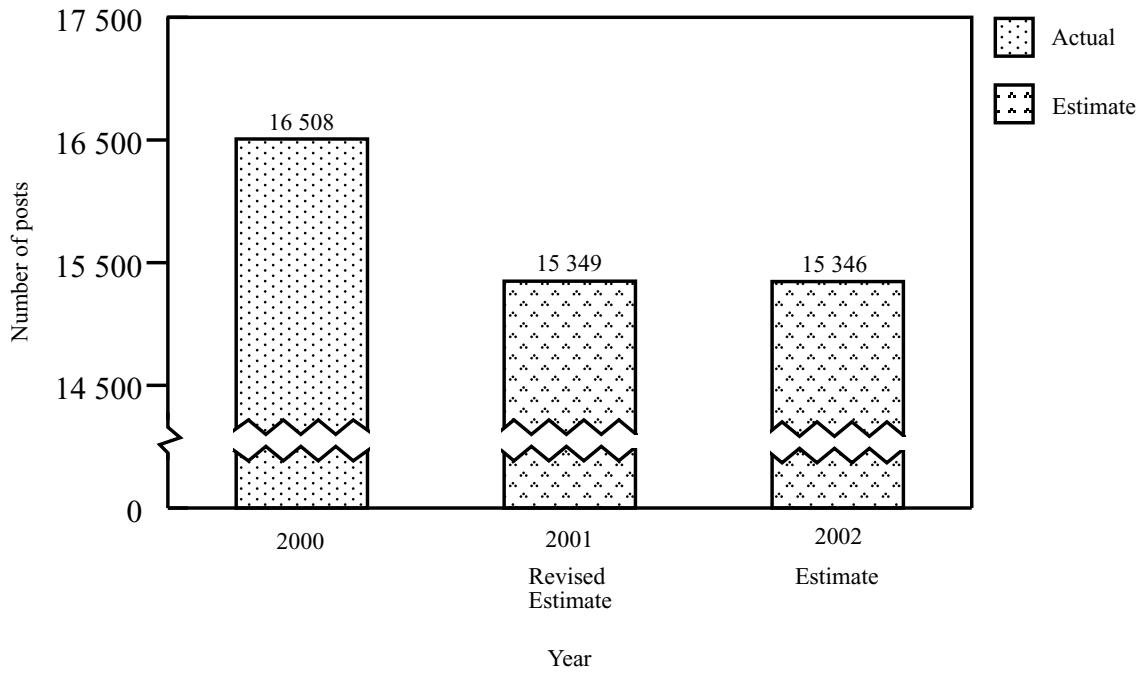
Allocation of provision to programmes (2001-02)



Staff by programme (as at 31 March 2002)



Changes in the size of the establishment (as at 31 March)



Head 49 — FOOD AND ENVIRONMENTAL HYGIENE DEPARTMENT

Sub-head (Code)		Actual expenditure 1999–2000#	Approved estimate 2000–01	Revised estimate 2000–01	Estimate 2001–02
		\$' 000	\$' 000	\$' 000	\$'000
Recurrent Account					
I — Personal Emoluments					
001	Salaries.....	755,937	3,130,311	2,935,000	2,980,000
002	Allowances.....	18,776	91,100	55,150	62,000
007	Job-related allowances.....	32,067	136,900	118,000	118,622
	Total, Personal Emoluments	<u>806,780</u>	<u>3,358,311</u>	<u>3,108,150</u>	<u>3,160,622</u>
III — Departmental Expenses					
149	General departmental expenses.....	203,992	1,017,347	880,000	1,148,056
	Total, Departmental Expenses	<u>203,992</u>	<u>1,017,347</u>	<u>880,000</u>	<u>1,148,056</u>
	Total, Recurrent Account	<u>1,010,772</u>	<u>4,375,658</u>	<u>3,988,150</u>	<u>4,308,678</u>
Capital Account					
I — Plant, Equipment and Works					
603	Plant, vehicles and equipment.....	—	3,600	9	5,625
661	Minor plant, vehicles and equipment (block vote).....	8,291	77,117	46,000	119,526
	Total, Plant, Equipment and Works	<u>8,291</u>	<u>80,717</u>	<u>46,009</u>	<u>125,151</u>
II — Other Non-Recurrent					
700	General other non-recurrent.....	32,225	10,167	6,093	1,950
	Total, Other Non-Recurrent.....	<u>32,225</u>	<u>10,167</u>	<u>6,093</u>	<u>1,950</u>
	Total, Capital Account.....	<u>40,516</u>	<u>90,884</u>	<u>52,102</u>	<u>127,101</u>
	Total Expenditure	<u><u>1,051,288</u></u>	<u><u>4,466,542</u></u>	<u><u>4,040,252</u></u>	<u><u>4,435,779</u></u>

The actual expenditure for 1999–2000 represents the expenditure for the three months from 1 January 2000 to 31 March 2000.

Head 49 — FOOD AND ENVIRONMENTAL HYGIENE DEPARTMENT

Details of Expenditure by Subhead

The estimate of the amount required in 2001–02 for the salaries and expenses of the Food and Environmental Hygiene Department is \$4,435,779,000. This represents an increase of \$395,527,000 over the revised estimate for 2000–01 and of \$3,384,491,000 over actual expenditure in 1999–2000.

Recurrent Account

Personal Emoluments

2 Provision of \$3,160,622,000 for personal emoluments represents an increase of \$52,472,000 over the revised estimate for 2000–01.

3 The establishment at 31 March 2001 will be 15 348 permanent posts and one supernumerary post. It is expected that a net three permanent posts will be deleted and one supernumerary post will be reviewed in 2001–02.

4 Subject to certain conditions, the controlling officer may under delegated powers create or delete non-directorate posts during 2001–02, but the notional annual mid-point salary value of all such posts must not exceed \$2,746,093,000.

5 Provision of \$62,000,000 under *Subhead 002 Allowances* is for standard allowances. The increase of \$6,850,000 (12.4%) over the revised estimate for 2000–01 is mainly due to lower than average expenditure on typhoon allowances and rain storm black warning allowances in 2000–01.

6 Provision of \$118,622,000 under *Subhead 007 Job-related allowances* is for standard job-related allowances.

Departmental Expenses

7 Provision of \$1,148,056,000 under *Subhead 149 General departmental expenses* represents an increase of \$268,056,000 (30.5%) over the revised estimate for 2000–01. This is mainly due to the full-year provision for new facilities commissioned in 2000–01 and for outsourcing cleansing services, and additional provision for enhancing food safety and the cleanliness of Hong Kong.

Capital Account

Plant, Equipment and Works

8 Provision of \$119,526,000 under *Subhead 661 Minor plant, vehicles and equipment (block vote)* represents an increase of \$73,526,000 (159.8%) over the revised estimate for 2000–01. This is mainly due to increased requirement for replacement of vehicles for environmental hygiene services.

Head 49 — FOOD AND ENVIRONMENTAL HYGIENE DEPARTMENT

Capital Account

Commitments

Sub-head (Code)	Item (Code)	Ambit	Approved commitment	Accumulated expenditure to 31.3.2000	Revised estimated expenditure for 2000-01	Balance
			\$ 000	\$ 000	\$ 000	\$ 000
603		<i>Plant, vehicles and equipment</i>				
	004	On-board monitoring and weighing devices for refuse collection and mechanised cleansing vehicles	3,600	—	9	3,591
	005	On-board monitoring devices for special purpose vehicles – Phase II	2,625	—	—	2,625
			6,225	—	9	6,216
700		<i>General other non-recurrent</i>				
	001	Ex-gratia payments to cooked food hawker licencees	6,900	60	300	6,540
	002	Ex-gratia payment under Itinerant Hawker Licence Compulsory Deletion Policy	19,200	390	1,020	17,790
			26,100	450	1,320	24,330
		Total	32,325	450	1,329	30,546