

Head 118 — PLANNING DEPARTMENT

Controlling officer: the Director of Planning will account for expenditure under this Head.

Estimate 2001–02.....	\$447.2m
Establishment ceiling 2001–02 (notional annual mid-point salary value) representing an estimated 822 non-directorate posts at 31 March 2001 reducing by five posts to 817 posts at 31 March 2002.....	\$287.1m
In addition there will be an estimated 30 directorate posts at 31 March 2001 and at 31 March 2002.	
Capital Account commitment balance	\$39.2m

Controlling Officer's Report

Programmes

<p>Programme (1) Territorial and Sub-regional Planning</p>	<p>This programme contributes to Policy Area 21: Transport (Secretary for Transport), Policy Area 22: Buildings, Lands and Planning (Secretary for Planning and Lands) and Policy Area 31: Housing (Secretary for Housing).</p>
<p>Programme (2) District Planning</p>	<p>These programmes contribute to Policy Area 22: Buildings, Lands and Planning (Secretary for Planning and Lands).</p>
<p>Programme (3) Ordinance Review</p>	
<p>Programme (4) Town Planning Information Services</p>	
<p>Programme (5) Technical Services</p>	

Detail

Programme (1): Territorial and Sub-regional Planning

	1999–2000 (Actual)	2000–01 (Approved)	2000–01 (Revised)	2001–02 (Estimate)
Financial provision (\$m)	114.1	114.1 (0.0%)	115.1 (+0.9%)	110.9 (–3.6%)

Aim

2 The aim is to provide guidance and direction for long-term future development and investment in Hong Kong through the formulation, monitoring and revision of territorial and sub-regional planning policies and development strategies for the territory.

Brief Description

3 The Strategic Planning Section, the Sub-regional Planning Section and the Planning Standards and Studies Section of the Territorial and Sub-regional Planning Branch are responsible for the preparation and review of territorial and sub-regional development strategies. The Housing and Land Supply Section and the Housing Task Force Section are responsible for matters contributing to flat production and matters relating to the implementation of the recommendations of the Steering Committee on Land Supply for Housing (HOUSCOM). Their work involves:

- preparation and revision of the Territorial Development Strategy;
- formulation and revision of planning standards and guidelines;
- carrying out planning studies and research at territorial and sub-regional levels;
- preparation and revision of the sub-regional development strategies;
- conducting site searches for territorial and sub-regional facilities;
- formulation and revision of the Port Development Strategy;
- undertaking research, analysis and studies to establish past trends and forecast future development directions to guide development and investment in Hong Kong;
- undertaking studies to assess the future housing demand and land supply, and redevelopment potential in the territory; and
- providing planning inputs on all matters relating to the delivery of housing sites for development.

4 In 2000, the department completed stages 1 and 2 of the feasibility study for additional cross-boundary road links, the consultancy study on “Sustainable Development for the 21st Century” and the sub-regional development strategy reviews for Southeast and Southwest New Territories. A new round of review of the Territorial Development Strategy,

Head 118 — PLANNING DEPARTMENT

which has subsequently been re-titled as ‘Hong Kong 2030: Planning Vision and Strategy’ has commenced. The department was also heavily engaged in maintaining the momentum of its work on other sub-regional development strategies and in monitoring the demand and supply of housing land. Management of various consultancy studies, undertaking associated public consultation exercises and providing inputs to strategic and related studies by other government departments also took up substantial staff time and resources. As a result, a number of planning studies and surveys had to be entrusted to consultants.

5 The key performance measures in respect of territorial and sub-regional planning are:

Indicators

	1999 (Actual)	2000 (Actual)	2001 (Estimate)
surveys, reports, papers and study projects conducted and produced for territorial and sub-regional planning strategies including development statements	272	475	400
forecasts, reports and papers produced relating to matters on population distribution, housing and land supply	256	398	380
site searches conducted for uses of territorial and sub-regional significance	32	35	25
planning standards and guidelines formulated or revised	5	10	10

Matters Requiring Special Attention in 2001–02

6 During 2001–02, the department will:

- continue its work on formulating an up-to-date Territorial Development Strategy, called ‘Hong Kong 2030: Planning Vision and Strategy’, to provide a framework for guiding the physical development of Hong Kong up to year 2030;
- assess the future housing demand and land supply for housing;
- review the industrial and agricultural zones and identify suitable alternative uses where appropriate;
- monitor the supply of long-term housing sites/areas in the HOUSCOM 13-year flat production programme;
- complete Stage II of the Review of Metroplan Study and the related Kowloon Density Study Review, including the Harbour Plan; and
- manage three planning studies respectively on Landscape Value Mapping of Hong Kong, Planning for Pedestrians, and Focus Study on Aberdeen Harbour.

Programme (2): District Planning

	1999–2000 (Actual)	2000–01 (Approved)	2000–01 (Revised)	2001–02 (Estimate)
Financial provision (\$m)	227.5	231.5 (+1.8%)	236.1 (+2.0%)	239.3 (+1.4%)

Aim

7 The aim is to provide a rational pattern of land use to promote and direct development in the different parts of the territory and to execute statutory and non-statutory town planning functions.

Brief Description

8 The District Planning Offices, the Metro Group Section, the New Territories Headquarters and the Urban Renewal Division of the District Planning Branch undertake forward planning, development control and planning for urban renewal in various planning districts. The Central Enforcement and Prosecution Section enforces the Town Planning Ordinance. The Town Planning Board (TPB) Section provides technical and secretarial services to the TPB and its sub-committees. Their work involves:

- preparing and revising statutory and non-statutory plans in the territory;
- processing objections to statutory plans;
- processing planning applications and reviews;
- preparing planning briefs, planning studies, reports and programmes;
- conducting site searches for uses of district and local significance;
- processing other development proposals including schemes and projects of the Land Development Corporation (LDC) or the future Urban Renewal Authority (URA);

Head 118 — PLANNING DEPARTMENT

- liaising with the LDC or the future URA and other redevelopment agencies on urban renewal matters and providing input to the formulation of an urban renewal policy and strategy;
- undertaking enforcement and prosecution action against unauthorised development under the Town Planning Ordinance;
- providing planning input to the coordinated effort of tackling the problems of unauthorised developments and other non-conforming land uses in the New Territories;
- co-ordinating all submissions to the TPB, its sub-committees and the Executive Council; and
- handling planning appeals and judicial reviews relating to statutory planning procedures.

9 In 2000, the department concentrated its efforts in dealing with a large number of objections to statutory plans and planning applications. Work on enforcement and prosecution against unauthorised developments continued, with 450 enforcement notices issued, and 26 defendants in respect of 17 cases successfully convicted. The department proactively assisted the Planning and Lands Bureau (PLB) in the formulation of the urban renewal strategy for the implementation of urban renewal projects and the establishment of the URA.

10 The key performance measures in respect of district planning are:

Targets

	Target	1999 (Actual)	2000 (Actual)	2001 (Plan)
applications for amendments to statutory plans processed within 3 months (%).....	85	94	100	85
outcome of applications for minor amendments to approved schemes notified in writing within 6 weeks (%)...	85	95	100	85
written notification of decision on applicant's submission in relation to master layout plan for the purpose of s.4A(3) of the Town Planning Ordinance issued within 6 weeks (%).....	90	100	100	90
written notification of decision on applicant's submission for the purpose of compliance with approval conditions imposed by TPB issued within 6 weeks (%).....	85	97	99	85
development proposals processed within 3 months (%).....	90	100	100	90
complaints on alleged unauthorised development investigated within 4 weeks (%).....	90	100	99	90

Indicators

	1999 (Actual)	2000 (Actual)	2001 (Estimate)
statutory plans submitted/gazetted and applications for amendments to statutory plans processed.....	268	235	260
objections to statutory plans processed.....	3 631	220	750
applications for minor amendments to approved schemes processed.....	20	50	90
development proposals, non-statutory plans, planning briefs and district planning studies produced or revised.....	649	577	690
site searches conducted for uses of district or local significance.....	101	39	80
planning applications processed.....	822	967	1 150
reviews handled.....	60	70	100
Town Planning Appeal Board cases handled.....	5	5	5
lease conditions/modifications, short term tenancies/waivers processed.....	1 385	1 238	1 240
reports on alleged unauthorised development investigated.....	834	961	650
warning letters and enforcement/stop/reinstatement notices issued.....	1 071	660	750
unauthorised developments discontinued/regularised.....	500	377	350
prosecutions/reviews in magistracy and appeals handled.....	45	18	25
judicial reviews handled.....	1	1	2

Head 118 — PLANNING DEPARTMENT

Matters Requiring Special Attention in 2001–02

11 During 2001–02, the department will:

- produce plans to guide development in the new towns, the strategic growth areas, the new urban reclamation areas, the new tourism areas, the existing main urban areas and the rural areas;
- revise existing district plans to meet changing requirements and to achieve the objectives defined in the Territorial Development Strategy and sub-regional development strategies;
- continue with enforcement action against unauthorised developments in the rural New Territories; and
- assist in the setting up of the URA.

Programme (3): Ordinance Review

	1999–2000 (Actual)	2000–01 (Approved)	2000–01 (Revised)	2001–02 (Estimate)
Financial provision (\$m)	4.6	5.1 (+10.9%)	5.1 (0.0%)	4.8 (–5.9%)

Aim

12 The aim is to keep the Town Planning Ordinance (TPO) under review and initiate amendments to achieve a more open and efficient planning system and better development control in keeping with changing needs and circumstances.

Brief Description

13 The Ordinance Review Unit of the Technical Services Division is responsible for keeping the TPO under review. This work involves:

- reviewing the existing statutory planning system and practice;
- formulating proposals and preparing drafting instructions for any amendments to the existing TPO;
- undertaking work related to the Town Planning Bill; and
- carrying out public consultation and briefings on this matter.

14 In February 2000, the department in collaboration with the PLB introduced the Town Planning Bill into the Legislative Council (LegCo). A series of briefings on the Bill for key stakeholders and various planning-related statutory and non-statutory bodies were held. As there was insufficient time for the Bills Committee to complete consideration of the Bill in the 1999–2000 LegCo session, the Bills Committee was dissolved in May 2000. The Bill is currently being reviewed in the light of the comments received from the Bills Committee and the public before re-introducing into the LegCo.

15 The key performance measures in respect of ordinance review are:

Indicators

	1999 (Actual)	2000 (Actual)	2001 (Estimate)
papers and proposals prepared for the Town Planning Bill and amendments to the TPO.....	33	31	20
public briefings on the Town Planning Bill and amendments to the TPO	13	15	10
analyses on the submissions on the Town Planning Bill and amendments to the TPO	8	33	10

Matters Requiring Special Attention in 2001–02

16 During 2001–02, the department will:

- review the provisions of the Town Planning Bill in the light of the comments received;
- prepare for the re-introduction of the Bill, together with its subsidiary legislation, into the LegCo; and
- prepare statutory notices and forms prescribed under the Bill as well as guidance notes, guidelines and information brochures for future implementation of the Bill.

Head 118 — PLANNING DEPARTMENT

Programme (4): Town Planning Information Services

	1999–2000 (Actual)	2000–01 (Actual)	2000–01 (Revised)	2001–02 (Estimate)
Financial provision (\$m)	18.2	23.7 (+30.2%)	20.5 (–13.5%)	21.3 (+3.9%)

Aim

17 The aim is to enhance public awareness of planning matters and to facilitate dissemination of planning information to the public.

Brief Description

18 The Planning Information and Technical Administration Unit of the Technical Services Division is responsible for the provision of town planning information services. This work involves:

- compiling, updating and revising planning information records;
- handling public enquiries on planning matters;
- formulating the department's publicity programme and overseeing its implementation; and
- dealing with queries and complaints from public bodies and the general public.

19 In 2000, the targets laid down in the department's Performance Pledges were generally achieved.

20 The key performance measures in respect of town planning information services are:

Targets

	Target	1999 (Actual)	2000 (Actual)	2001 (Plan)
straightforward written enquiries handled within 10 days (%).....	95	99	98	95
complicated written enquiries handled within 3 weeks (%).....	85	99	98	85
straightforward oral enquiries handled at once (%).....	95	100	100	95
complicated oral enquiries handled within 3 working days (%).....	95	100	100	95

Indicators

	1999 (Actual)	2000 (Actual)	2001 (Estimate)
written enquiries handled.....	1 027	966	1 050
oral enquiries handled.....	13 089	9 885	10 615
media enquiries handled.....	1 291	813	1 070
briefings on planning matters.....	180	175	215
information pamphlets/booklets published.....	50	23	40
hits on the website of the Planning Department.....	709 612	1 267 666	1 200 000

Matters Requiring Special Attention in 2001–02

21 During 2001–02, the department will:

- handle public enquiries in accordance with the Performance Pledges and the Code on Access to Information; and
- organise activities and produce publications to enhance public awareness of town planning in Hong Kong and to facilitate dissemination of planning information.

Programme (5): Technical Services

	1999–2000 (Actual)	2000–01 (Approved)	2000–01 (Revised)	2001–02 (Estimate)
Financial provision (\$m)	53.1	68.8 (+29.6%)	63.8 (–7.3%)	70.9 (+11.1%)

Head 118 — PLANNING DEPARTMENT

Aim

22 The aim is to provide technical services and training opportunities to various sections and staff in the department, with a view to enhancing the quality of planning work.

Brief Description

23 The Training Unit of the Departmental Administration Division, the Computer Systems and Services Unit and the Planning Information and Technical Administration Unit of the Technical Services Division provide services on training, information systems and technical administration. The Transport Studies Unit, the Central Data Unit, the Urban Design Unit and the Landscape Planning Unit provide services in relation to transport, statistical data and urban design aspects respectively. Their work involves:

- providing in-service training and arranging local and overseas training courses/seminars/conferences;
- formulating the department's computerisation and information technology strategies and overseeing their implementation;
- providing technical administrative services through the preparation and revision of technical circulars, planning manual, practice notes, and papers and reports regarding technical planning matters;
- conducting land use-transport model tests and evaluating the transport performance of development options/proposals in the course of the formulation of territorial, sub-regional and district plans;
- collecting and collating data for the production of demographic, employment and other estimates and forecasts to facilitate territorial, sub-regional and district planning studies; and
- providing urban design and landscape planning inputs for development planning.

24 In 2000, the objectives and targets of this programme were generally met.

25 The key performance measures in respect of technical services are:

Indicators

	1999 (Actual)	2000 (Actual)	2001 (Estimate)
local and overseas courses/seminars/conferences organised...	146	141	135
information technology projects/information systems implemented or enhanced and related papers prepared.....	158	203	190
special surveys, planning data forecasts and land use—transport studies carried out and reports produced	54	64	50
urban design/landscape planning studies, reports, layout plans produced/revised and inputs provided on development proposals or departmental plans.....	3 176	3 580	3 550

Matters Requiring Special Attention in 2001–02

26 During 2001–02, the department will:

- focus its efforts in providing training on six major aspects: management, language, enforcement of planning control, public consultation techniques, geographical information system and legal knowledge;
- continue to implement the recommendations of the departmental business study to improve the planning system and planning services to the community;
- examine further opportunities for electronic delivery of planning services, in particular the receipt and processing of planning applications; and
- further improve the assessment of land use—transport interaction of developments including the production of appropriate population and employment forecasts and incorporation of the cross-boundary transport forecasting features into the existing transport models.

Head 118 — PLANNING DEPARTMENT

ANALYSIS OF FINANCIAL PROVISION

Programme	1999–2000 (Actual) (\$m)	2000–01 (Approved) (\$m)	2000–01 (Revised) (\$m)	2001–02 (Estimate) (\$m)
(1) Territorial and Sub-regional Planning.....	114.1	114.1	115.1	110.9
(2) District Planning	227.5	231.5	236.1	239.3
(3) Ordinance Review.....	4.6	5.1	5.1	4.8
(4) Town Planning Information Services.....	18.2	23.7	20.5	21.3
(5) Technical Services.....	53.1	68.8	63.8	70.9
	417.5	443.2 (+6.2%)	440.6 (–0.6%)	447.2 (+1.5%)

Analysis of Financial and Staffing Provision

Programme (1)

Provision for 2001–02 is \$4.2 million (3.6%) lower than the revised estimate for 2000–01. This is mainly due to the deletion of five posts under the Enhanced Productivity Programme and the redeployment of two posts to the Housing Bureau to strengthen their Research and Planning Division, partly offset by the creation of four posts in 2001–02 for implementation of the Railway Development Strategy 2000.

Programme (2)

Provision for 2001–02 is \$3.2 million (1.4%) higher than the revised estimate for 2000–01. This is mainly due to salary increments for existing staff and additional cashflow requirements for capital projects, partly offset by deletion of two posts under the Enhanced Productivity Programme.

Programme (3)

Provision for 2001–02 is \$0.3 million (5.9%) lower than the revised estimate for 2000–01. This is mainly due to reduced expenditure as the Town Planning Bill is being reviewed for re-introduction into the LegCo.

Programme (4)

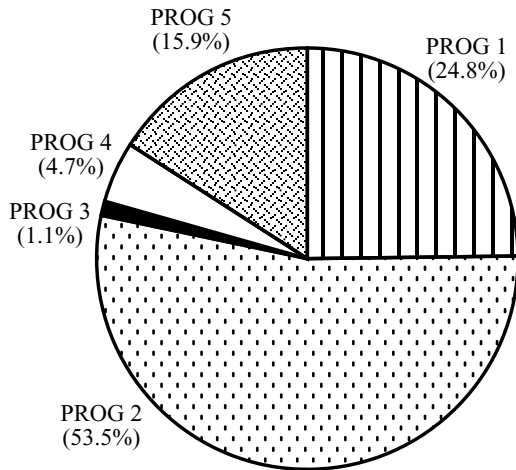
Provision for 2001–02 is \$0.8 million (3.9%) higher than the revised estimate for 2000–01. This is mainly due to an increase in publicity and consultation activities in relation to planning studies.

Programme (5)

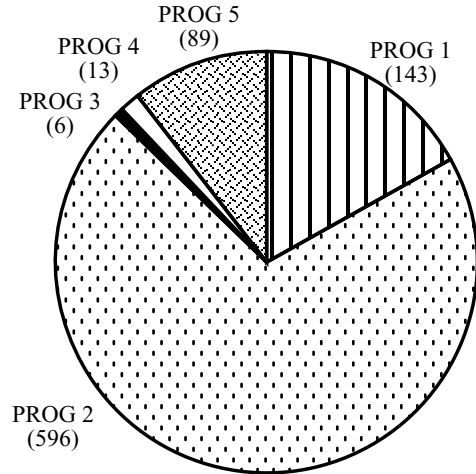
Provision for 2001–02 is \$7.1 million (11.1%) higher than the revised estimate for 2000–01. This is mainly due to an increased requirement for rental of telecommunication lines, maintenance and consumables of computer systems.

Head 118 — PLANNING DEPARTMENT

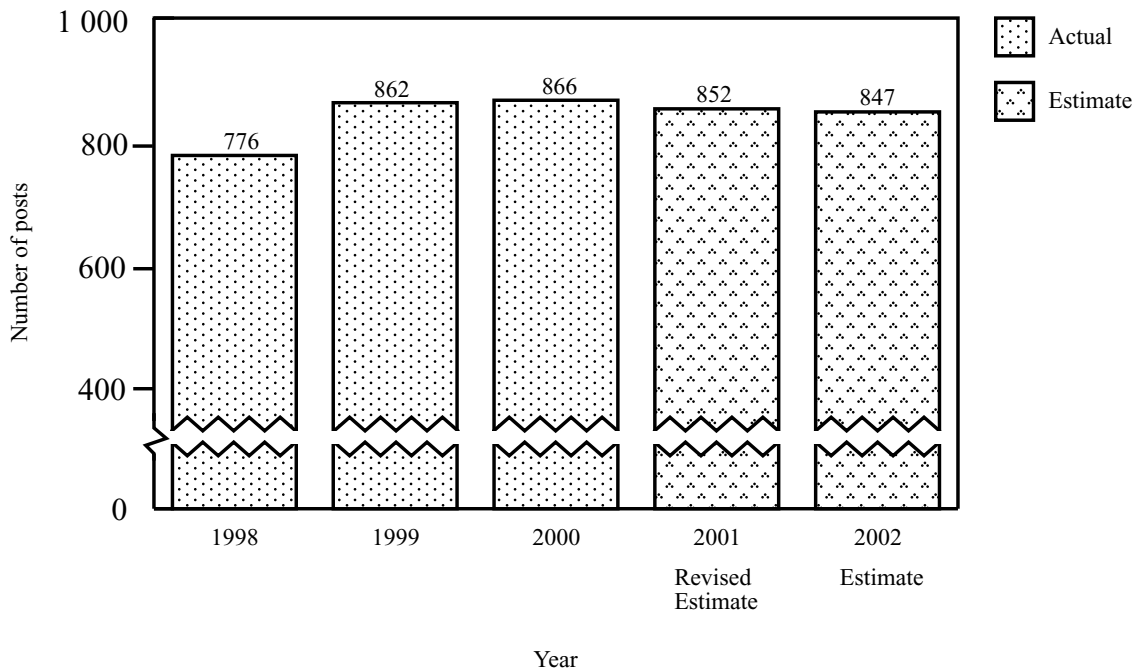
*Allocation of provision
to programmes
(2001-02)*



*Staff by programme
(as at 31 March 2002)*



*Changes in the size of the establishment
(as at 31 March)*



Head 118 — PLANNING DEPARTMENT

Sub-head (Code)		Actual expenditure 1999–2000	Approved estimate 2000–01	Revised estimate 2000–01	Estimate 2001–02
	\$ 000	\$ 000	\$ 000	\$ 000	\$'000
Recurrent Account					
I — Personal Emoluments					
001	Salaries.....	355,268	360,223	364,816	361,534
002	Allowances.....	8,122	9,127	7,151	8,371
003	Recoverable salaries and allowances 11,615				
	<i>Deduct</i> reimbursements <i>Cr. 11,615</i>	—	—	—	—
007	Job-related allowances.....	22	22	22	22
	Total, Personal Emoluments	<u>363,412</u>	<u>369,372</u>	<u>371,989</u>	<u>369,927</u>
III — Departmental Expenses					
149	General departmental expenses.....	25,983	32,796	31,357	36,657
	Total, Departmental Expenses	<u>25,983</u>	<u>32,796</u>	<u>31,357</u>	<u>36,657</u>
	Total, Recurrent Account	<u>389,395</u>	<u>402,168</u>	<u>403,346</u>	<u>406,584</u>
Capital Account					
I — Plant, Equipment and Works					
661	Minor plant, vehicles and equipment (block vote).....	—	2,428	2,428	1,141
	Total, Plant, Equipment and Works	<u>—</u>	<u>2,428</u>	<u>2,428</u>	<u>1,141</u>
II — Other Non-Recurrent					
700	General other non-recurrent.....	22,150	27,956	27,620	31,834
838	Minor consultancy studies (block vote).....	5,924	10,666	7,208	7,684
	Total, Other Non-Recurrent.....	<u>28,074</u>	<u>38,622</u>	<u>34,828</u>	<u>39,518</u>
	Total, Capital Account.....	<u>28,074</u>	<u>41,050</u>	<u>37,256</u>	<u>40,659</u>
	Total Expenditure	<u><u>417,469</u></u>	<u><u>443,218</u></u>	<u><u>440,602</u></u>	<u><u>447,243</u></u>

Head 118 — PLANNING DEPARTMENT

Details of Expenditure by Subhead

The estimate of the amount required in 2001–02 for the salaries and expenses of the Planning Department is \$447,243,000. This represents an increase of \$6,641,000 over the revised estimate for 2000–01 and of \$29,774,000 over actual expenditure in 1999–2000.

Recurrent Account

Personal Emoluments

2 Provision of \$3,699,270,000 for personal emoluments represents a decrease of \$2,062,000 against the revised estimate for 2000–01.

3 The establishment at 31 March 2001 will be 850 permanent posts and two supernumerary posts. It is expected that a net five permanent posts will be deleted in 2001–02.

4 Subject to certain conditions, the controlling officer may under delegated powers create or delete non-directorate posts during 2001–02, but the notional annual mid-point salary value of all such posts must not exceed \$287,149,000.

5 Provision of \$8,371,000 under *Subhead 002 Allowances* is for standard allowances. The increase of \$1,220,000 (17.0%) over the revised estimate for 2000–01 is mainly due to an increased requirement for acting allowance in 2001–02.

6 Gross provision of \$11,615,000 under *Subhead 003 Recoverable salaries and allowances* is for salaries and allowances for 21 officers deployed to form an urban renewal team to implement the new policy on urban renewal and redevelopment. The cost will be recovered from the LDC or the future URA.

7 Provision of \$22,000 under *Subhead 007 Job-related allowances* is for standard job-related allowances.

Departmental Expenses

8 Provision of \$36,657,000 under *Subhead 149 General departmental expenses* represents an increase of \$5,300,000 (16.9%) over the revised estimate for 2000–01. The increase is mainly due to additional provision to rent telecommunication lines for computer networks and to meet additional maintenance and support services and consumable requirements for new computer systems.

Capital Account

Plant, Equipment and Works

9 Provision of \$1,141,000 under *Subhead 661 Minor plant, vehicles and equipment (block vote)* represents a decrease of \$1,287,000 (53.0%) against the revised estimate for 2000–01. This is mainly due to reduced requirement for replacement and new equipment.

Other Non-Recurrent

10 Provision of \$7,684,000 under *Subhead 838 Minor consultancy studies (block vote)* is for engaging consultants to conduct minor studies costing above \$50,000 but not exceeding \$3,000,000 each. The provision in 2001–02 represents an increase of \$476,000 (6.6%) over the revised estimate for 2000–01. The increase is mainly due to greater cashflow requirements for a number of minor studies to be commissioned in 2001–02.

Head 118 — PLANNING DEPARTMENT

Capital Account

Commitments

Sub-head (Code)	Item (Code)	Ambit	Approved commitment	Accumulated expenditure to 31.3.2000	Revised estimated expenditure for 2000-01	Balance
			\$ 000	\$ 000	\$ 000	\$ 000
700		<i>General other non-recurrent</i>				
	507	NWNT Development Strategy Review...	4,909	4,415	—	494
	515	SWNT Development Strategy Review...	4,061	3,506	280	275
	540	Study on Sustainable Development for Hong Kong (SUSDEV 21).....	40,000	25,823	13,177	1,000
	543	Setting up of a 3-D Digital Model for the Main Urban Area of Hong Kong..	2,800	530	650	1,620
	547	Study on South East New Territories Development Strategy Review.....	5,000	2,995	757	1,248
	549	Stage II Study on Review of Metroplan and the related Kowloon Density Study Review.....	10,000	4,622	4,618	760
	550	Consultancy Study on Phase II of the Electronic Application Submission System and the Planning Information Management Centre	9,000	—	1,300	7,700
	551	Study of Landscape Value Mapping of Hong Kong	4,460	—	223	4,237
	552	Formulation of a Master Plan and Implementation Strategy for the Development of an Arts District in the West Kowloon/Tsim Sha Tsui Area.....	4,510	—	—	4,510
	553	Hong Kong 2030: Planning Vision and Strategy	15,000	—	3,000	12,000
	554	Study on Planning for Pedestrians.....	3,458	—	503	2,955
	555	Relocation of Six Offices to Shatin Government Offices	2,442	—	—	2,442
		Total.....	<u>105,640</u>	<u>41,891</u>	<u>24,508</u>	<u>39,241</u>