

## Head 22 — AGRICULTURE, FISHERIES AND CONSERVATION DEPARTMENT

**Controlling officer:** the Director of Agriculture, Fisheries and Conservation will account for expenditure under this Head.

**Estimate 2003–04** ..... **\$796.0m**

**Establishment ceiling 2003–04** (notional annual mid-point salary value) representing an estimated 2 042 non-directorate posts as at 31 March 2003 reducing by 25 posts to 2 017 posts as at 31 March 2004..... **\$441.9m**

In addition there will be an estimated seven directorate posts as at 31 March 2003 and as at 31 March 2004.

**Capital Account commitment balance** ..... **\$114.6m**

### Controlling Officer's Report

#### Programmes

<b>Programme (1) Agriculture and Fisheries Services</b>	This programme contributes to Policy Area 2: Agriculture, Fisheries and Food Safety (Secretary for Health, Welfare and Food).
<b>Programme (2) Nature Conservation and Country Parks</b>	This programme contributes to Policy Area 5: Travel and Tourism (Secretary for Economic Development and Labour) and Policy Area 23: Environmental Protection and Conservation (Secretary for the Environment, Transport and Works).
<b>Programme (3) Government Wholesale Food Markets</b>	This programme contributes to Policy Area 2: Agriculture, Fisheries and Food Safety (Secretary for Health, Welfare and Food).
<b>Programme (4) Animal, Plant and Fisheries Regulation and Technical Services</b>	This programme contributes to Policy Area 2: Agriculture, Fisheries and Food Safety (Secretary for Health, Welfare and Food), Policy Area 22: Buildings, Lands and Planning (Secretary for Housing, Planning and Lands), Policy Area 23: Environmental Protection and Conservation (Secretary for the Environment, Transport and Works) and Policy Area 32: Environmental Hygiene (Secretary for Health, Welfare and Food).

#### Detail

##### Programme (1): Agriculture and Fisheries Services

	2001–02 (Actual)	2002–03 (Approved)	2002–03 (Revised)	<b>2003–04 (Estimate)</b>
Financial provision (\$m)	122.4	147.0 (+20.1%)	128.4 (–12.7%)	<b>122.8 (–4.4%)</b>

#### Aim

2 The aim is to facilitate agricultural and fisheries production and improve productivity.

#### Brief Description

3 The department provides infrastructural support services to promote efficient production of local farming, and capture fisheries and aquaculture industries and sustainable development of agriculture and fisheries in Hong Kong. The work involves:

- the introduction of modern technology and the provision of technical advice, assistance and credit facilities to local agricultural producers with a view to maximising yields and improving the quality of local products;
- the provision of fisheries development, extension and management activities including technical studies, surveys, assistance and advice, and vocational training to fishermen for improving the productivity of the fisheries sector; and
- the provision of administrative and technical support to the operation of the Vegetable Marketing Organisation and the Fish Marketing Organisation.

## Head 22 — AGRICULTURE, FISHERIES AND CONSERVATION DEPARTMENT

4 The performance targets of the programme were satisfactorily achieved in 2002. Agricultural production and the overall fisheries production remained steady in general.

5 The key performance measures in respect of agriculture and fisheries services are:

### Targets

	Operational Target	2001 (Actual)	2002 (Actual)	2003 (Plan)
agriculture				
accredited vegetable farms				
(total no.)# .....	225	215	221	<b>225</b>
(total hectares)@ .....	1 650	1 124	1 461	<b>1 650</b>
fisheries				
mariculture farms adopting environmentally friendly practices				
(total raft area)Ω .....	14.0 ha	13.8 ha	13.9 ha	<b>14.0 ha</b>

# The target has been raised from 215 to 225 with effect from 2003.

@ The target has been raised from 1 120 to 1 650 with effect from 2003.

Ω The target will be changed from the number of farms to the total raft area to more accurately reflect the situation. Following the amendment of the Marine Fish Culture Ordinance, Cap. 353 to allow transfer of fish culture licence, amalgamation of fish farms is anticipated.

### Indicators

	2001 (Actual)	2002 (Actual)	2003 (Estimate)
agriculture			
composite productivity index (100 in 1985).....	203	205	<b>203</b>
production			
vegetables (tonnes).....	35 900	32 100	<b>29 000</b>
(\$m) .....	95	72	<b>65</b>
livestock (tonnes) .....	64 000	63 000	<b>60 000</b>
(\$m).....	840	820	<b>750</b>
throughput at Vegetable Marketing Organisation market			
(tonnes).....	265 000	263 500	<b>266 000</b>
(\$m).....	836	800	<b>820</b>
loans			
(no.) .....	218	245	<b>222</b>
(\$m).....	14.5	20.9	<b>16.1</b>
fisheries			
production			
capture (tonnes).....	174 000	169 800	<b>170 000</b>
(\$m) .....	1,730	1,597	<b>1,600</b>
culture (tonnes).....	5 133	3 408	<b>3 400</b>
(\$m).....	182	99.5	<b>100</b>
throughput at Fish Marketing Organisation markets			
(tonnes).....	52 900	49 200	<b>49 200</b>
(\$m).....	946	850	<b>850</b>
loans			
(no.) .....	364	468	<b>400</b>
(\$m).....	43.0	51.0	<b>60.0</b>

### Matters Requiring Special Attention in 2003–04

6 In agriculture, the department will continue to help farmers to capture high-value-market niches by providing technical advice on organic cultivation and intensive greenhouse production. In capture fisheries, efforts will be devoted to enhancing and conserving fisheries resources through the deployment of artificial reefs and the preparation of new management measures to regulate fishing effort and protect fish spawning and nursery grounds. The department will also assist fishermen to develop offshore fishing through technical support services and credit facilities. In aquaculture, the department will continue to promote environmentally friendly culture practices and provide fish health management service to fish farmers.

## Head 22 — AGRICULTURE, FISHERIES AND CONSERVATION DEPARTMENT

### Programme (2): Nature Conservation and Country Parks

	2001-02 (Actual)	2002-03 (Approved)	2002-03 (Revised)	<b>2003-04 (Estimate)</b>
Financial provision (\$m)	387.6	436.3 (+12.6%)	422.4 (-3.2%)	<b>435.3 (+3.1%)</b>

#### *Aim*

7 The aim is to conserve flora, fauna and natural habitats; to designate and manage country parks, special areas, marine parks and marine reserves; and to control international trade in endangered species of animals and plants in Hong Kong.

#### *Brief Description*

8 The department's work in pursuit of its aim involves:

- the identification of suitable areas for designation as country parks, special areas, marine parks and marine reserves under the Country Parks Ordinance and the Marine Parks Ordinance for the purpose of nature conservation, recreation, tourism and education;
- the identification of sites of high scientific value for listing as Sites of Special Scientific Interest;
- the provision of nature conservation advice on development proposals, planning studies and environmental impact assessments;
- the monitoring and auditing of ecological mitigation measures for development projects approved under the Environmental Impact Assessment Ordinance;
- the promotion of public awareness of nature conservation and enforcement of nature conservation legislation, e.g. Wild Animals Protection Ordinance;
- the licensing control of international trade in endangered species and curbing of illegal trade in endangered species in Hong Kong; and
- the conservation and management of the Mai Po and Inner Deep Bay Ramsar sites.

9 The performance targets of the programme were satisfactorily achieved in 2002.

10 The key performance measures in respect of nature conservation and country parks are:

#### *Targets*

	Target		2001 (Actual)	2002 (Actual)	<b>2003 (Plan)</b>
	Operational	Turnround time			
country parks and special areas managed (hectares)# .....	43 943	—	41 582	41 582	<b>43 943</b>
marine parks and marine reserves managed (hectares) .....	4 377	—	2 430	2 430	<b>2 430</b>
no. of Sites of Special Scientific Interest listed .....	64	—	64	64	<b>64</b>
issue of certificates in respect of endangered species .....	—	2 working days	2	2	<b>2</b>

# The target has been raised from 43 942 to 43 943 with effect from 2003.

#### *Indicators*

	2001 (Actual)	2002 (Actual)	<b>2003 (Estimate)</b>
no. of seedlings produced.....	827 000	736 000	<b>650 000</b>
no. of seedlings planted .....	950 000	1 015 000	<b>900 000</b>
no. of ecological impact assessment applications and studies handled.....	166	158	<b>150</b>
no. of participants in educational activities .....	240 000	250 000	<b>250 000</b>
no. of visitors to country parks (million) .....	11.1	11.3	<b>11.5</b>
no. of hill fires attended to.....	106	78	<b>100</b>
no. of endangered species licences/certificates.....	14 373	16 079	<b>15 000</b>
no. of endangered species inspections.....	17 094	17 404	<b>17 000</b>
no. of endangered species prosecutions.....	259	257	<b>260</b>

## Head 22 — AGRICULTURE, FISHERIES AND CONSERVATION DEPARTMENT

### *Matters Requiring Special Attention in 2003–04*

11 During 2003–04, the department will give emphasis to:

- the study of potential country parks/special areas and their designation;
- the study of potential marine parks/marine reserves and their designation;
- the implementation of a territory-wide survey programme to collect information required for establishing an ecological database;
- the implementation of an ecological monitoring programme for the Mai Po and Inner Deep Bay Ramsar sites;
- the examination of ecological impact assessments and studies and the monitoring and auditing of ecological mitigation measures as a consequence of development projects;
- stepping up education and publicity on endangered species protection while continuing to take enforcement action against illegal trade in endangered species;
- the maintenance of government slopes in country parks; and
- the promotion of country parks nature education.

### **Programme (3): Government Wholesale Food Markets**

	2001–02 (Actual)	2002–03 (Approved)	2002–03 (Revised)	<b>2003–04 (Estimate)</b>
Financial provision (\$m)	75.3	76.7 (+1.9%)	73.7 (–3.9%)	<b>69.2 (–6.1%)</b>

#### *Aim*

12 The aim is to ensure adequate provision and efficient operation of government wholesale marketing facilities for fresh food produce.

#### *Brief Description*

13 The department oversees the provision of modern marketing facilities for the efficient and orderly wholesale marketing of fresh food produce, such as vegetables, fruit, live freshwater fish, live poultry and eggs. The work involves:

- the design and planning of wholesale markets;
- the reprovisioning of outdated and dilapidated wholesale markets; and
- the management of existing wholesale markets.

14 The performance under the programme was satisfactorily achieved in 2002.

15 The key performance measures in respect of government wholesale food markets are:

#### *Indicators*

	2001 (Actual)	2002 (Actual)	<b>2003 (Estimate)</b>
% of rentable market stall space occupied.....	92.7	91.2	<b>91.2</b>
annual throughput (tonnes).....	592 000	592 000	<b>594 000</b>
markets under planning/consideration.....	3	3	<b>3</b>
area of wholesale markets managed (m <sup>2</sup> ).....	295 645	295 645	<b>295 645</b>

### *Matters Requiring Special Attention in 2003–04*

16 The Government is examining the feasibility of reprovisioning the Yau Ma Tei Fruit Market. Options for the way forward are being explored taking into account wholesalers' view. During 2003–04, the department will continue to focus on the planning of related works.

### **Programme (4): Animal, Plant and Fisheries Regulation and Technical Services**

	2001–02 (Actual)	2002–03 (Approved)	2002–03 (Revised)	<b>2003–04 (Estimate)</b>
Financial provision (\$m)	264.6	159.7 (–39.6%)	168.8 (+5.7%)	<b>168.7 (–0.1%)</b>

## Head 22 — AGRICULTURE, FISHERIES AND CONSERVATION DEPARTMENT

### *Aim*

17 The aim is to monitor the welfare of, and control the diseases in, animals and plants through enforcement of relevant legislation; to protect public health; to protect and regulate fisheries and to provide technical services.

### *Brief Description*

18 The department is responsible for prevention of the introduction and spread of animal and plant diseases, safeguarding animal welfare, regulation of drug use in livestock farms, provision of services to facilitate export of plants, animals and plant/animal by-products, prevention of rabies, and enforcement of regulations pertaining to animal welfare and import requirements, fisheries protection and marine fish culture. The work involves:

- the prevention and control of rabies;
- the provision of quarantine services;
- the inspection of animals and plants imported into the territory;
- the testing of diseases and chemical residues in food animals;
- the inspection of farms where food animals are kept;
- the inspection of premises and establishments where animals are kept for exhibition or trading purposes;
- the inspection of marine fish culture farms;
- the control of destructive fishing practices; and
- the instigation of prosecution against offenders under relevant legislation.

19 The technical services provided by the department include:

- advising on development projects affecting agriculture, countryside and fisheries, and assessing ex-gratia payments to primary producers arising therefrom;
- managing agricultural weirs;
- licensing livestock farms;
- licensing marine fish culture farms;
- facilitating export trade in produce of animal origin;
- safeguarding public health through the control of pesticides and drug use in livestock farms; and
- supervising credit unions and co-operative societies.

20 The performance targets of the programme were satisfactorily achieved in 2002.

21 The key performance measures in respect of animal, plant and fisheries regulation and technical services are:

### *Targets*

	Target		2001 (Actual)	2002 (Actual)	2003 (Plan)
	Operational	Turnround Time			
animal and plant regulation					
prevention					
no. of reported cases of rabies ...	0	—	0	0	<b>0</b>
percentage of dogs vaccinated in strategic Rabies Control Areas† .....	80	—	80	80	<b>80</b>
enforcement					
issue of animal health certificates.....	—	2 working days	2	2	<b>2</b>
issue of licences/permits.....	—	3 working days	3	3	<b>3</b>
issue of sanitary certificates for products of animal origin.....	—	3 working days	3	3	<b>3</b>
technical services					
management of agricultural weirs					
no. of weirs to be cleansed .....	170	—	174	177	<b>170</b>

## Head 22 — AGRICULTURE, FISHERIES AND CONSERVATION DEPARTMENT

	Operational	Target Turnround Time	2001 (Actual)	2002 (Actual)	2003 (Plan)
plant health certification					
issue of phytosanitary certificates.....	—	2 working days	2	2	2
control of pesticides					
issue of pesticide permits.....	—	2 working days	2	2	2
renewal of marine fish culture licence (in person)# .....	—	50 minutes	50 minutes	50 minutes	<b>50 minutes</b>

† World Health Organisation recommends a minimum of 70%.

# The target has been raised from 55 minutes to 50 minutes with effect from 2003.

### *Indicators*

	2001 (Actual)	2002 (Actual)	2003 (Estimate)
animal and plant regulation			
prevention			
no. of stray animals caught .....	17 151	17 126	<b>17 100</b>
no. of animals vaccinated and quarantined.....	31 237	35 784	<b>35 000</b>
enforcement			
no. of licences/permits.....	13 747	12 048	<b>12 100</b>
no. of animal and plant health certificates .....	3 875	4 707	<b>4 600</b>
technical services			
ex-gratia payment assessment			
area assessed for crop ex-gratia payment (hectares) .....	76	122.9	<b>79</b>
area assessed for aquaculture fisheries ex-gratia payment (m <sup>2</sup> ).....	112 935	249 068	<b>509 000</b>
no. of claims assessed for capture fisheries ex-gratia payment.....	1 870	130	<b>1 100</b>
planning/development advisory service			
no. of planning/development studies .....	701	805	<b>814</b>
licensing of livestock farms			
no. of farms licensed .....	116	191	<b>180</b>
control of pesticides			
no. of pesticides registered .....	19	17	<b>18</b>
no. of licences/permits issued.....	2 847	2 880	<b>2 800</b>
regulation of credit unions and co-operative societies			
no. of accounts examined or audited .....	322	308	<b>309</b>

### *Matters Requiring Special Attention in 2003–04*

**22** During 2003–04, the department will give emphasis to:

- implementing fully the regulation to control the use of drugs and chemicals in food animals;
- upgrading the bio-security standard of local farms to prevent the incursions of avian influenza;
- drawing up legislative proposals to extend import control to animal products and feeds to prevent animal diseases; and
- formulating new pesticide control system.

## Head 22 — AGRICULTURE, FISHERIES AND CONSERVATION DEPARTMENT

### ANALYSIS OF FINANCIAL PROVISION

Programme	2001-02 (Actual) (\$m)	2002-03 (Approved) (\$m)	2002-03 (Revised) (\$m)	2003-04 (Estimate) (\$m)
(1) Agriculture and Fisheries Services#.....	122.4	147.0	128.4	122.8
(2) Nature Conservation and Country Parks.....	387.6	436.3	422.4	435.3
(3) Government Wholesale Food Markets .....	75.3	76.7	73.7	69.2
(4) Animal, Plant and Fisheries Regulation and Technical Services# .....	264.6	159.7	168.8	168.7
	849.9	819.7 (-3.6%)	793.3 (-3.2%)	796.0 (+0.3%)

# In the 2001-02 Actual and the 2002-03 Approved Estimate, the expenditure relating to law enforcement in the fields of fisheries and fish culture was included in Programme (1). In the 2002-03 Revised Estimate and the 2003-04 Estimate, the estimated expenditure on this activity has been included in Programme (4) to better reflect the purpose of the work.

#### Analysis of Financial and Staffing Provision

##### Programme (1)

Provision for 2003-04 is \$5.6 million (4.4%) lower than the revised estimate for 2002-03. This is mainly due to decreases in capital expenditure.

##### Programme (2)

Provision for 2003-04 is \$12.9 million (3.1%) higher than the revised estimate for 2002-03. This is mainly due to increases in capital expenditure, full-year provision for posts created in 2002-03, partly offset by the deletion of four posts in 2003-04.

##### Programme (3)

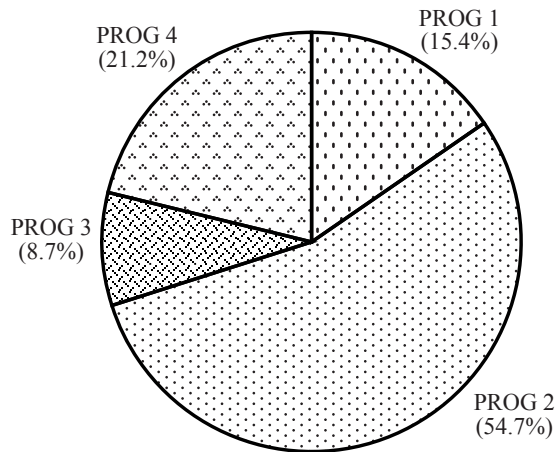
Provision for 2003-04 is \$4.5 million (6.1%) lower than the revised estimate for 2002-03. This is mainly due to deletion of 18 posts in 2003-04 and reduced operating expenses.

##### Programme (4)

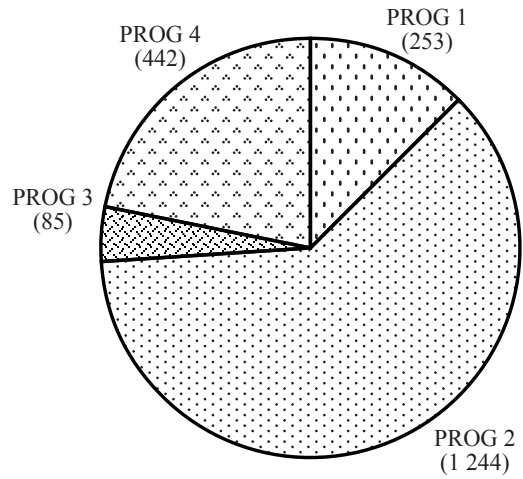
Provision for 2003-04 is \$0.1 million (0.1%) lower than the revised estimate for 2002-03. This is mainly due to the deletion of three posts in 2003-04 and reduced operating expenses and capital expenditure, partly offset by full-year provision for filling of vacancies and posts created in 2002-03.

**Head 22 — AGRICULTURE, FISHERIES AND CONSERVATION DEPARTMENT**

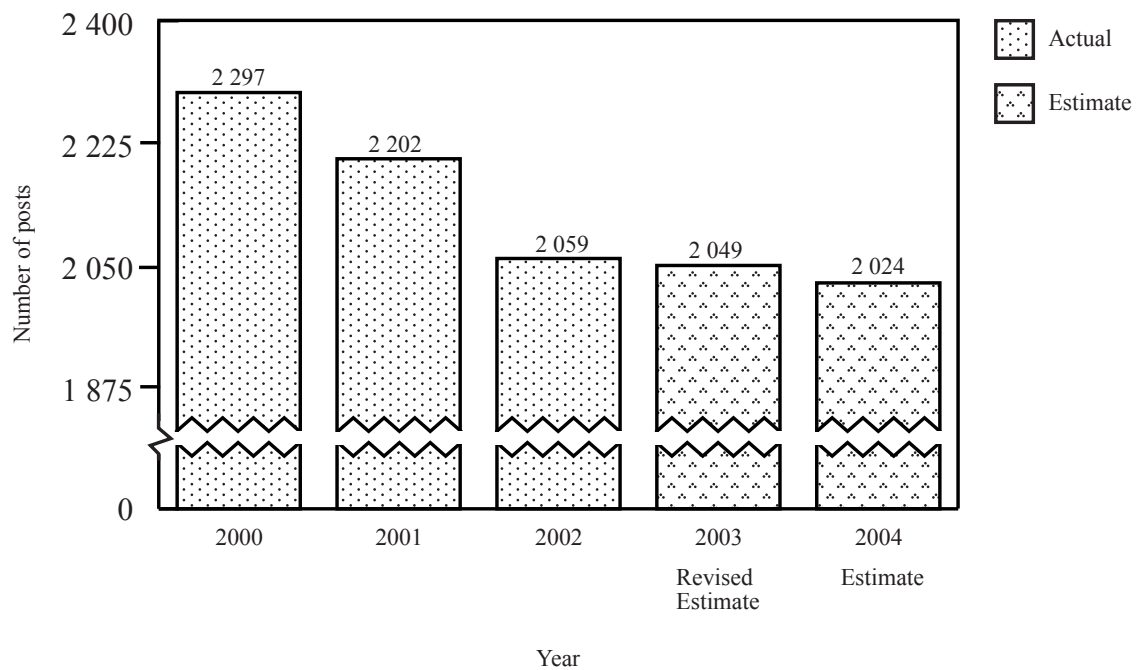
*Allocation of provision to programmes (2003-04)*



*Staff by programme (as at 31 March 2004)*



*Changes in the size of the establishment (as at 31 March)*





## Head 22 — AGRICULTURE, FISHERIES AND CONSERVATION DEPARTMENT

Sub-head (Code)	Actual expenditure 2001-02	Approved estimate 2002-03	Revised estimate 2002-03	<b>Estimate 2003-04</b>	
	\$'000	\$'000	\$'000	<b>\$'000</b>	
<b>Recurrent Account</b>					
000	Operational expenses.....	686,842	725,876	720,275	<b>712,061</b>
	Total, Recurrent Account .....	686,842	725,876	720,275	<b>712,061</b>
<b>Capital Account</b>					
I — Plant, Equipment and Works					
600	Works .....	3,244	10,327	6,491	<b>14,128</b>
603	Plant, vehicles and equipment .....	2,444	8,801	3,637	<b>12,904</b>
609	Minor irrigation works in the New Territories (block vote).....	1,040	1,950	1,950	<b>1,911</b>
610	Minor recreational facilities and roadworks in country parks (block vote) .....	8,753	9,200	9,200	<b>9,016</b>
661	Minor plant, vehicles and equipment (block vote).....	8,626	3,619	3,619	<b>3,128</b>
	Total, Plant, Equipment and Works .....	24,107	33,897	24,897	<b>41,087</b>
II — Other Non-Recurrent					
700	General other non-recurrent .....	132,567	53,420	41,659	<b>36,376</b>
844	Minor conservation projects and studies (block vote).....	6,430	6,470	6,470	<b>6,470</b>
	Total, Other Non-Recurrent .....	138,997	59,890	48,129	<b>42,846</b>
	Total, Capital Account .....	163,104	93,787	73,026	<b>83,933</b>
	Total Expenditure.....	849,946	819,663	793,301	<b>795,994</b>

## Head 22 — AGRICULTURE, FISHERIES AND CONSERVATION DEPARTMENT

### Details of Expenditure by Subhead

The estimate of the amount required in 2003–04 for the salaries and expenses of the Agriculture, Fisheries and Conservation Department is \$795,994,000. This represents an increase of \$2,693,000 over the revised estimate for 2002–03 and a decrease of \$53,952,000 against actual expenditure in 2001–02.

#### Recurrent Account

**2** Provision of \$712,061,000 under *Subhead 000 Operational expenses* is for the salaries and allowances of staff of the Agriculture, Fisheries and Conservation Department and its other operating expenses.

**3** The establishment as at 31 March 2003 will be 2 049 permanent posts. It is expected that 25 posts will be deleted in 2003–04. Subject to certain conditions, the controlling officer may under delegated powers create or delete non-directorate posts during 2003–04, but the notional annual mid-point salary value of all such posts must not exceed \$441,887,000.

**4** An analysis of financial provision under *Subhead 000 Operational expenses* is as follows:

	2001–02 (Actual) (\$'000)	2002–03 (Original Estimate) (\$'000)	2002–03 (Revised Estimate) (\$'000)	<b>2003–04 (Estimate) (\$'000)</b>
Personal Emoluments				
- Salaries.....	501,910	534,967	503,252	<b>514,402</b>
- Allowances.....	11,465	12,805	11,175	<b>12,104</b>
- Job-related allowances .....	7,707	9,519	7,953	<b>8,031</b>
Personnel Related Expenses				
- Mandatory Provident Fund contribution.....	—	—	—	<b>600</b>
Departmental Expenses				
- General departmental expenses.....	160,915	163,795	193,105	<b>172,384</b>
Subventions				
- Society for the Prevention of Cruelty to Animals (Hong Kong).....	1,212	1,188	1,188	<b>1,188</b>
- Network of Aquaculture Centres in Asia and the Pacific (NACA).....	78	80	80	<b>80</b>
- World Wide Fund for Nature (Hong Kong).....	192	192	192	<b>192</b>
- Subventions to conservation and management of Ramsar site .....	3,363	3,330	3,330	<b>3,080</b>
	686,842	725,876	720,275	<b>712,061</b>

#### Capital Account

##### Plant, Equipment and Works

**5** Provision of \$1,911,000 under *Subhead 609 Minor irrigation works in the New Territories (block vote)* is for a programme to provide irrigation works to assist agricultural development in the New Territories up to a limit of \$700,000 for each project.

**6** Provision of \$9,016,000 under *Subhead 610 Minor recreational facilities and roadworks in country parks (block vote)* is for minor works such as fire lookouts, public toilets, shelters and roads up to a limit of \$500,000 for each project, and for building materials for recreational facilities such as barbecue pits, information boards, shelters and outdoor furniture.

**7** Provision of \$3,128,000 under *Subhead 661 Minor plant, vehicles and equipment (block vote)* represents a decrease of \$491,000 (13.6%) against the revised estimate for 2002–03. This is mainly due to decreased requirements for equipment.

##### Other Non-Recurrent

**8** Provision of \$6,470,000 under *Subhead 844 Minor conservation projects and studies (block vote)* is for conducting conservation, education and management projects and studies up to a limit of \$2,000,000 each, particularly those in relation to the Mai Po and Inner Deep Bay Ramsar sites.

## Head 22 — AGRICULTURE, FISHERIES AND CONSERVATION DEPARTMENT

### Capital Account

#### Commitments

Sub-head (Code)	Item (Code)	Ambit	Approved commitment	Accumulated expenditure to 31.3.2002	Revised estimated expenditure for 2002-03	Balance
			\$'000	\$'000	\$'000	\$'000
600		<i>Works</i>				
	327	Construction of toilet at Tai Au Mun, Clear Water Bay Country Park .....	2,100	1,539	220	341
	334	Construction of a footpath at Sai Kung West Country Park (Wan Tsai Extension) .....	5,000	3,232	1,700	68
	335	Reprovisioning of Tin Fu Tsai Fire Lookout .....	1,500	1,123	9	368
	340	Upgrading of Pok Fu Lam Management Centre and provision of Lung Fu Shan Depot .....	5,212	747	51	4,414
	342	Construction of toilet at Pak Tam Chung Sai Kung West Country Park..	2,360	1,208	445	707
	345	Construction of toilet at Sham Tseng Tai Lam Country Park .....	2,360	—	236	2,124
	346	Construction of toilet at Pak Tam Au Sai Kung West Country Park .....	2,360	50	678	1,632
	347	Construction of fire lookout at Hoi Ha, Sai Kung .....	2,800	—	1,840	960
	349	Construction of four concrete water tanks in Shing Mun Country Park and Tai Mo Shan Country Park .....	660	—	630	30
	351	Development of a morning walkers garden in Ma On Shan Country Park .	9,700	—	650	9,050
	355	Replacement of a footbridge at Chung Mei, Plover Cove Country Park.....	600	—	—	600
	356	Construction of a public toilet cum refreshment kiosk at Tai Tong, Tai Lam Country Park.....	3,900	—	—	3,900
			<u>38,552</u>	<u>7,899</u>	<u>6,459</u>	<u>24,194</u>
603		<i>Plant, vehicles and equipment</i>				
	337	A catamaran for the protection and management of marine parks and the Plover Cove (Extension) country parks .....	2,830	1,315	1,050	465
	344	Acquisition of a catamaran vessel for the monitoring and investigation of red tide .....	3,000	1,130	1,506	364
	350	Replacement of floodlight fitting equipment and lamp poles for Cheung Sha Wan Wholesale Food Market.....	2,440	—	1,000	1,440
	352	A patrol launch for the protection and management of the proposed marine parks at Soko Islands and Southwest Lantau .....	8,000	—	—	8,000
	353	A speed boat for the protection and management of the proposed marine parks at Soko Islands and Southwest Lantau .....	3,000	—	—	3,000
			<u>19,270</u>	<u>2,445</u>	<u>3,556</u>	<u>13,269</u>

## Head 22 — AGRICULTURE, FISHERIES AND CONSERVATION DEPARTMENT

### Capital Account—Cont'd.

#### Commitments—Cont'd.

Sub-head (Code)	Item (Code)	Ambit	Approved commitment	Accumulated expenditure to 31.3.2002	Revised estimated expenditure for 2002-03	Balance
			\$'000	\$'000	\$'000	\$'000
700		<i>General other non-recurrent</i>				
	536	Setting up a marine sanctuary in the Sha Chau and Lung Kwu Chau area .....	21,000	14,049	836	6,115
	540	Artificial reefs project .....	80,100	34,687	20,200	25,213
	545	Consultancy study on the conservation biology of the finless porpoise in Hong Kong .....	8,000	7,631	200	169
	546	Consultancy study on wetland compensation .....	50,000	13,821	11,579	24,600
	552	Consultancy study on red tide for formulating comprehensive management strategies and effective action plans to address red tide problems .....	4,000	3,334	175	491
	555	Study on the feasibility of clay application as a red tide mitigation measure .....	1,300	863	287	150
	556	Promotion of the community's awareness of, and interest in the conservation of Chinese White Dolphins.....	700	516	146	38
	559	Consultancy Study on Marine Benthic Communities in Hong Kong .....	4,140	2,233	1,617	290
	560	Compilation of Hong Kong Flora.....	3,300	221	420	2,659
	562	Accreditation for the Veterinary Laboratory of Agriculture, Fisheries and Conservation Department.....	720	200	472	48
	563	Compensation and ex-gratia payment to poultry operators affected by avian flu.....	98,700	88,585	100	10,015
	564	Planting of 500 000 tree seedlings in the proposed Lantau North (Extension) Country Park.....	7,500	—	1,841	5,659
	565	Feasibility studies of potential marine parks .....	1,600	—	800	800
	569	Setting up of a Fisheries Education Centre at Aberdeen Fisheries Office..	1,564	—	700	864
			282,624	166,140	39,373	77,111
		Total.....	340,446	176,484	49,388	114,574