

Head 26 — CENSUS AND STATISTICS DEPARTMENT

Controlling officer: the Commissioner for Census and Statistics will account for expenditure under this Head.

Estimate 2003–04	\$534.8m
Establishment ceiling 2003–04 (notional annual mid-point salary value) representing an estimated 1 436 non-directorate posts as at 31 March 2003 reducing by two posts to 1 434 posts as at 31 March 2004.....	\$384.2m
In addition there will be an estimated seven directorate posts as at 31 March 2003 and as at 31 March 2004.	
Capital Account commitment balance	\$0.5m

Controlling Officer's Report

Programmes

Programme (1)a Trade Statistics	This programme contributes to Policy Area 6: Commerce and Industry (Secretary for Commerce, Industry and Technology).
Programme (1)b Trade Statistics	These programmes contribute to Policy Area 27: Intra-Governmental Services (Secretary for Financial Services and the Treasury).
Programme (2) Social Statistics	
Programme (3) National Accounts and Balance of Payments Statistics	
Programme (4) General Statistical Services	
Programme (5) Price/Industry/Service Statistics	
Programme (6) Labour Statistics	

Detail

Programme (1): Trade Statistics

	2001–02 (Actual)	2002–03 (Approved)	2002–03 (Revised)	2003–04 (Estimate)
1(a) Financial provision (\$m)	127.0	138.9 (+9.4%)	139.4 (+0.4%)	135.2 (–3.0%)
1(b) Financial provision (\$m)	35.0	40.4 (+15.4%)	39.7 (–1.7%)	38.2 (–3.8%)
Total	162.0	179.3 (+10.7%)	179.1 (–0.1%)	173.4 (–3.2%)

Aim

2 The aim is to process trade declarations and cargo manifests, to safeguard the Government's revenue from imports and exports declaration charges and to produce and analyse trade statistics.

Brief Description

3 The work involves:

- processing trade declarations submitted by traders and cargo manifests submitted by carriers;
- matching trade declarations and cargo manifests to ensure full collection of imports and exports declaration charges;
- designing commodity classification systems and compiling trade statistics;
- developing systems for receiving cargo manifests by electronic means;
- conducting monthly surveys on trade related to outward processing in the Mainland;
- conducting surveys on re-export trade for estimating the rates of re-export margin;
- collecting data for adjusting imports statistics to a free-on-board basis to facilitate compilation of national income and balance of payments statistics and international comparison of trade data; and
- compiling port cargo statistics and container statistics.

Head 26 — CENSUS AND STATISTICS DEPARTMENT

4 All performance targets were achieved in 2002.

5 The key performance measures are:

Targets

	Target	2001 (Actual)	2002 (Actual)	2003 (Plan)
provision of statistics requiring simple action.....	1 working day	0.2	0.2	0.2
provision of photocopies or softcopies containing detailed information upon receipt of a firm order	3 working days	2	2	2
assistance in completion of trade declarations or cargo manifests				
simple enquiries by telephone or personal visit	6 minutes	4	4	4
complex enquiries by telephone or personal visit	2 working days	1	1	1
written enquiries	3 working days	1	1	1
time after reference period for release of monthly trade statistics.....	4 weeks	4	4	4

Indicators

	2001 (Actual)	2002 (Actual)	2003 (Estimate)
trade declarations checked (m).....	15.7	16.5	16.5
cargo manifests processed (m)	7.4	7.8	7.8
statistical reports/publications produced	9	9	9
no. of surveys conducted	3	3	3

Matters Requiring Special Attention in 2003–04

6 Legislative amendments to implement the electronic cargo manifests system (except road mode) are expected to be made in the first quarter of 2003. A time schedule for phasing out the paper form will be considered in due course.

7 Preparation will be made for receiving trade declarations and cargo manifests (except road mode) submitted through more than one service provider for the Government Electronic Trading Service as from 2004.

Programme (2): Social Statistics

	2001–02 (Actual)	2002–03 (Approved)	2002–03 (Revised)	2003–04 (Estimate)
Financial provision (\$m)	278.2	42.6 (–84.7%)	44.9 (+5.4%)	43.5 (–3.1%)

Aim

8 The aim is to produce and analyse demographic, labour force and social statistics and to maintain a register of quarters as a sampling frame for conducting household surveys.

Brief Description

9 The work involves:

- conducting population censuses/by-censuses at 5-yearly intervals;
- compiling vital statistics and population statistics and making population projections;
- conducting a continuous General Household Survey with a core part to collect data on the labour force, employment, unemployment and underemployment and a supplementary part to collect data on a variety of social topics;
- organising a series of thematic household surveys to meet the statistical data requirements of bureaux and departments under a contracting-out mode; and
- maintaining an up-to-date register of quarters.

Head 26 — CENSUS AND STATISTICS DEPARTMENT

10 The key performance measures are:

Targets

	Target	2001 (Actual)	2002 (Actual)	2003 (Plan)
provision of statistics requiring simple action.....	1 working day	1	1	1
provision of photocopies or softcopies containing detailed information upon receipt of a firm order	5 working days	4	4	4
time after reference period or time-point for release of				
half-yearly population statistics	2 months	1.6	1.6	1.6
annual vital statistics	7.5 months	7.5	7.5	7.5
unemployment/underemployment statistics for three-month periods ..	18 days	18	18	18

Indicators

	2001 (Actual)	2002 (Actual)	2003 (Estimate)
quarters records updated.....	149 000	143 000	140 000
households enumerated	2 195 000#	88 000#@	88 000#
statistical systems maintained/enhanced/developed	10	10	10
statistical reports/publications produced	14	33φ	13
no. of surveys conducted.....	4†	2†	2†

The figures exclude households enumerated in the thematic household surveys contracted out to private survey research firms.

@ The significant decrease is mainly due to the inclusion of households enumerated in the 2001 Population Census in the previous year.

φ Including three CD-ROM products. The increase in 2002 is mainly due to the release of publications on the 2001 Population Census results.

† Including the thematic household surveys contracted out to private survey research firms. The reductions in 2002 and 2003 are due to the completion of the 2001 Population Census and the associated Post-Enumeration Survey.

Matters Requiring Special Attention in 2003–04

11 Preliminary planning for the 2006 Population By-census is under way.

Programme (3): National Accounts and Balance of Payments Statistics

	2001–02 (Actual)	2002–03 (Approved)	2002–03 (Revised)	2003–04 (Estimate)
Financial provision (\$m)	87.2	97.0 (+11.2%)	94.6 (–2.5%)	91.3 (–3.5%)

Aim

12 The aim is to produce and analyse Gross Domestic Product (GDP), Gross National Product (GNP) and Balance of Payments (BoP) and related statistics in a timely and accurate manner; and to assist in the preparation of Government's forecasts of various economic aggregates.

Brief Description

13 The work involves:

- compiling quarterly and annual GDP and GNP statistics based on international statistical standards recommended in "A System of National Accounts" of the United Nations;
- compiling quarterly and annual BoP and external debt statistics and annual statistics on international investment position in accordance with the standard stipulated in "The Fifth Edition of the Balance of Payments Manual" of the International Monetary Fund (IMF);
- conducting survey work for collecting data required for the compilation of annual external direct investment statistics and annual and quarterly GNP and BoP statistics; and

Head 26 — CENSUS AND STATISTICS DEPARTMENT

- performing econometric work related to the production of short term and medium term forecasts of economic aggregates.

14 The department and IMF jointly organised the Co-ordinated Portfolio Investment Survey Asia-Pacific Regional Workshop 2002 on 25-27 June 2002. Participants from 13 Asia-Pacific countries/territories, including Hong Kong, attended the meeting.

15 In 2002, all performance targets were achieved.

16 The key performance measures are:

Targets

	Target	2001 (Actual)	2002 (Actual)	2003 (Plan)
provision of statistics requiring simple action.....	1 working day	0.4	0.4	0.4
time after reference period for release of quarterly GDP by expenditure component.....	2.5 months	1.9	2.0	2.0
annual GDP by expenditure component.....	2.5 months	2.0	2.0	2.0
quarterly GDP by economic activity§.....	3 months	—	2.9	3.0
annual GDP by economic activity.....	12 months	11	11	11
quarterly GNP.....	3 months	2.6	2.6	2.6
annual GNP.....	3 months	2.6	2.6	2.6
quarterly BoP statistics.....	3 months	2.9	2.9	3.0
annual BoP statistics.....	3 months	2.9	2.9	3.0
annual external direct investment statistics§.....	15 months	—	12	12
annual statistics on international investment position§.....	6 months	—	5.7	6.0
quarterly external debt statistics§.....	3 months	—	2.9	3.0
annual external debt statistics§.....	3 months	—	2.9	3.0

§ New target introduced in 2002.

Indicators

	2001 (Actual)	2002 (Actual)	2003 (Estimate)
statistical reports/publications produced.....	4	5@	4
no. of surveys conducted.....	1	1	1

@ An ad hoc report entitled "Special Report on Gross Domestic Product" was published in August 2002.

Matters Requiring Special Attention in 2003-04

17 With the availability of statistics on constant price GDP by economic activity, plans are in hand to compile and release labour productivity indices of selected service activities in 2003. The statistics provide essential data for supporting analysis of the impact of changes in labour productivity on economic growth and development.

18 Continuous efforts will be made to enhance the methodology and compilation framework of national accounts and balance of payments statistics in line with latest international standards.

Programme (4): General Statistical Services

	2001-02 (Actual)	2002-03 (Approved)	2002-03 (Revised)	2003-04 (Estimate)
Financial provision (\$m)	24.0	26.2 (+9.2%)	25.7 (-1.9%)	25.5 (-0.8%)

Aim

19 The aim is to provide statistical consultancy services and to maintain quality standards in statistical work.

Head 26 — CENSUS AND STATISTICS DEPARTMENT

Brief Description

20 The work involves:

- providing professional assistance to policy bureaux and other departments in statistical work and promoting statistical literacy and application of statistics in the community;
- co-ordinating statistical work to ensure data compatibility and to maintain quality standards;
- publishing general digests of statistics;
- promoting and facilitating further improvement of statistical services under the department's e-government strategy, including continuous enhancement of the department's website and the online statistical bookstore;
- co-ordinating and providing technical support for all end-user computer systems; and
- co-ordinating and providing support in information technology (IT) management areas such as software asset management and IT security.

21 In 2002, statistical services provided to policy bureaux and departments were generally maintained.

22 The key performance measures are:

Target

	Target	2001 (Actual)	2002 (Actual)	2003 (Plan)
provision of statistics requiring simple action.....	1 working day	1	1	1

Indicators

	2001 (Actual)	2002 (Actual)	2003 (Estimate)
assistance provided to policy bureaux/other departments projects undertaken	16	16	16
statistical reports/publications produced	6	5	6

Matters Requiring Special Attention in 2003–04

23 The need for objective, up-to-date and quality statistical information to facilitate policy planning in the Government and understanding and discussion of public issues by the community continues to increase. To address this need, the department will continue the initiatives to upgrade the quality of statistical service in respect of timeliness, relevance and user serviceability to ensure that the services are oriented to the needs of users. Work on co-ordinating statistical activities across government departments will also be given continuing attention to ensure data compatibility and maintain quality standards.

24 In view of the ever-increasing use of statistics in society, the department will continue to promote statistical literacy and application of statistics in the community to ensure that statistical information is correctly interpreted and properly used.

25 In line with current developments in the community, the department has used both Chinese and English in the statistical publications and in other communications with the public.

26 In line with the global trend, the department will continue to use modern technologies in the collection of data and dissemination of statistical information to enhance efficiency. An interactive data dissemination service on the Internet is being developed to enable more sophisticated users to generate customised statistical tables from macro-data statistical databases through an intuitive, interactive and user-friendly interface. Efforts are also being made to encourage survey respondents to use electronic questionnaire templates and to submit the completed questionnaires electronically.

27 In line with the Government wide strategy to enhance IT security, efforts will be made to raise the security requirements standard in computer systems and associated manual procedures as well as awareness among users. An IT Security Study will be conducted by external consultants in early 2003 to identify security vulnerabilities of the existing IT infrastructure and information systems and advise on the required rectifications.

28 To assess the long term potential of IT in statistical work and formulate an information systems strategy plan for the next five years, an Information Systems Strategy Study will be conducted by external consultants in 2003.

Head 26 — CENSUS AND STATISTICS DEPARTMENT

Programme (5): Price/Industry/Service Statistics

	2001-02 (Actual)	2002-03 (Approved)	2002-03 (Revised)	2003-04 (Estimate)
Financial provision (\$m)	120.9	137.9 (+14.1%)	134.7 (-2.3%)	133.3 (-1.0%)

Aim

29 The aim is to produce and analyse price, industry and service statistics.

Brief Description

30 The work involves:

- compiling consumer price indices (CPIs), index numbers relating to costs of labour and materials used in building and construction projects and import and export specification price indices on a monthly basis;
- conducting a household expenditure survey on a quinquennial basis to collect up-to-date information on household expenditure pattern for rebasing the CPIs;
- conducting a programme of annual economic surveys, covering all major economic sectors to collect detailed structural data;
- conducting monthly, quarterly and half-yearly surveys to collect data for compiling short term indicators of the performance of selected economic sectors;
- conducting an annual survey to collect data on trade in services;
- conducting an annual survey to collect data and opinions from regional headquarters and regional offices in Hong Kong;
- conducting an annual survey to collect data on IT usage and penetration in the business sector; and
- conducting an annual survey (for the first time in early 2002) to collect data on research and development and innovation activities in the business sector.

31 In 2002, the department compiled some of the science and technology statistics under a science and technology statistical framework.

32 More product statistics were compiled and producer price indices for wider selected service industries were published.

33 In July 2002, the department compiled and published for the first time statistics on offshore trade. At the same time, trade in services with much enhanced details were also published.

34 The Half-yearly Business Prospects Survey was replaced by the Quarterly Business Tendency Survey as from 2003.

35 Efforts were made to expedite the release of the results of the Annual Survey of Wholesale, Retail and Import and Export Trades, Restaurants and Hotels by 1.9 months; of Transport and Related Services by 1.7 months; of Industrial Production by 1.5 months; of Building, Construction and Real Estate Sectors by 1.5 months; and of Storage, Communication, Financing, Insurance and Business Services by 1.4 months.

36 The department hosted the 2002 Asia Pacific Technical Meeting on Information Technology and Telecommunications Statistics on 28-30 October 2002. Participants from eight countries/territories, including Hong Kong, attended the meeting.

37 The key performance measures are:

Targets

	Target	2001 (Actual)	2002 (Actual)	2003 (Plan)
provision of statistics requiring simple action.....	1 working day	1	1	1
provision of photocopies or softcopies containing detailed information upon receipt of a firm order	4 working days	4	4	4

Head 26 — CENSUS AND STATISTICS DEPARTMENT

	Target	2001 (Actual)	2002 (Actual)	2003 (Plan)
time after reference period for release of results of				
Monthly Survey of Retail Sales	1.2 months	1.2	1.2	1.2
Quarterly Survey of Industrial Production	2.9 months#	2.9	2.9	2.6
Quarterly Survey of Restaurant Receipts and Purchases	1.9 months	1.9	1.9	1.5
Annual Survey of Industrial Production	12 months@	14.1	11.7	11.7
Annual Survey of Wholesale, Retail and Import and Export Trades, Restaurants and Hotels	12 months†	15.3	11.7	11.7
time after reference period for release of CPIs	24 days	22	22	22

The target was 3 months for 2001.

@ The target was 14 months for 2001.

† The target was 15.3 months for 2001.

Indicators

	2001 (Actual)	2002 (Actual)	2003 (Estimate)
establishments enumerated	318 000	290 000#	280 000@
price quotations collected	775 000	736 000#	736 000
statistical reports/publications produced	21	24	22
no. of surveys conducted	33	36	33

The decrease is mainly due to the fact that parallel compilation of both new and old CPIs is not required.

@ The decrease is mainly due to the reduction in sample size in the Annual Survey of Industrial Production, Annual Survey of Building, Construction and Real Estate Sectors and Annual Survey of Wholesale, Retail and Import and Export Trades, Restaurants and Hotels and no more Establishment Survey on Manpower Training and Job Skills Requirements.

Matters Requiring Special Attention in 2003–04

38 During 2003–04, the department will:

- compile more science and technology statistics;
- draw up a framework for the compilation of productivity measures for the service industries and enhancement of productivity measures for the manufacturing sector; and
- expedite the release of the Quarterly Business Receipts Indices for service industries.

Programme (6): Labour Statistics

	2001–02 (Actual)	2002–03 (Approved)	2002–03 (Revised)	2003–04 (Estimate)
Financial provision (\$m)	63.4	71.3 (+12.5%)	69.0 (–3.2%)	67.8 (–1.7%)

Aim

39 The aim is to produce and analyse statistics on employment, vacancies, wage and manpower requirements and to maintain a central register of establishments as a sampling frame for conducting establishment surveys.

Brief Description

40 The work involves:

- compiling employment, vacancies and wage statistics;
- compiling statistics on manpower requirements and training needs; and
- maintaining a Central Register of Establishments.

Head 26 — CENSUS AND STATISTICS DEPARTMENT

41 The key performance measures are:

Targets

	Target	2001 (Actual)	2002 (Actual)	2003 (Plan)
provision of statistics requiring simple action.....	1 working day	1	1	1
provision of photocopies or softcopies containing detailed information upon receipt of a firm order	5 working days	5	5	5
time after reference period for release of results of quarterly surveys.....	13 weeks	13	13	13

Indicators

	2001 (Actual)	2002 (Actual)	2003 (Estimate)
records of establishments updated.....	386 000	381 000	381 000
establishments enumerated	687 000	639 000	665 000
statistical reports/publications produced	8	8	8
no. of surveys conducted	7#	4	5

Two ad hoc surveys, namely, "Survey of the Care Workers in Elderly Homes" and "Survey on the Provision of Statutory Employment Benefits by Employers" were conducted in 2001.

Matters Requiring Special Attention in 2003-04

42 During 2003-04, the department will keep on reviewing the Hong Kong Standard Industrial Classification with reference to international development of industrial classification systems.

Head 26 — CENSUS AND STATISTICS DEPARTMENT

ANALYSIS OF FINANCIAL PROVISION

Programme	2001-02 (Actual) (\$m)	2002-03 (Approved) (\$m)	2002-03 (Revised) (\$m)	2003-04 (Estimate) (\$m)
(1) Trade Statistics	162.0	179.3	179.1	173.4
(2) Social Statistics	278.2	42.6	44.9	43.5
(3) National Accounts and Balance of Payments Statistics.....	87.2	97.0	94.6	91.3
(4) General Statistical Services.....	24.0	26.2	25.7	25.5
(5) Price/Industry/Service Statistics	120.9	137.9	134.7	133.3
(6) Labour Statistics	63.4	71.3	69.0	67.8
	735.7	554.3 (-24.7%)	548.0 (-1.1%)	534.8 (-2.4%)

Analysis of Financial and Staffing Provision

Programme (1)

Provision for 2003-04 is \$5.7 million (3.2%) lower than the revised estimate for 2002-03. This is mainly due to the deletion of one post upon the implementation of the Computer-Aided Telephone Interviewing System for Trade Surveys and reduced departmental expenses.

Programme (2)

Provision for 2003-04 is \$1.4 million (3.1%) lower than the revised estimate for 2002-03. This is mainly due to the deletion of ten posts upon the completion of the 2001 Population Census and reduced departmental expenses.

Programme (3)

Provision for 2003-04 is \$3.3 million (3.5%) lower than the revised estimate for 2002-03. This is mainly due to reduced departmental expenses.

Programme (4)

Provision for 2003-04 is \$0.2 million (0.8%) lower than the revised estimate for 2002-03. This is mainly due to reduced departmental expenses, partly offset by the creation of one post to assist in promoting statistical literacy of the community.

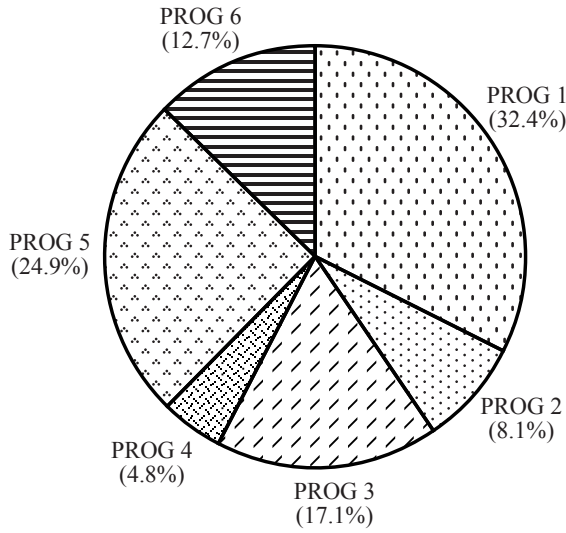
Programme (5)

Provision for 2003-04 is \$1.4 million (1.0%) lower than the revised estimate for 2002-03. This is mainly due to reduced departmental expenses, partly offset by the creation of three posts to assist in the Development of Science and Technology Indicators and eight posts to prepare for the 2004-05 Household Expenditure Survey.

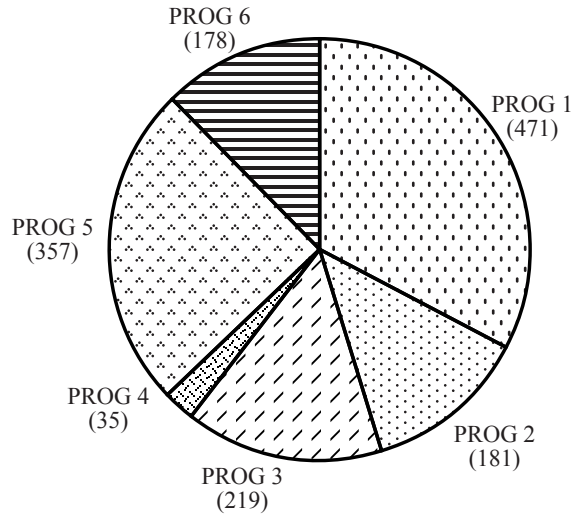
Programme (6)

Provision for 2003-04 is \$1.2 million (1.7%) lower than the revised estimate for 2002-03. This is mainly due to the net deletion of three posts and reduced departmental expenses.

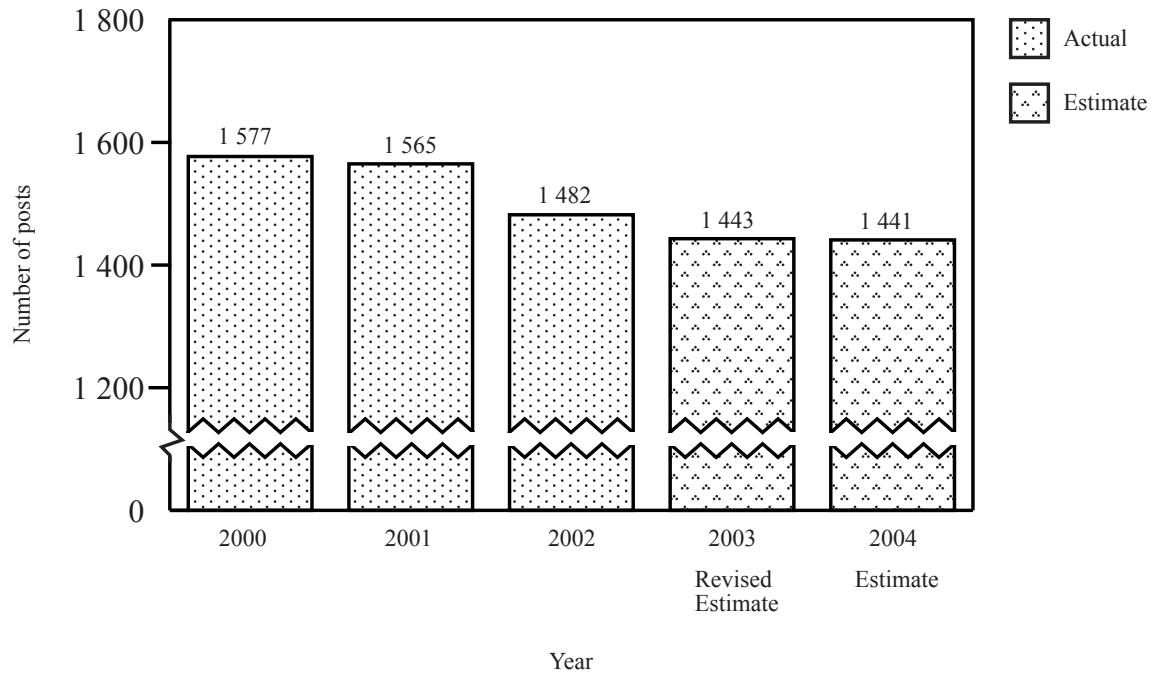
Allocation of provision to programmes (2003-04)



Staff by programme (as at 31 March 2004)



Changes in the size of the establishment (as at 31 March)



Head 26 — CENSUS AND STATISTICS DEPARTMENT

Sub-head (Code)	Actual expenditure 2001-02	Approved estimate 2002-03	Revised estimate 2002-03	Estimate 2003-04	
	\$'000	\$'000	\$'000	\$'000	
Recurrent Account					
000	Operational expenses.....	734,532	553,145	546,641	534,041
	Total, Recurrent Account	734,532	553,145	546,641	534,041
Capital Account					
I — Plant, Equipment and Works					
661	Minor plant, vehicles and equipment (block vote).....	1,119	1,127	902	298
	Total, Plant, Equipment and Works	1,119	1,127	902	298
II — Other Non-Recurrent					
700	General other non-recurrent	—	—	478	503
	Total, Other Non-Recurrent	—	—	478	503
	Total, Capital Account	1,119	1,127	1,380	801
	Total Expenditure.....	735,651	554,272	548,021	534,842

Head 26 — CENSUS AND STATISTICS DEPARTMENT

Details of Expenditure by Subhead

The estimate of the amount required in 2003–04 for the salaries and expenses of the Census and Statistics Department is \$534,842,000. This represents a decrease of \$13,179,000 against the revised estimate for 2002–03 and of \$200,809,000 against actual expenditure in 2001–02.

Recurrent Account

2 Provision of \$534,041,000 under *Subhead 000 Operational expenses* is for the salaries and allowances of staff of the Census and Statistics Department and its other operating expenses.

3 The establishment as at 31 March 2003 will be 1 443 permanent posts. It is expected that a net two posts will be deleted in 2003–04. Subject to certain conditions, the controlling officer may under delegated powers create or delete non-directorate posts during 2003–04, but the notional annual mid-point salary value of all such posts must not exceed \$384,207,000.

4 An analysis of financial provision under *Subhead 000 Operational expenses* is as follows:

	2001–02 (Actual) (\$'000)	2002–03 (Original Estimate) (\$'000)	2002–03 (Revised Estimate) (\$'000)	2003–04 (Estimate) (\$'000)
Personal Emoluments				
- Salaries.....	477,531	486,481	475,038	474,404
- Allowances.....	11,184	9,333	9,198	7,557
- Job-related allowances	16	17	22	4
Personnel Related Expenses				
- Mandatory Provident Fund contribution.....	—	—	—	250
Departmental Expenses				
- General departmental expenses.....	245,567	57,080	62,149	51,592
Subventions				
- Statistical Institute for Asia and the Pacific.....	234	234	234	234
	734,532	553,145	546,641	534,041

Capital Account

Plant, Equipment and Works

5 Provision of \$298,000 under *Subhead 661 Minor plant, vehicles and equipment (block vote)* represents a decrease of \$604,000 (67.0%) against the revised estimate for 2002–03. This is mainly due to reduced requirement for procurement of equipment.

Head 26 — CENSUS AND STATISTICS DEPARTMENT

Capital Account

Commitments

Sub-head (Code)	Item (Code)	Ambit	Approved commitment	Accumulated expenditure to 31.3.2002	Revised estimated expenditure for 2002-03	Balance
			\$'000	\$'000	\$'000	\$'000
700		<i>General other non-recurrent</i>				
	515	Publicity programme to promote statistical literacy of the community ..	981	—	478	503
		Total.....	981	—	478	503