

## Head 44 — ENVIRONMENTAL PROTECTION DEPARTMENT

---

**Controlling officer:** the Director of Environmental Protection will account for expenditure under this Head.

<b>Estimate 2003–04</b> .....	<b>\$2,544.7m</b>
<b>Establishment ceiling 2003–04</b> (notional annual mid-point salary value) representing an estimated 1 630 non-directorate posts as at 31 March 2003 reducing by 14 posts to 1 616 posts as at 31 March 2004.....	<b>\$559.1m</b>
In addition there will be an estimated 30 directorate posts as at 31 March 2003 and as at 31 March 2004.	
<b>Capital Account commitment balance</b> .....	<b>\$891.2m</b>

---

### Controlling Officer's Report

#### Programmes

<p><b>Programme (1) Waste Facilities</b></p> <p><b>Programme (2) Air</b></p> <p><b>Programme (3) Noise</b></p> <p><b>Programme (4) Waste</b></p> <p><b>Programme (5) Water</b></p> <p><b>Programme (6) Environmental Assessment and Planning</b></p> <p><b>Programme (7) Community Relations</b></p>	<p>These programmes contribute to Policy Area 23: Environmental Protection and Conservation (Secretary for the Environment, Transport and Works).</p>
--	---

#### Detail

##### Programme (1): Waste Facilities

	2001–02 (Actual)	2002–03 (Approved)	2002–03 (Revised)	<b>2003–04 (Estimate)</b>
Financial provision (\$m)	1,341.0	1,402.3 (+4.6%)	1,402.2 (–0.0%)	<b>1,379.1 (–1.6%)</b>

#### *Aim*

**2** The aim is to prepare plans and programmes for the minimisation of wastes and for the provision of facilities for managing any residual wastes in a sustainable and cost-effective manner and to co-ordinate and manage the implementation of these plans and programmes.

#### *Brief Description*

**3** The Environmental Protection Department (EPD) is the client department for the environmental public works programme and is responsible for preparing plans at strategic and district levels for the provision of facilities to manage solid and special wastes. On the basis of the plans, the EPD prepares programmes for the development of new facilities. Where facilities may be developed and operated more cost-effectively through an integrated service-contract approach, the EPD enters into a contract with an experienced waste management company to design and construct the facility, and thereafter to operate it for the remaining duration of the contract period, which is normally 15 years or more. This approach has been found to give the best value for money in overall terms. The department's work involves:

- development and management of three strategic landfills;
- development and management of chemical waste treatment facilities;
- development and management of refuse transfer facilities;
- development of facilities for management of special wastes;
- development of plans to reduce the quantity of municipal waste requiring disposal;
- implementation of the Waste Reduction Framework Plan;
- development of materials recovery facilities and programmes;
- development of a waste management plan to ensure that waste facilities meet the needs and expectations of the community for the next 20 years;
- restoration and management of exhausted landfills;
- preparation of programmes for the provision of new facilities;

## Head 44 — ENVIRONMENTAL PROTECTION DEPARTMENT

- seeking the necessary funds to carry out the programmes of facility development and management; and
- development and review of charging schemes for recovering the cost of waste management services.

4 A review was undertaken in 2001 on the progress made in implementing the Waste Reduction Framework Plan. The need for further actions on waste reduction was affirmed and new measures are being implemented to enhance public awareness and facilitate community participation in waste recycling. A study on the extension of existing landfills and identification of potential new waste disposal sites was completed. Waste management industries both locally and internationally were invited to express interest in providing appropriate technologies for the development of large scale waste management facilities in Hong Kong.

5 The key performance measures in respect of waste facilities are:

### *Targets*

	Target	2001 (Actual)	2002 (Actual)	2003 (Plan)
operation hours of strategic landfills.....	14 234	14 268	14 261	<b>14 235</b>

### *Indicators*

	2001 (Actual)	2002 (Actual)	2003 (Estimate)
<b>Strategic Landfills</b>			
number of capital works milestone payments.....	2	3	<b>3</b>
tonnage of waste received annually.....	6 138 340	7 722 647	<b>6 797 000</b>
percentage of total solid waste disposed of .....	100	100	<b>100</b>
<b>Refuse Transfer Stations</b>			
tonnage of waste received annually .....	1 924 671	2 128 397	<b>2 121 000</b>
<b>Special Wastes</b>			
tonnage of waste treated annually at the Chemical Waste Treatment Centre .....	63 000	52 400	<b>55 000</b>
<b>Waste Reduction and Recycling Hotline Service</b>			
number of enquiries handled .....	11 815	36 403	<b>10 950</b>

### *Matters Requiring Special Attention in 2003–04*

6 During 2003–04, the department will:

- commission feasibility studies on extension schemes for existing landfills;
- complete a review on the costs and benefits of the refuse transfer station network;
- complete a study on development of a recovery park;
- continue the study on the treatment of animal carcasses;
- study the feasibility of a sludge treatment facility;
- commence the modification works for the Chemical Waste Treatment Centre to enable it to receive clinical waste for treatment;
- continue the development of plans for the introduction of large-scale waste treatment facilities;
- continue to develop a waste management plan for the next 20 years;
- complete the development of a multi-purpose grass pitch on the restored Sai Tso Wan landfill;
- continue to explore ways to develop the restored landfills for beneficial uses;
- continue the programme to implement the Waste Reduction Framework Plan;
- enhance partnerships with district councils, green groups and community organisations to further promote waste reduction and recycling; and
- involve the business community more in waste prevention and recovery through product responsibility schemes.

### **Programme (2): Air**

	2001–02 (Actual)	2002–03 (Approved)	2002–03 (Revised)	2003–04 (Estimate)
Financial provision (\$m)	561.7	297.9 (–47.0%)	367.0 (+23.2%)	<b>600.4 (+63.6%)</b>

## Head 44 — ENVIRONMENTAL PROTECTION DEPARTMENT

### *Aim*

7 The aim is to achieve and maintain satisfactory air quality through intervention in the planning process and enforcement of the Air Pollution Control Ordinance (APCO), Ozone Layer Protection Ordinance (OLPO) and other statutory requirements.

### *Brief Description*

8 The work carried out by the department in seeking to achieve and maintain satisfactory air quality includes:

- development of air quality objectives, standards and guidelines;
- enforcement of the requirements of the APCO and OLPO to control air pollution from factories, polluting processes, motor vehicles, ozone depleting substances, asbestos and other sources;
- scrutiny of project development proposals and land use plans to ensure that air quality standards and guidelines will be met;
- scrutiny of relevant project development proposals to ensure that the associated safety risks are properly assessed and managed;
- operation of an air quality monitoring network and laboratories to provide the air quality information needed for checking the effectiveness of existing programmes and development of new policies;
- investigations into emerging issues such as indoor and toxic air pollution to provide a basis for formulating new policies;
- provision of air quality information and air pollution index to the public; and
- participation in the development of initiatives concerning global warming (climate change) and related energy matters.

9 Over 90% of diesel taxis were replaced with liquefied petroleum gas (LPG) taxis. The LPG refilling network was expanded to 12 dedicated LPG filling stations and 30 existing petrol filling stations which have been retrofitted with LPG filling facilities. This network is able to support the use of LPG by all taxis and light buses. In August 2002, a subsidy scheme was launched to encourage light buses to be replaced by LPG or electric light buses through provision of a grant. A programme to retrofit pre-Euro heavy diesel motor vehicles with particulate reduction devices started in December. Ultra low sulphur diesel became a statutory requirement for motor diesel. A joint study with the Guangdong provincial authorities on the air pollution problems in the Pearl River Delta Region was completed. In April, a consensus was reached with the Guangdong Provincial Government to improve air quality in the Pearl River Delta Region by reducing, on a best endeavour basis by 2010, the emissions of four major pollutants in the region by 20-55%.

10 The key performance measures in respect of air related activities are:

### *Targets*

	Target	2001 (Actual)	2002 (Actual)	2003 (Plan)
processing of chimney/furnace applications (days) .....	28	15	16	<b>16</b>
percentage of time with all monitoring stations complying with short-term Air Quality Objectives.....	100	95	93	<b>95</b>
percentage of monitoring stations complying with long-term Air Quality Objectives.....	100	64	67	<b>69</b>

### *Indicators*

	2001 (Actual)	2002 (Actual)	2003 (Estimate)
chimney/furnace applications processed .....	500	459	<b>450</b>
asbestos abatement plans processed .....	376	287	<b>400</b>
percentage of specified processes under licence .....	95	94	<b>95</b>
premises and plants inspected .....	19 920	22 572	<b>20 800</b>
no. of complaints handled.....	4 647	4 808	<b>4 800</b>
technical advice provided to polluters.....	4 555	5 506	<b>5 360</b>
legal notices issued.....	251	410	<b>590</b>
no. of prosecutions under the APCO and OLPO.....	315	225	<b>200</b>
reduction of scheduled ozone depleting substance consumption (tonnage).....	5 397	5 367	<b>5 400</b>
planning advice issued.....	1 261	1 151	<b>1 150</b>
smoky vehicle reports processed .....	29 236	18 533	<b>16 000</b>

## Head 44 — ENVIRONMENTAL PROTECTION DEPARTMENT

	2001 (Actual)	2002 (Actual)	2003 (Estimate)
smoky vehicles tested .....	20 949	16 310	<b>15 000</b>
enquiries/complaints on smoky vehicle matters handled.....	19 773	10 471	<b>9 000</b>

### *Matters Requiring Special Attention in 2003–04*

**11** During 2003–04, the department will:

- continue to implement various programmes to reduce emissions from motor vehicles;
- continue to explore ways to encourage the use of cleaner vehicles and fuels and technologies that can help reduce air pollution;
- assist owners of pre-Euro heavy diesel vehicles to install particulate removal devices;
- prepare plans to reduce petrol vapour emission at petrol filling stations during vehicle refueling; and
- work with the Guangdong authorities on plans and measures to improve air quality in the Pearl River Delta Region.

### **Programme (3): Noise**

	2001–02 (Actual)	2002–03 (Approved)	2002–03 (Revised)	2003–04 (Estimate)
Financial provision (\$m)	97.4	102.4 (+5.1%)	98.3 (–4.0%)	<b>99.3 (+1.0%)</b>

### *Aim*

**12** The aim is to prevent, minimise and resolve environmental noise problems through intervention in the planning process, implementation of noise abatement measures and enforcement of the Noise Control Ordinance (NCO).

### *Brief Description*

**13** To achieve this aim, the department carries out the following main tasks:

- provision of professional input at the planning stage of policy and project development to pre-empt and mitigate noise problems;
- enforcement in conjunction with the police of the provisions of the NCO through six Local Control Offices for a better service to the local community;
- development of new and improved legislation; and
- development of practical proposals to address existing traffic noise problems.

**14** In 2002, the department participated in the implementation of improvement measures to address noise impacts from existing roads. The Noise Control Ordinance was amended to include explicit provisions holding top management of bodies corporate liable for offences committed by the bodies corporate. Legislative amendments were also made to update vehicle noise emission standards to tie in with the latest international standards.

**15** The key performance measures in respect of noise related activities are:

### *Targets*

	Target days	2001 (Actual)	2002 (Actual)	2003 (Plan)
processing of percussive piling permit.....	28	17	17	<b>17</b>
processing of general work permit.....	28	18	18	<b>18</b>
processing of noise emission label for breaker and air compressor .....	28	15	15	<b>15</b>

### *Indicators*

	2001 (Actual)	2002 (Actual)	2003 (Estimate)
comments given in planning stage.....	2 154	2 021	<b>2 000</b>
no. of prosecutions under the NCO .....	363	273	<b>250</b>
no. of construction noise permits for percussive piling processed .....	380	435	<b>400</b>
no. of general work permits processed .....	3 220	3 048	<b>3 000</b>

## Head 44 — ENVIRONMENTAL PROTECTION DEPARTMENT

	2001 (Actual)	2002 (Actual)	2003 (Estimate)
no. of noise emission labels issued for breakers and compressors .....	1 343	845	<b>800</b>
no. of noise abatement notices served .....	167	160	<b>160</b>
no. of complaints handled.....	5 468	6 366	<b>6 400</b>

### *Matters Requiring Special Attention in 2003–04*

**16** During 2003–04, the department will:

- continue to participate in the implementation of improvement measures to address the noise impacts from existing roads;
- formulate codes of practice to guide various industries on good management practices to prevent violations under the Noise Control Ordinance; and
- enhance partnership with a variety of industry and trade groups to raise noise awareness and help them improve their environmental performance.

### **Programme (4): Waste**

	2001–02 (Actual)	2002–03 (Approved)	2002–03 (Revised)	2003–04 (Estimate)
Financial provision (\$m)	127.9	133.2 (+4.1%)	128.9 (–3.2%)	<b>128.6 (–0.2%)</b>

### *Aim*

**17** The aim is to establish a framework of legislative and institutional controls to safeguard the health and welfare of the community from any adverse environmental effects associated with the improper handling and disposal of waste.

### *Brief Description*

**18** Under this programme, the EPD implements a comprehensive system for the management of all types of waste including municipal, livestock, construction, chemical and clinical wastes, sediments, sewage and water treatment works sludges and other difficult wastes. There are the following four main components:

- enforcing relevant legislation to discourage the illegal disposal of all forms of waste, and encourage the operation of environmentally sound waste handling and disposal facilities;
- developing proposals for new legislation or amendments to existing legislation, to meet changing waste management needs or to improve the effectiveness of control;
- developing new strategies for dealing with different types of waste, especially those which are hazardous or difficult to handle; and
- providing advice on the assessment and remediation of land contaminated by hazardous substances.

**19** In 2002, the department prepared a draft guidance manual for the use of risk-based local standards for contaminated land assessment. It consulted the Advisory Council on the Environment and the Joint Panel on Environmental Affairs and Health Services on the proposal to control the collection and disposal of clinical waste from waste producers and on the proposal to modify the Chemical Waste Treatment Centre to treat clinical waste.

**20** The key performance measures in respect of the waste programme are:

### *Targets*

	Target	2001 (Actual)	2002 (Actual)	2003 (Plan)
processing clinical waste disposal permits within 9 days .....	95%	96%	95%	<b>95%</b>
processing marine dumping permits within 18 days .....	90%	93%	91%	<b>90%</b>
initial response to waste complaints within 3 days .....	95%	99%	99%	<b>98%</b>

## Head 44 — ENVIRONMENTAL PROTECTION DEPARTMENT

### *Indicators*

	2001 (Actual)	2002 (Actual)	2003 (Estimate)
no. of marine dumping permits issued.....	178	187	160
no. of waste import/export permits issued.....	5	1	3
no. of chemical waste trip tickets recorded.....	39 700	39 500	39 000
no. of chemical waste collector licences issued.....	33	34	36
no. of chemical waste disposal licences issued.....	17	16	18
livestock waste			
total quantity produced (thousand tonnes).....	252	260	260
percentage disposed of by environmentally acceptable means.....	94	94	94
no. of prosecutions for			
chemical waste control offences.....	81	49	50
livestock waste control offences.....	76	51	50
marine dumping offences.....	18	5	5
waste import/export offences.....	15	18	15
illegal deposit of waste offences.....	84	87	40
no. of complaints handled.....	1 220	1 083	1 100

### *Matters Requiring Special Attention in 2003–04*

21 During 2003–04, the department will:

- consult stakeholders on the draft risk-based local standards for contaminated land assessment; and
- submit the legislative proposal for the control of clinical waste to the Legislative Council.

### **Programme (5): Water**

	2001–02 (Actual)	2002–03 (Approved)	2002–03 (Revised)	2003–04 (Estimate)
Financial provision (\$m)	225.1	233.1 (+3.6%)	233.9 (+0.3%)	221.4 (–5.3%)

### *Aim*

22 The aim is to ensure that the quality of Hong Kong's marine and freshwater is such that the various conservation goals for them can be met, and that plans are formulated and implemented to ensure that Hong Kong's sewerage systems can operate safely and effectively both now and with further urban development in future.

### *Brief Description*

23 Under the water programme, the EPD formulates Water Quality Objectives (WQOs) for Hong Kong which are aimed at safeguarding human health and protecting aquatic life. The department seeks to ensure WQOs are attained and maintained by enforcing relevant legislation; by ensuring the provision of an adequate sewerage infrastructure; by assessing the possible impact on water quality of strategic and local developments and requiring this to be taken into account in development plans; and by proposing revisions to legislative arrangements aimed at preventing water pollution. Water and sediment quality are monitored extensively, and special investigations are conducted to provide the basis for policy development and preventive planning.

24 At the end of 2000, an international review panel made recommendations regarding the further development of the sewerage system for the harbour area, now known as the Harbour Area Treatment Scheme (HATS). Having reviewed the recommendations and consulted the public, the Government decided to carry out a programme of trials and studies to confirm the feasibility of several alternative configurations for the HATS. Subsequently the environmental and engineering feasibility studies on the alternative configurations, and trials to test new compact sewage treatment technologies under Hong Kong conditions were commissioned in late 2001 and early 2002 respectively. A study on procurement options was also commissioned in 2002 to identify the best contract option to implement the future stages of HATS. The studies and trials will be completed by around end of 2003.

25 In light of the revised population forecasts and development proposals, the sewerage master plans for Central and East Kowloon, Tuen Mun, Tsing Yi and the Outlying Islands were reviewed and proposals for upgrading works were made. Similar reviews for Hong Kong Island, North District and Tolo Harbour areas are continuing.

26 The key performance measures in respect of the water programme are:

## Head 44 — ENVIRONMENTAL PROTECTION DEPARTMENT

### *Targets*

	Target	2001 (Actual)	2002 (Actual)	2003 (Plan)
inspection of major discharges in every Water Control Zone at least four times a year .....	100%	100%	100%	<b>100%</b>
provision of weekly beach water quality grading to the public during bathing season .....	100%	100%	100%	<b>100%</b>
initial response to water pollution complaints within 3 days .....	95%	99%	99%	<b>98%</b>

### *Indicators*

	2001 (Actual)	2002 (Actual)	2003 (Estimate)
percentage compliance with WQOs for marine waters.....	76	81	<b>82</b>
no. of inland water sampling points.....	82	82	<b>82</b>
percentage classified			
excellent .....	43	43	<b>44</b>
good.....	27	30	<b>31</b>
fair .....	19	14	<b>13</b>
bad.....	11	12	<b>12</b>
very bad.....	—	1	—
percentage compliance with WQOs for inland waters.....	81	82	<b>83</b>
enforcement of the WPCO			
no. of licences granted.....	3 715	2 505	<b>2 000</b>
no. of licences renewed .....	1 145	2 246	<b>2 450</b>
no. of prosecutions for water pollution control offences	199	133	<b>120</b>
no. of detailed investigations and inspections .....	22 468	23 267	<b>22 000</b>
no. of complaints handled.....	1 640	1 529	<b>1 600</b>
no. of drainage plans vetted (under the Buildings Ordinance)	392	291	<b>300</b>
no. of responses to planning cases.....	945	994	<b>1 000</b>

### *Matters Requiring Special Attention in 2003–04*

27 During 2003–04, the department will:

- finalise the assessment of the various options for further developing the HATS and consult the community on the way forward; and
- develop proposals for an appropriate toxic substances control strategy based on the outcome of the on-going study on toxic pollutants.

### **Programme (6): Environmental Assessment and Planning**

	2001–02 (Actual)	2002–03 (Approved)	2002–03 (Revised)	2003–04 (Estimate)
Financial provision (\$m)	65.6	75.4 (+14.9%)	73.3 (–2.8%)	<b>74.0</b> <b>(+1.0%)</b>

### *Aim*

28 The aim is to pre-empt environmental problems associated with projects, plans, policies and strategies by assessing their environmental implications and ensuring that effective preventive and mitigatory measures are implemented where potential problems are identified.

### *Brief Description*

29 The department seeks to prevent environmental problems through reviewing the environmental findings of projects, planning proposals and development strategies which have significant environmental implications. It oversees strategic environmental assessment and environmental impact assessment (EIA) studies, and enforces the EIA Ordinance to ensure that the environmental impacts are properly assessed and measures to control them are properly implemented. Environmental information is provided to the Executive Council and the Public Works Subcommittee of the Finance Committee to facilitate informed decision making.

## Head 44 — ENVIRONMENTAL PROTECTION DEPARTMENT

30 In 2002, the department launched a training programme for relevant government departments to enhance their understanding of the EIA mechanism. The department also operated a help-desk to facilitate controlling officers and government-owned organisations to prepare their environmental performance reports and continued to promote the consideration of key environmental implications of major policies or strategies at the earliest possible stage.

31 The key performance measures in respect of environmental assessment and planning are:

### *Indicators*

	2001 (Actual)	2002 (Actual)	2003 (Estimate)
plans reviewed and technical environmental advice given (on outline zoning plans, layout plans, etc).....	112	209	<b>200</b>
miscellaneous district planning or housing proposals reviewed and technical environmental advice given (on housing proposals, applications under section 16 of the Town Planning Ordinance).....	1 104	1 162	<b>1 100</b>
major planning studies and strategic planning studies.....	43	47	<b>45</b>
applications processed under the EIA Ordinance.....	131	129	<b>125</b>
major projects undergoing environmental monitoring and audit.....	163	156	<b>160</b>
environmental impact assessments with technical advice provided.....	87	82	<b>85</b>
environmental implications paragraphs in Public Works Subcommittee, Finance Committee and Executive Council papers vetted.....	150	195	<b>190</b>

### *Matters Requiring Special Attention in 2003–04*

32 During 2003–04, the department will:

- pre-empt environmental problems through the enforcement of the EIA Ordinance;
- enhance its advisory role and facilitate project proponents to apply the EIA process to major development projects to avoid or minimise adverse environmental effects at the early planning stage;
- promote the incorporation of environmental considerations into major policies and strategies at the earliest possible stage; and
- work jointly with the Mainland in the areas of environmental assessment and planning.

### **Programme (7): Community Relations**

	2001–02 (Actual)	2002–03 (Approved)	2002–03 (Revised)	2003–04 (Estimate)
Financial provision (\$m)	28.5	38.8 (+36.1%)	45.6 (+17.5%)	<b>41.9</b> <b>(–8.1%)</b>

### *Aim*

33 The aim is to promote community environmental awareness, through campaigns, publicity, education and action programmes, with a view to harnessing the community's support for and contribution to achieving desired environmental goals, and securing long term solutions to environmental problems through development of an improved environmental ethic within the community.

### *Brief Description*

34 The department organises events; produces educational materials; operates a Visitors Centre and three Environmental Resource Centres (ERCs); and provides advice to community groups to arouse community environmental awareness. The EPD liaises with green groups to harness their support; plans and co-ordinates development of new ERCs; and provides secretarial and executive support to the Environmental Campaign Committee (ECC). The department provides a 24-hour complaint hotline to respond to complaints and enquiries on pollution matters.

35 In 2002, the ERCs located at the old Wan Chai Post Office, Tak Wah Park in Tsuen Wan and the EPD's Visitors Centre continued to be well-used in providing the public with access to environmental information. The centre in Tsuen Wan is operated by a green group with the EPD as the management agent. The Mobile Environmental Resource Centre continued to be very popular with the public. A new ERC in Fanling will commence operation in early 2003.



## Head 44 — ENVIRONMENTAL PROTECTION DEPARTMENT

36 Through the ECC's Secretariat, the EPD provides the committee with support in obtaining funding from the Environment and Conservation Fund (ECF) and makes use of the funding to implement the ECC's projects. In 2002, the ECC continued the annual major programmes of the Environmental Protection Festival and the World Environment Day and carried out numerous other programmes with schools and community groups. It also vetted funding applications for the ECF's Environmental Education and Community Action Projects and continued the monthly publication of the bulletin of the ECC.

37 The key performance measures in respect of community relations are:

### *Indicators*

	2001 (Actual)	2002 (Actual)	2003 (Estimate)
no. of environmental awareness and education programmes organised.....	177	389	320
no. of publications and publicity materials issued .....	65	107	70
no. of green groups, schools and community groups involved in environmental awareness and education programmes ....	2 187	2 518	2 300
no. of talks given to community groups, schools, tertiary and professional institutions, industrial organisations and businesses .....	572	756	710
no. of guided visits to ERCs and Visitors Centre .....	368	677	640
no. of new Environment and Conservation Fund grants processed .....	109	121	130
no. of enquiries handled by Community Relations Unit and Complaint Hotline.....	96 316	68 495	68 000
no. of pollution complaints handled by EPD.....	20 217	19 449	19 500
no. of pollution complaints handled by Police .....	5 380	6 121	6 100

### *Matters Requiring Special Attention in 2003–04*

38 During 2003–04, the department will:

- raise community awareness by organising waste separation and recovery programmes;
- educate the general public to understand more about our environment and government's environmental initiatives;
- assist in co-ordinating the planning and development of ERCs in different parts of the territory; and
- improve environmental awareness at the district level.

## Head 44 — ENVIRONMENTAL PROTECTION DEPARTMENT

### ANALYSIS OF FINANCIAL PROVISION

Programme	2001-02 (Actual) (\$m)	2002-03 (Approved) (\$m)	2002-03 (Revised) (\$m)	2003-04 (Estimate) (\$m)
(1) Waste Facilities.....	1,341.0	1,402.3	1,402.2	1,379.1
(2) Air.....	561.7	297.9	367.0	600.4
(3) Noise.....	97.4	102.4	98.3	99.3
(4) Waste.....	127.9	133.2	128.9	128.6
(5) Water.....	225.1	233.1	233.9	221.4
(6) Environmental Assessment and Planning ...	65.6	75.4	73.3	74.0
(7) Community Relations .....	28.5	38.8	45.6	41.9
	2,447.2	2,283.1 (-6.7%)	2,349.2 (+2.9%)	2,544.7 (+8.3%)

#### Analysis of Financial and Staffing Provision

##### Programme (1)

Provision for 2003-04 is \$23.1 million (1.6%) lower than the revised estimate for 2002-03. This is mainly due to increased contract payment to waste facility operator to cater for the surge in construction and demolition materials delivered to South East New Territories Landfill in 2002-03 after the closure of the public filling area in Tseung Kwan O, and reduced operating expenses in 2003-04.

##### Programme (2)

Provision for 2003-04 is \$233.4 million (63.6%) higher than the revised estimate for 2002-03. This is mainly due to increased requirement for one-off grants to assist owners of pre-Euro diesel heavy vehicles to retrofit their vehicles with particulate removal devices and to encourage diesel public light bus owners to replace their vehicles early with ones that run on LPG or electricity. The increase is partly offset by deletion of one post and reduced requirement of allowances and operating expenses, and reduced requirement for one-off grant to encourage diesel taxi owners to replace their vehicles by LPG taxis.

##### Programme (3)

Provision for 2003-04 is \$1.0 million (1.0%) higher than the revised estimate for 2002-03. This is mainly due to increased requirement of capital expenditure, partly offset by deletion of one post and reduced requirement of allowances and operating expenses.

##### Programme (4)

Provision for 2003-04 is \$0.3 million (0.2%) lower than the revised estimate for 2002-03. This is mainly due to deletion of five posts and full-year effect of civil service pay reduction, partly offset by increased requirement of capital expenditure and salary increment.

##### Programme (5)

Provision for 2003-04 is \$12.5 million (5.3%) lower than the revised estimate for 2002-03. This is mainly due to deletion of six posts, reduced requirement of allowances, operating expenses and capital expenditure.

##### Programme (6)

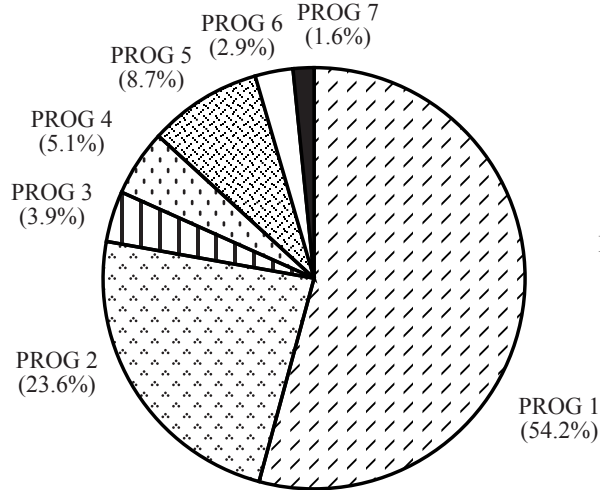
Provision for 2003-04 is \$0.7 million (1.0%) higher than the revised estimate for 2002-03. This is mainly due to increased operating expenses, partly offset by deletion of one post.

##### Programme (7)

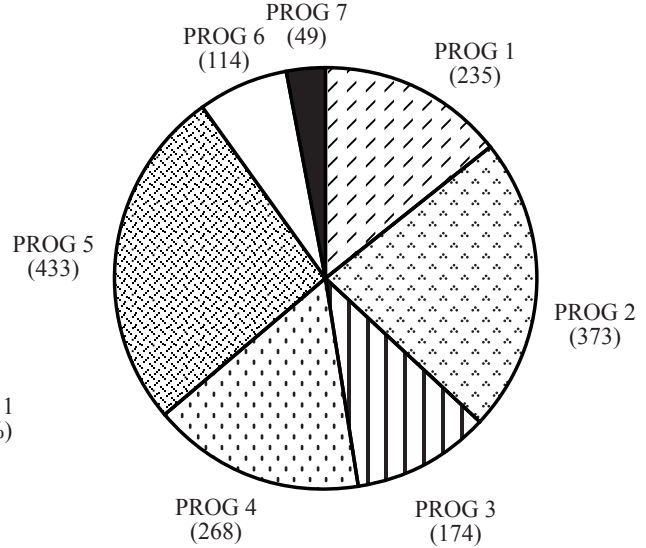
Provision for 2003-04 is \$3.7 million (8.1%) lower than the revised estimate for 2002-03. This is mainly due to reduced operating expenses and reduced requirement of capital expenditure.

**Head 44 — ENVIRONMENTAL PROTECTION DEPARTMENT**

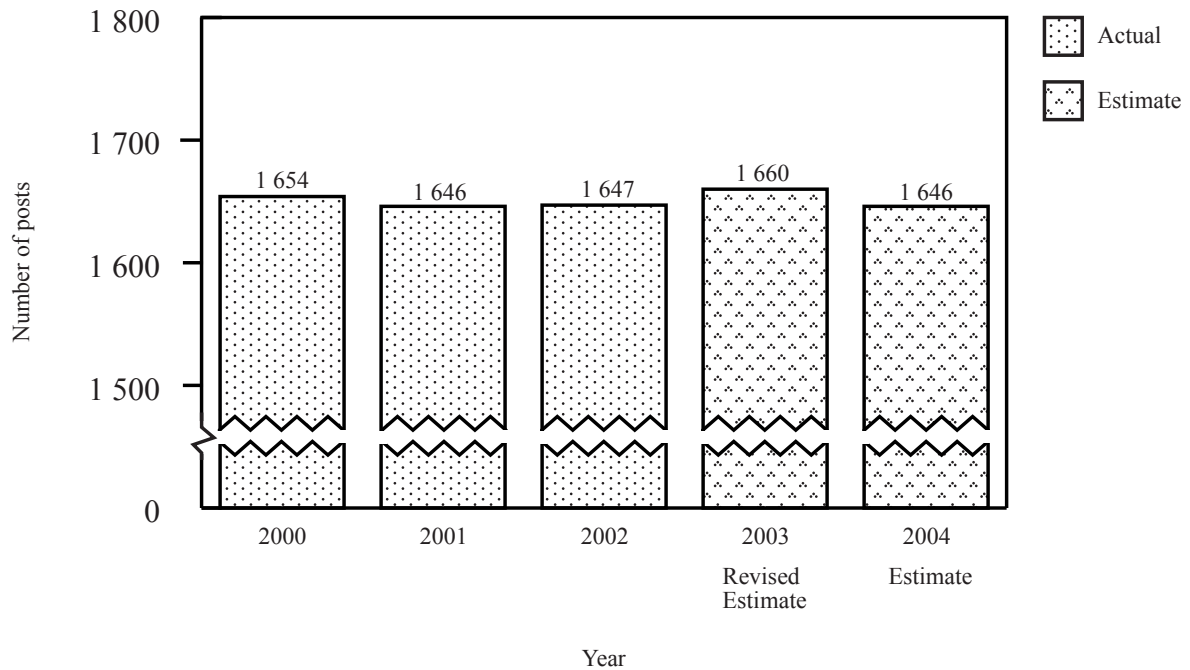
*Allocation of provision to programmes (2003-04)*



*Staff by programme (as at 31 March 2004)*



*Changes in the size of the establishment (as at 31 March)*



**Head 44 — ENVIRONMENTAL PROTECTION DEPARTMENT**

Sub-head (Code)	Actual expenditure 2001-02	Approved estimate 2002-03	Revised estimate 2002-03	<b>Estimate 2003-04</b>
	\$'000	\$'000	\$'000	<b>\$'000</b>
<b>Recurrent Account</b>				
000	Operational expenses.....	—	936,986	913,882
297	Fees for operation of waste facilities.....	1,207,709	1,245,976	1,255,976
	Salaries.....	747,805	—	—
	Allowances.....	14,988	—	—
	Job-related allowances.....	822	—	—
	Specialist supplies and equipment.....	16,839	—	—
	General departmental expenses.....	94,563	—	—
	<b>Total, Recurrent Account.....</b>	<b>2,082,726</b>	<b>2,182,962</b>	<b>2,169,858</b>
<b>Capital Account</b>				
I — Plant, Equipment and Works				
	Plant, vehicles and equipment.....	315	—	—
	Minor plant, vehicles and equipment (block vote).....	857	600	600
	<b>Total, Plant, Equipment and Works.....</b>	<b>1,172</b>	<b>600</b>	<b>600</b>
II — Other Non-Recurrent				
700	General other non-recurrent.....	363,254	99,508	178,771
	<b>Total, Other Non-Recurrent.....</b>	<b>363,254</b>	<b>99,508</b>	<b>178,771</b>
	<b>Total, Capital Account.....</b>	<b>364,426</b>	<b>100,108</b>	<b>179,371</b>
	<b>Total Expenditure.....</b>	<b>2,447,152</b>	<b>2,283,070</b>	<b>2,349,229</b>

## Head 44 — ENVIRONMENTAL PROTECTION DEPARTMENT

### Details of Expenditure by Subhead

The estimate of the amount required in 2003–04 for the salaries and expenses of the Environmental Protection Department is \$2,544,735,000. This represents an increase of \$195,506,000 over the revised estimate for 2002–03 and of \$97,583,000 over actual expenditure in 2001–02.

#### *Recurrent Account*

**2** Provision of \$909,077,000 under *Subhead 000 Operational expenses* is for the salaries and allowances of staff of the Environmental Protection Department and its other operating expenses.

**3** The establishment as at 31 March 2003 will be 1 660 permanent posts. It is expected that 14 permanent posts will be deleted in 2003–04. Subject to certain conditions, the controlling officer may under delegated powers create or delete non-directorate posts during 2003–04, but the notional annual mid-point salary value of all such posts must not exceed \$559,145,000.

**4** An analysis of financial provision under *Subhead 000 Operational expenses* is as follows:

	2001–02 (Actual) (\$'000)	2002–03 (Original Estimate) (\$'000)	2002–03 (Revised Estimate) (\$'000)	<b>2003–04 (Estimate) (\$'000)</b>
Personal Emoluments				
- Salaries.....	747,805	774,886	752,015	<b>754,892</b>
- Allowances.....	14,988	14,721	14,501	<b>12,137</b>
- Job-related allowances .....	822	849	836	<b>828</b>
Personnel Related Expenses				
- Mandatory Provident Fund contribution.....	—	—	—	<b>779</b>
Departmental Expenses				
- Specialist supplies and equipment.....	16,839	17,292	17,292	<b>15,960</b>
- General departmental expenses.....	94,563	129,238	129,238	<b>124,481</b>
	875,017	936,986	913,882	<b>909,077</b>

**5** Provision of \$1,229,103,000 under *Subhead 297 Fees for operation of waste facilities* is for contract payments for the operation of waste facilities including the Chemical Waste Treatment Centre, refuse transfer stations and landfills, and for administering the charging schemes therefor.

## Head 44 — ENVIRONMENTAL PROTECTION DEPARTMENT

### Capital Account

#### Commitments

Sub-head (Code)	Item (Code)	Ambit	Approved commitment	Accumulated expenditure to 31.3.2002	Revised estimated expenditure for 2002-03	Balance
			\$'000	\$'000	\$'000	\$'000
700		<i>General other non-recurrent</i>				
	518	Demolition of compensated farm structures on Government land .....	31,860	17,693	1,200	12,967
	548	Consultancy study on the air pollution problems in the Pearl River Delta Region.....	15,000	11,236	1,450	2,314
	549	Study on toxic substances pollution .....	16,800	7,572	8,002	1,226
	551	Development of a Mirs Bay regional water quality control strategy.....	2,000	740	600	660
	554	One-off grant to encourage diesel taxi owners to replace their vehicles with liquefied petroleum gas taxis .....	725,520	590,360	109,680	25,480
	557	Reduction of construction and demolition material in the construction industry.....	600	442	66	92
	558	Public awareness on waste reduction .....	2,600	1,854	—	746
	559	Development of a Pearl River Estuary Model for water quality management .....	5,100	29	1,001	4,070
	560	Workshops to promote environmental awareness of ten target community groups through a 2-year programme ..	3,800	1,216	2,274	310
	561	Development of a Biological Indicator System for monitoring marine pollution.....	10,000	2,794	5,300	1,906
	563	Study of dioxins emission by sampling ..	7,200	—	30	7,170
	564	Study to evaluate the adverse impact of environmental noise on public health in Hong Kong .....	3,500	—	—	3,500
	565	Study to evaluate the environmental implications on traffic management measures .....	1,500	—	300	1,200
	566	Review the eligibility of road sections for retrofitting barriers .....	3,000	—	169	2,831
	567	To enhance education and community involvement in waste reduction .....	2,125	—	1,840	285
	568	One-off grant to assist owners of pre-Euro diesel heavy vehicles to retrofit their vehicles with particulate removal devices .....	600,000	—	15,000	585,000
	569	“Community green network programme” to educate the public on the environment and government’s environmental initiatives.....	9,950	—	4,070	5,880
	570	One-off grant to encourage diesel public light bus owners to replace their vehicles early with ones that run on liquefied petroleum gas or electricity.	261,000	—	25,440	235,560
		Total.....	<u>1,701,555</u>	<u>633,936</u>	<u>176,422</u>	<u>891,197</u>