

Head 49 — FOOD AND ENVIRONMENTAL HYGIENE DEPARTMENT

Controlling officer: the Director of Food and Environmental Hygiene will account for expenditure under this Head.

Estimate 2003–04 **\$4,404.2m**

Establishment ceiling 2003–04 (notional annual mid-point salary value) representing an estimated 12 578 non-directorate posts as at 31 March 2003 reducing by two posts to 12 576 posts as at 31 March 2004..... **\$2,414.3m**

In addition there will be an estimated 13 directorate posts as at 31 March 2003 and as at 31 March 2004.

Capital Account commitment balance **\$39.1m**

Controlling Officer's Report

Programmes

Programme (1) Food Safety and Public Health	This programme contributes to Policy Area 2: Agriculture, Fisheries and Food Safety (Secretary for Health, Welfare and Food).
Programme (2) Environmental Hygiene and Related Services	These programmes contribute to Policy Area 32: Environmental Hygiene (Secretary for Health, Welfare and Food).
Programme (3) Market Management and Hawker Control	
Programme (4) Public Education and Community Involvement	This programme contributes to Policy Area 2: Agriculture, Fisheries and Food Safety (Secretary for Health, Welfare and Food) and Policy Area 32: Environmental Hygiene (Secretary for Health, Welfare and Food).

Detail

Programme (1): Food Safety and Public Health

	2001–02 (Actual)	2002–03 (Approved)	2002–03 (Revised)	2003–04 (Estimate)
Financial provision (\$m)	365.6	409.1 (+11.9%)	391.1 (–4.4%)	406.7 (+4.0%)

Aim

2 The aim is to ensure that food available for human consumption is wholesome, hygienic and safe; and to safeguard public health through testing and control of live food animals and effective pest control.

Brief Description

3 The work involves:

- conducting food surveillance at various points of the food chain and taking enforcement actions;
- ensuring pre-packaged food for sale is properly labelled;
- promoting Hazard Analysis and Critical Control Point (HACCP) approach to the trade and the adoption of the HACCP-based food safety plan;
- conducting risk assessment on food and providing timely information to the public;
- investigating and managing food incidents;
- exercising import control on high-risk food and issuing health certificates for food exports;
- exercising import control on live food animals;
- conducting inspections and tests on live food animals at licensed slaughterhouses and wholesale markets;
- providing meat inspection services at licensed slaughterhouses;
- conducting risk assessment on pests affecting public health;
- taking control measures to prevent vector-borne diseases; and
- investigating incidents of vector-borne diseases.

Head 49 — FOOD AND ENVIRONMENTAL HYGIENE DEPARTMENT

- 4 The performance targets set for 2002 were satisfactorily achieved.
 5 The key performance measures are:

Targets

	Target	2001 (Actual)	2002 (Actual)	2003 (Plan)
applications for import of game, meat and poultry to be processed within five working days (%)	98	100	100	98
applications for import of milk and milk products to be processed within 13 working days (%)	98	100	100	98
applications for import of frozen confections to be processed within 13 working days (%)	98	100	100	98
applications for export or re-export food health certificates to be processed within 13 working days (%)	98	100	100	98
inspecting vehicles carrying vegetables at Man Kam To Food Control Office (% of vehicles)	98	100	100	98
food surveillance through testing of food samples (no. of food samples tested per 1 000 population per year)	8	8	8	8
initiating investigation of reports of food unfit for human consumption within 24 hours (%)	100	100	100	100
initiating investigation of complaints about food labelling within three working days (%)	100	100	100	100
issuing veterinary health certificates for exported food containing animal products within three working days (%) ..	98	100	100	98
inspecting vehicles carrying poultry at Man Kam To (% of vehicles)	98	100	100	98
testing pigs for beta-agonists (% of lots)	98	100	100	98
conducting inspections of farms exporting food animals to Hong Kong (no. of farms)†	20	—	20	20
initiating pest control measures within 24 hours upon receiving report of vector-borne diseases (%)	100	100	100	100
dealing with complaints on pest control matters within seven working days (%) ..	100	100	100	100

† New target as from 2002.

Indicators

	2001 (Actual)	2002 (Actual)	2003 (Estimate)
no. of applications for import of game, meat and poultry	4 191	3 969	4 000
no. of applications for import of milk and milk products	160	176	180
no. of applications for import of frozen confections	126	180	180
no. of export/re-export food health certificates issued	86	153	150
no. of vehicles carrying vegetables inspected at Man Kam To Food Control Office	75 353	67 075	67 000
no. of food samples taken for testing†	56 526	55 515	56 000
no. of labels checked	58 230	56 493	56 500
no. of HACCP seminars/workshops	26	26	25
no. of veterinary health certificates for exported food containing animal products issued	61	57	60
no. of vehicles carrying poultry inspected at Man Kam To	15 923	15 340	15 400
no. of blood samples taken from poultry for testing of avian influenza H5 antibodies	235 528	269 790	270 000
no. of samples taken from food animals for testing of veterinary drug residues†	86 698	71 689	72 000

Head 49 — FOOD AND ENVIRONMENTAL HYGIENE DEPARTMENT

	2001 (Actual)	2002 (Actual)	2003 (Estimate)
no. of poison treatments of rodent infestation in building blocks.....	58 724	70 450	70 000
no. of trappings.....	3 247	2 965	2 900
no. of mosquito breeding places eliminated	26 226	62 977	62 900
no. of pest control surveys conducted	2 757	3 606	3 600

† Revised indicators as from 2003 to reflect the changes in the scope of work. The actual figures have been amended accordingly.

Matters Requiring Special Attention in 2003–04

6 During 2003–04, the department will:

- conduct public consultation on the introduction of nutrition labelling;
- strengthen the surveillance programme on dengue vector; and
- strengthen control of veterinary drug residues in food animals.

Programme (2): Environmental Hygiene and Related Services

	2001–02 (Actual)	2002–03 (Approved)	2002–03 (Revised)	2003–04 (Estimate)
Financial provision (\$m)	2,346.2	2,793.8 (+19.1%)	2,438.4 (–12.7%)	2,456.0 (+0.7%)

Aim

7 The aim is to provide quality environmental hygiene services and facilities; and to safeguard public health through licensing and regulation of licensed food premises.

Brief Description

8 The work involves:

- providing efficient and effective public cleansing services including street cleansing, household waste collection and management of public cleansing facilities such as public toilets and refuse collection points;
- licensing and inspecting food premises, and taking law enforcement actions against unlicensed and unhygienic food premises;
- processing liquor licence applications and providing administrative support to the Liquor Licensing Board;
- licensing funeral parlours, private swimming pools, commercial bathhouses, places of public entertainment and offensive trades; and taking law enforcement action in relation to these activities;
- managing cremation and burial facilities including public cemeteries, crematoria and columbaria; and
- abating environmental nuisances relating to dripping air-conditioners, water seepage and environmental hygiene blackspots.

9 The performance targets set for 2002 were achieved. The licensing policy on outside seating accommodation was promulgated. The recommendations of the consultancy study on licensing of non-restaurant food premises are being implemented. More than 240 free training courses for “Hygiene Supervisors” were provided. Operational arrangements for “risk-based” classification of licensed food premises for inspection and improvement of the Demerit Points System have been drawn up for implementation in early 2003.

10 The key performance measures are:

Targets

	Target	2001 (Actual)	2002 (Actual)	2003 (Plan)
<i>Cleansing</i>				
main roads with 1st round street sweeping services completed before 9:00 a.m. (%).....	97	98	100	99

Head 49 — FOOD AND ENVIRONMENTAL HYGIENE DEPARTMENT

	Target	2001 (Actual)	2002 (Actual)	2003 (Plan)
<i>Licensing of food premises</i>				
cases where Letters of Requirements for restaurant licences will be issued during Application Vetting Panel meeting (%)†	98	99	100	99
cases where food business licences will be issued within seven working days upon confirmation of compliance (%)	98	99	100	99
cases where provisional licences for restaurant and other food premises will be issued within seven working days upon receipt of acceptable Certificate of Compliance (%)	98	99	100	99
cases where liquor licences will be issued to licensed restaurants within five working days of approval by Liquor Licensing Board (%)	98	100	100	100
<i>Licensing of funeral parlours, private swimming pools, commercial bathhouses, offensive trades, places of public entertainment</i>				
cases where Letters of Requirements will be issued within seven working days upon clearance with concerned departments (%)	98	99	99	99
cases where licences will be issued within seven working days upon confirmation of compliance (%)	98	99	99	99
<i>Cemeteries and crematoria</i>				
cases where an applicant may book a cremation session within 15 days (%)	98	100	100	98
cases where burial spaces may be allocated on the day of receipt of application (%)	98	100	100	98

† Revised target as from 2003 to reflect the new arrangement that the Letters of Requirement for restaurant licences will be issued to the applicants during Application Vetting Panel meeting, instead of within six working days after the meeting, upon confirmation that the premises are suitable for licensing.

Indicators

	2001 (Actual)	2002 (Actual)	2003 (Estimate)
total amount of refuse collected (tonnes)	2 176 764	2 173 522	2 200 000
total amount of sludge collected by gully emptiers (tonnes) ...	17 946	13 258	7 800
no. of restaurant licences	9 405	9 660	9 700
no. of other food-related licences (e.g. liquor, food factory, bakery)	12 808	13 266	13 300
no. of restricted food permits (e.g. sushi and milk)	4 952	5 207	5 200
no. of applications for food business licences	2 302	2 502	2 500
no. of applications for restricted food permits	1 589	1 116	1 120
no. of inspections to food premises	403 408	429 269	300 000
no. of raids against illegal slaughtering	444	462	460
<i>no. of prosecutions against food premises</i>			
licensed	4 411	3 675	3 600
unlicensed	2 818	2 306	2 600
no. of food business licences suspended/cancelled	255	234	240
no. of courses/seminars for Hygiene Supervisors	41	250	240
no. of applications for licences in respect of private swimming pools, places of public entertainment etc.	68	106	100
no. of inspections conducted in respect of private swimming pools, places of public entertainment etc.	14 827	16 160	15 000

Head 49 — FOOD AND ENVIRONMENTAL HYGIENE DEPARTMENT

	2001 (Actual)	2002 (Actual)	2003 (Estimate)
<i>no. of burials</i>			
coffin	1 537	1 883	1 900
urn	758	773	700
<i>no. of cremations</i>			
body	26 933	28 434	29 000
skeletal.....	4 826	4 581	4 600
no. of exhumation permits issued	6 985	5 842	5 500

Matters Requiring Special Attention in 2003–04

11 During 2003–04, the department will:

- maintain the overall standard of cleanliness in public areas, busy thoroughfares and public toilets;
- continue to take enforcement actions against littering;
- implement the “risk-based” classification of food premises for inspection purpose;
- continue to provide free training to “Hygiene Supervisors” to promote the Hygiene Manager/Supervisor Scheme;
- continue to strengthen the control of unlicensed food premises and food premises which pose immediate health hazards;
- continue to strengthen the control of sale of live and chilled poultry, food eaten raw and chilled meat for food safety purpose;
- follow up the regularisation of “private kitchens”; and
- issue a “Food Hygiene Code” on standards of inspection on licensed food premises.

Programme (3): Market Management and Hawker Control

	2001–02 (Actual)	2002–03 (Approved)	2002–03 (Revised)	2003–04 (Estimate)
Financial provision (\$m)	1,452.4	1,481.4 (+2.0%)	1,483.0 (+0.1%)	1,500.9 (+1.2%)

Aim

12 The aim is to maintain a clean and hygienic environment in public markets and to control on-street hawking activities.

Brief Description

13 The work involves:

- managing and maintaining public markets;
- inspecting markets to ensure cleanliness and compliance with tenancy requirements and conditions;
- controlling and containing on-street hawking activities and obstruction caused by shop extensions;
- managing licensed hawker pitches, hawker permitted places and hawkers bazaars; and
- taking enforcement actions.

14 Most of the performance targets set for 2002 were achieved. The review of the alignment of market rental adjustment mechanism was completed. We shall consult the Legislative Council further in 2003 on the proposed adjustment arrangements. The rental freeze has been extended for another 12 months to December 2003.

15 The key performance measures are:

Target

	Target	2001 (Actual)	2002 (Actual)	2003 (Plan)
markets with common parts cleansed at least three times a day (%)	100	100	100	100
stalls let (%)	84	82	80	80
response time to deal with complaints of illegal hawking in built-up areas (minutes)	30	26	25	26

Head 49 — FOOD AND ENVIRONMENTAL HYGIENE DEPARTMENT

Indicators

	2001 (Actual)	2002 (Actual)	2003 (Estimate)
<i>no. of licensed hawkers</i>			
fixed pitch hawkers.....	7 798	7 569	7 300
itinerant hawkers	1 076	1 006	820
estimated number of unlicensed hawkers	4 005	3 635	3 500
no. of raids by Hawker Control Teams.....	84 713	82 053	82 000
no. of joint operations against illegal hawking with other departments.....	1 066	1 234	1 200
no. of hawker blackspots	78	71	69

Matters Requiring Special Attention in 2003–04

16 During 2003–04, the department will:

- consider the implementation of the aligned market rental adjustment mechanism;
- enhance the facilities and management of public markets, inter alia, by undertaking improvement works and contracting out the management of selected markets; and
- implement the remaining recommendations of the report on the comprehensive review of hawker control operations e.g. squad structures and manpower requirements.

Programme (4): Public Education and Community Involvement

	2001–02 (Actual)	2002–03 (Approved)	2002–03 (Revised)	2003–04 (Estimate)
Financial provision (\$m)	34.5	46.0 (+33.3%)	42.1 (–8.5%)	40.6 (–3.6%)

Aim

17 The aim is to promote food safety and the maintenance of a hygienic environment through partnership with the community and a multi-media publicity campaign.

Brief Description

18 The work involves:

- enhancing public awareness of the importance of food safety and empowering consumers to make informed choices;
- educating the public on their responsibility in maintaining a clean and hygienic living environment; and
- organising targeted public education and publicity programmes to mobilise community involvement in and support for Clean Hong Kong activities.

19 The performance targets set for 2002 were achieved. In addition to the efforts of the department, District Councils, consulates, non-government organisations, schools and community groups were invited to take part in Clean Hong Kong activities. District Councils and local voluntary bodies are also encouraged to organise their own clean-up and promotional activities. Funding support is available through the District Council subsidy and Clean Hong Kong funding schemes. Educational package for schools including outreach talks and project competitions covering both environmental hygiene and food safety topics was produced.

20 The key performance measures are:

Targets

	Target	2001 (Actual)	2002 (Actual)	2003 (Plan)
no. of organisations approached for organising community involvement programmes.....	35	35	35	35
no. of schools approached for talks.....	100	100	820	820
response to requests for information/talks on food safety and environmental hygiene (% within one week)	100	100	100	100
advertising campaign	1	1	1	2

Head 49 — FOOD AND ENVIRONMENTAL HYGIENE DEPARTMENT

Indicators

	2001 (Actual)	2002 (Actual)	2003 (Estimate)
no. of community involvement programmes	22	29	29
no. of seminars for general public	50	1 000	1 000
no. of outreaching programmes targeted at schools.....	20	20	20
no. of school talks.....	100	840	840
series of TV Announcements in the Public Interest.....	1	5	3
series of Radio Announcements in the Public Interest	1	6	4

Matters Requiring Special Attention in 2003–04

21 During 2003–04, the department will:

- educate the public on their role in and responsibility for ensuring food safety;
- educate the public to take appropriate measures to guard against mosquito breeding as well as the spread of dengue fever;
- organise and support community involvement activities to disseminate the Clean Hong Kong and anti-littering messages and to arouse public awareness of maintaining a clean and hygienic living environment;
- launch and sustain targeted multi-media publicity programmes and activities to promote Clean Hong Kong across different sectors of the community; and
- implement a two-year programme to promote health education to students, elderly and new arrivals through outreaching activities.

Head 49 — FOOD AND ENVIRONMENTAL HYGIENE DEPARTMENT

ANALYSIS OF FINANCIAL PROVISION

Programme	2001-02 (Actual) (\$m)	2002-03 (Approved) (\$m)	2002-03 (Revised) (\$m)	2003-04 (Estimate) (\$m)
(1) Food Safety and Public Health	365.6	409.1	391.1	406.7
(2) Environmental Hygiene and Related Services.....	2,346.2	2,793.8	2,438.4	2,456.0
(3) Market Management and Hawker Control..	1,452.4	1,481.4	1,483.0	1,500.9
(4) Public Education and Community Involvement	34.5	46.0	42.1	40.6
	4,198.7	4,730.3 (+12.7%)	4,354.6 (-7.9%)	4,404.2 (+1.1%)

Analysis of Financial and Staffing Provision

Programme (1)

Provision for 2003-04 is \$15.6 million (4.0%) higher than the revised estimate for 2002-03. This is mainly due to additional provision for combating dengue fever.

Programme (2)

Provision for 2003-04 is \$17.6 million (0.7%) higher than the revised estimate for 2002-03. This is mainly due to the full-year effect of new services and service enhancements introduced in 2002-03, provision for providing cleansing services to newly developed areas and strengthening the recyclable waste collection service. The increase is partly offset by the deletion of two posts and a decrease in expenditure on replacement of special purpose vehicles.

Programme (3)

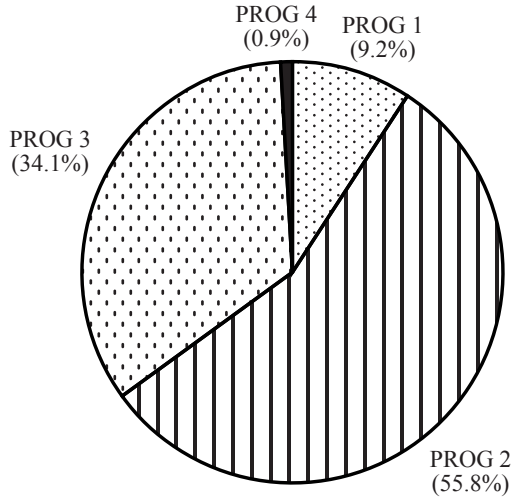
Provision for 2003-04 is \$17.9 million (1.2%) higher than the revised estimate for 2002-03. This is mainly due to additional provision for managing new public markets. The increase is partly offset by a decrease in capital expenditure on minor plant for public markets.

Programme (4)

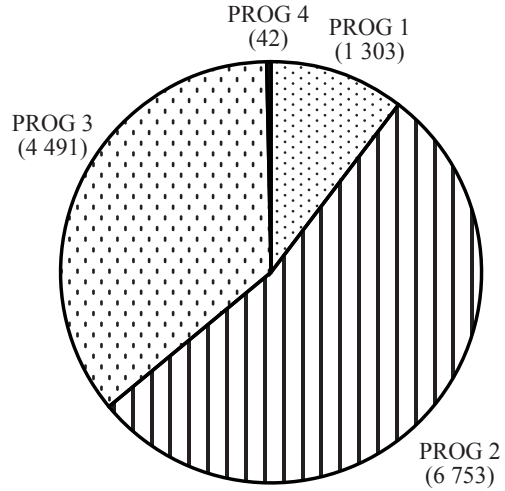
Provision for 2003-04 is \$1.5 million (3.6%) lower than the revised estimate for 2002-03. This is mainly due to reduced operating expenses.

Head 49 — FOOD AND ENVIRONMENTAL HYGIENE DEPARTMENT

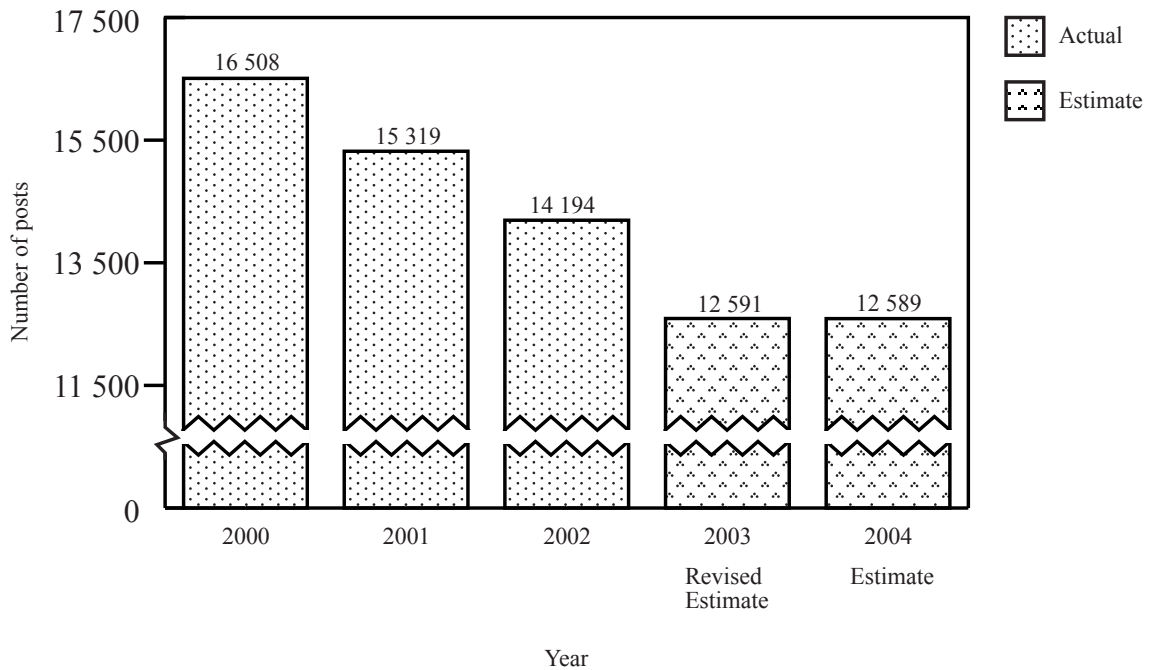
Allocation of provision to programmes (2003-04)



Staff by programme (as at 31 March 2004)



Changes in the size of the establishment (as at 31 March)



Head 49 — FOOD AND ENVIRONMENTAL HYGIENE DEPARTMENT

Sub-head (Code)	Actual expenditure 2001-02	Approved estimate 2002-03	Revised estimate 2002-03	Estimate 2003-04
	\$'000	\$'000	\$'000	\$'000
Recurrent Account				
000	Operational expenses.....	—	—	4,383,033
	Salaries	2,891,203	2,860,899	—
	Allowances	37,226	45,900	—
	Job-related allowances	109,859	100,620	—
	General departmental expenses	1,103,545	1,651,520	—
	Total, Recurrent Account	4,141,833	4,658,939	4,383,033
Capital Account				
I — Plant, Equipment and Works				
603	Plant, vehicles and equipment	1,085	4,540	4,390
661	Minor plant, vehicles and equipment (block vote)	53,083	60,728	6,479
	Total, Plant, Equipment and Works	54,168	65,268	10,869
II — Other Non-Recurrent				
700	General other non-recurrent	2,691	6,099	10,347
	Total, Other Non-Recurrent	2,691	6,099	10,347
	Total, Capital Account	56,859	71,367	21,216
	Total Expenditure.....	4,198,692	4,730,306	4,404,249

Head 49 — FOOD AND ENVIRONMENTAL HYGIENE DEPARTMENT

Details of Expenditure by Subhead

The estimate of the amount required in 2003–04 for the salaries and expenses of the Food and Environmental Hygiene Department is \$4,404,249,000. This represents an increase of \$49,637,000 over the revised estimate for 2002–03 and of \$205,557,000 over actual expenditure in 2001–02.

Recurrent Account

2 Provision of \$4,383,033,000 under *Subhead 000 Operational expenses* is for the salaries and allowances of staff of the Food and Environmental Hygiene Department and its other operating expenses.

3 The establishment as at 31 March 2003 will be 12 591 permanent posts. It is expected that two permanent posts will be deleted in 2003–04. Subject to certain conditions, the controlling officer may under delegated powers create or delete non-directorate posts during 2003–04, but the notional annual mid-point salary value of all such posts must not exceed \$2,414,334,000.

4 An analysis of financial provision under *Subhead 000 Operational expenses* is as follows:

	2001–02 (Actual) (\$'000)	2002–03 (Original Estimate) (\$'000)	2002–03 (Revised Estimate) (\$'000)	2003–04 (Estimate) (\$'000)
Personal Emoluments				
- Salaries.....	2,891,203	2,860,899	2,627,147	2,530,023
- Allowances.....	37,226	45,900	34,720	33,659
- Job-related allowances	109,859	100,620	91,632	86,341
Personnel Related Expenses				
- Mandatory Provident Fund contribution.....	—	—	—	756
Departmental Expenses				
- General departmental expenses.....	1,103,545	1,651,520	1,512,000	1,732,254
	4,141,833	4,658,939	4,265,499	4,383,033

Capital Account

Plant, Equipment and Works

5 Provision of \$6,479,000 under *Subhead 661 Minor plant, vehicles and equipment (block vote)* represents a decrease of \$57,396,000 (89.9%) against the revised estimate for 2002–03. This is mainly due to a decrease in expenditure on replacement for special purpose vehicles and on minor plant for public markets.

Head 49 — FOOD AND ENVIRONMENTAL HYGIENE DEPARTMENT

Capital Account

Commitments

Sub-head (Code)	Item (Code)	Ambit	Approved commitment	Accumulated expenditure to 31.3.2002	Revised estimated expenditure for 2002-03	Balance
			\$'000	\$'000	\$'000	\$'000
603		<i>Plant, vehicles and equipment</i>				
	005	On-board monitoring devices for special purpose vehicles - Phase II	2,625	—	—	2,625
	010	Replacement of vehicle washing machine at Kwai Chung Depot	2,600	—	—	2,600
			<u>5,225</u>	<u>—</u>	<u>—</u>	<u>5,225</u>
700		<i>General other non-recurrent</i>				
	001	Ex-gratia payments to cooked food hawker licencees	9,960	780	1,200	7,980
	002	Ex-gratia payment under Itinerant Hawker Licence Compulsory Deletion Policy	19,200	2,550	1,200	15,450
	008	Promotion of health education on public hygiene and food safety	7,136	—	2,931	4,205
	009	Ex-gratia payment to stallholders affected by the redevelopment of Central Market site	23,321	—	17,121	6,200
			<u>59,617</u>	<u>3,330</u>	<u>22,452</u>	<u>33,835</u>
		Total	<u>64,842</u>	<u>3,330</u>	<u>22,452</u>	<u>39,060</u>