

Head 44 — ENVIRONMENTAL PROTECTION DEPARTMENT

Controlling officer: the Permanent Secretary for the Environment / Director of Environmental Protection will account for expenditure under this Head.

Estimate 2010–11	\$2,248.5m
Establishment ceiling 2010–11 (notional annual mid-point salary value) representing an estimated 1 618 non-directorate posts as at 31 March 2010 rising by nine posts to 1 627 posts as at 31 March 2011.....	\$607.4m
In addition, there will be an estimated 33 directorate posts as at 31 March 2010 and as at 31 March 2011.	
Commitment balance	\$2,962.2m

Controlling Officer's Report

Programmes

<p>Programme (1) Waste Programme (2) Air Programme (3) Noise Programme (4) Water Programme (5) Environmental Assessment and Planning Programme (6) Nature Conservation</p>	<p>These programmes contribute to Policy Area 23: Environmental Protection, Conservation, Power and Sustainable Development (Secretary for the Environment).</p>
---	--

Detail

Programme (1): Waste

	2008–09 (Actual)	2009–10 (Original)	2009–10 (Revised)	2010–11 (Estimate)
Financial provision (\$m)	1,507.6	1,513.2	1,380.4 (–8.8%)	1,371.2 (–0.7%)
				(or –9.4% on 2009–10 Original)

Aim

2 The aim is to develop and implement a sustainable waste management strategy for Hong Kong to reduce waste and to safeguard the health and welfare of the community from any adverse environmental effects associated with the improper handling and disposal of waste. This is done through a framework of programmes for the provision of facilities as well as legislative and institutional measures.

Brief Description

3 The Department is the client department for the environmental public works programme and is responsible for preparing plans at strategic and district levels for the provision of facilities to manage all types of waste including municipal, construction, livestock, chemical and clinical wastes, sediments, sewage and water treatment works sludges and other special wastes. The Department enforces relevant legislation to control the illegal disposal of all forms of waste, develops new proposals to meet changing waste management needs and advises on the assessment and remediation of contaminated land. The Department also works with the community to promote and encourage waste reduction and recycling.

4 In 2009, about 4.9 million tonnes of solid waste were disposed of in the three landfills. The landfills are filling up much faster than expected. The Policy Framework for the Management of Municipal Solid Waste (MSW), published in December 2005, sets out a comprehensive strategy for the management of MSW. The Department has made good progress in implementing the Policy Framework, and about 1 570 000 households have joined the source separation of domestic waste programme. The environmental levy on plastic shopping bags commenced operation in July 2009 as the first producer responsibility scheme (PRS) under the Product Eco-responsibility Ordinance. We are conducting a public consultation on a new PRS on waste electrical and electronic equipment. The Department will continue to support the trade-funded voluntary recycling programmes. The follow-on contract for the Sha Tin Transfer Station to extend its operation was awarded in September 2009. The feasibility study for the extension of the West New Territories Landfill was substantially completed in 2009–10. As regards large scale waste treatment facilities for bulk reduction of MSW, the Department has identified two potential sites that can be considered for developing such facilities and is carrying out further studies before finalising the choice of site.

Head 44 — ENVIRONMENTAL PROTECTION DEPARTMENT

5 The key performance measures in respect of the waste programme are:

Targets

	Target	2008 (Actual)	2009 (Actual)	2010 (Plan)
operation hours of strategic landfills.....	14 234	14 286	14 308	14 235
processing clinical waste disposal permits within nine days (%).....	95	95	100	95
processing marine dumping permits within 18 days (%)	90	96	98	90
initial response to waste complaints within three days (%)	95	99	99	98

Indicators

	2008 (Actual)	2009 (Actual)	2010 (Estimate)
strategic landfills			
no. of capital works milestone payments.....	2	3	3
tonnage of waste received annually	4 942 263	4 864 045	4 864 000
total solid waste disposed of (%).....	100	100	100
refuse transfer stations			
tonnage of waste received annually	2 028 633	1 972 378	1 997 000
special wastes			
tonnage of waste treated annually at the Chemical Waste Treatment Centre	42 000	39 100	39 100
livestock waste			
total quantity produced (thousand tonnes).....	72	65	66
disposed of by environmentally-acceptable means (%)	91	90	90
marine dumping permits issued	76	69	80
waste import/export permits issued	3	7	7
chemical waste trip tickets recorded.....	30 964	31 300	31 300
chemical waste collector licences issued	21	32	12
chemical waste disposal licences issued.....	14	11	15
prosecutions for			
chemical waste control offences.....	21	0	10
livestock waste control offences.....	6	4	3
marine dumping offences	4	0	2
waste import/export offences.....	115	57	55
illegal deposit of waste offences.....	28	39	36
complaints handled.....	3 632	3 940	3 900
enquiries handled by the Waste Reduction and Recycling Hotline Service	6 350	5 260	5 300

Matters Requiring Special Attention in 2010–11

6 During 2010–11, the Department will:

- continue to implement the territory-wide source separation of waste programme;
- further promote waste separation, recovery and recycling by working together with the stakeholders and the community;
- continue with the leasing of lots in the EcoPark in Tuen Mun Area 38;
- support the waste plastics and waste electrical and electronic equipment processing centres funded by the Environment and Conservation Fund and operated by non-profit making organisations at the EcoPark;
- monitor the effectiveness of the environmental levy on plastic shopping bags;
- continue to implement voluntary PRSs and consider the way forward of a mandatory PRS on waste electrical and electronic equipment;
- examine possible options for MSW charging;
- complete the engineering and environmental impact assessment studies and decide on the site for developing the first phase of the large scale waste treatment facilities to achieve bulk reduction of MSW;
- commence construction of the sludge treatment facility;
- introduce regulations to strengthen control on the collection and disposal of clinical waste;

Head 44 — ENVIRONMENTAL PROTECTION DEPARTMENT

- complete the engineering and environmental impact assessment studies for the first phase of the organic waste treatment facilities for the treatment of source-separated food waste from the commercial and industrial sectors;
- expand the green procurement list and develop green specifications for more products commonly used by government departments, and further devise green procurement guidelines for government departments in order to promote the green procurement policy; and
- continue to develop, in consultation with the public and relevant stakeholders, the proposal to amend the Waste Disposal Ordinance (Cap. 354) to enhance the regulation of depositing of abandoned construction and demolition materials on private land.

Programme (2): Air

	2008–09 (Actual)	2009–10 (Original)	2009–10 (Revised)	2010–11 (Estimate)
Financial provision (\$m)	608.5	1,249.2	469.4 (–62.4%)	458.0 (–2.4%)
				(or –63.3% on 2009–10 Original)

Aim

7 The aim is to achieve and maintain satisfactory air quality through intervention in the planning process and enforcement of the Air Pollution Control Ordinance (APCO), Ozone Layer Protection Ordinance (OLPO) and other statutory requirements.

Brief Description

8 The work carried out by the Department in seeking to achieve and maintain satisfactory air quality includes:

- development of air quality objectives (AQOs), standards and guidelines;
- enforcement of the requirements of APCO and OLPO to control air pollution from factories, polluting processes and products, motor vehicles, ozone depleting substances, asbestos and other sources;
- operation of an air quality monitoring network and laboratories to provide the air quality information needed for checking the effectiveness of existing programmes and development of new policies;
- provision of air quality information and air pollution index to the public;
- collaboration with authorities in Guangdong to carry out the Cleaner Production Partnership Programme and implement measures to improve regional air quality for the Pearl River Delta (PRD) Region; and
- co-ordination of the efforts in combating climate change by the Administration.

9 In November 2009, we completed a four-month public consultation on the findings of the AQOs review. In December 2009, we imposed new emission caps on power plants under the APCO for achieving the 2010 emission reduction targets agreed with the Guangdong Provincial Government. In January 2010, the Amendment Regulation for introducing a statutory control of biodiesel for use as motor vehicle fuel was enacted.

10 The key performance measures in respect of air-related activities are:

Targets

	Target	2008 (Actual)	2009 (Actual)	2010 (Plan)
processing of chimney/furnace applications within 16 days (%)	90	94	98	90
no. of days with air pollution index not exceeding 100	365/366	272	256	280
annual average air pollution index	50	50	49	49

Indicators

	2008 (Actual)	2009 (Actual)	2010 (Estimate)
chimney/furnace applications processed	377	393	390
asbestos abatement plans processed	163	191	160
specified processes under licence (%)	97	98	98
premises and plants inspected	17 863	17 551	17 330
complaints handled.....	6 180	6 178	6 200

Head 44 — ENVIRONMENTAL PROTECTION DEPARTMENT

	2008 (Actual)	2009 (Actual)	2010 (Estimate)
technical advice provided to polluters	4 815	7 748	7 930
legal notices issued.....	1 529	1 341	1 540
prosecutions under the APCO and OLPO	170	132	130
reduction of scheduled ozone depleting substance consumption (tonnage).....	5 450	5 465	5 470
planning advice issued.....	703	687	700
smoky vehicle reports processed	10 347	8 906	9 000
smoky vehicles tested	9 126	7 786	7 700
enquiries/complaints on smoky vehicle matters handled.....	9 766	8 092	8 100

Matters Requiring Special Attention in 2010–11

11 During 2010–11, the Department will:

- work out in the light of the feedback of the public consultation a way forward for updating the AQOs;
- continue to impose emission caps on power companies according to the APCO;
- continue to co-ordinate inter-departmental efforts to reduce emissions from vehicles;
- continue to explore ways to encourage the use of cleaner vehicles, fuels and technologies that can help to reduce air pollution;
- put forward a Bill for scrutiny by the Legislative Council on introducing a ban on idling vehicles with running engines;
- consult the stakeholders on the proposal to strengthen the control of emissions from petrol and liquefied petroleum gas vehicles, including the use of roadside remote sensing equipment and dynamometers for emission testing;
- tighten the specifications of motor vehicle diesel and unleaded petrol to Euro V standards;
- draw up a proposal to control the emissions of non-road mobile sources for trade consultation;
- complete a trial on the technical feasibility of local ferries using ultra low sulphur diesel and map out a way forward for encouraging local ferries to use the fuel;
- continue to enforce the Air Pollution Control (Volatile Organic Compounds) Regulation to limit the contents of volatile organic compounds in architectural paints, printing inks and selected consumer products, and enforce the extended control of this regulation to adhesives, sealants, vehicle refinishing paints and marine vessel paints in phases from January 2010;
- enhance the control of ozone depleting substances and enforce the extended control on products containing ozone depleting substances in phases from January 2010;
- continue to implement the air quality management plan to improve regional air quality and operate the joint air quality monitoring network for the PRD Region in collaboration with the Guangdong authorities;
- continue to implement the technical support programme to promote the adoption of cleaner production technologies and practices by Hong Kong-owned factories in the PRD Region;
- continue to look into the post-2010 air pollutant emission reduction arrangements for the PRD Region in co-operation with the Department of Environmental Protection of Guangdong Province;
- complete a study on climate change to assess its impact on Hong Kong and recommend suitable strategies to further enhance the existing adaptation and mitigation measures;
- continue to engage the community to conduct carbon audit for buildings as well as initiate carbon reduction programmes; and
- continue to work with the authorities in Guangdong and Macao to take forward the Regional Co-operation Plan on Building a Quality Living Area.

Programme (3): Noise

	2008–09 (Actual)	2009–10 (Original)	2009–10 (Revised)	2010–11 (Estimate)
Financial provision (\$m)	96.1	99.6	96.4 (–3.2%)	96.3 (–0.1%)
				(or –3.3% on 2009–10 Original)

Head 44 — ENVIRONMENTAL PROTECTION DEPARTMENT

Aim

12 The aim is to prevent, minimise and resolve environmental noise problems through formulation of noise policy, intervention in the planning process, implementation of noise abatement measures and enforcement of the Noise Control Ordinance (NCO).

Brief Description

13 To achieve this aim, the Department carries out the following main tasks:

- formulation of the environmental noise policy;
- provision of professional input at the planning stage of policy and project development to pre-empt and mitigate noise problems; and
- development of practicable proposals to address existing traffic noise problems.

14 In 2009, the Department put into operation the expanded Designated Areas under the NCO, continued to promote the use of quieter construction equipment and implement measures to tackle road traffic noise problems.

15 The key performance measures in respect of noise related activities are:

Targets

	Target	2008 (Actual)	2009 (Actual)	2010 (Plan)
processing of applications for construction noise permits within 18 days (%)	90	95	94	90
processing of applications for noise emission labels for breakers and air compressors within 15 days (%).....	90	94	94	90

Indicators

	2008 (Actual)	2009 (Actual)	2010 (Estimate)
comments given in planning stage.....	1 304	1 300	1 300
prosecutions under the NCO	48	68	65
construction noise permits processed	2 930	3 141	3 100
noise emission labels issued for breakers and compressors.....	709	601	590
noise abatement notices served.....	60	46	50
complaints handled.....	5 116	5 030	5 000

Matters Requiring Special Attention in 2010–11

16 During 2010–11, the Department will continue to:

- tackle noise impact of existing roads through the retrofitting programme; and
- promote good practices to prevent or minimise road traffic noise problems at the planning stage.

Programme (4): Water

	2008–09 (Actual)	2009–10 (Original)	2009–10 (Revised)	2010–11 (Estimate)
Financial provision (\$m)	240.1	250.3	236.6 (–5.5%)	236.4 (–0.1%)

(or –5.6% on
2009–10 Original)

Aim

17 The aim is to ensure that the quality of Hong Kong's marine and fresh water meets the various conservation goals, and that plans are formulated and implemented to ensure that Hong Kong's sewerage systems can operate safely and effectively both now and with further urban developments in future.

Head 44 — ENVIRONMENTAL PROTECTION DEPARTMENT

Brief Description

18 The Department seeks to ensure Water Quality Objectives (WQOs) are attained and maintained by enforcing relevant legislation; by ensuring the provision of an adequate sewage infrastructure; by assessing the possible impact of strategic and local developments on water quality and requiring this to be taken into account in development plans; and by proposing revisions to legislative arrangements aimed at preventing water pollution. Water and sediment quality is monitored extensively, and special investigations are conducted to provide the basis for policy development and preventive planning.

19 The Department continues to pursue the phased implementation of Stage 2 of the Harbour Area Treatment Scheme (HATS) and has completed the advance disinfection facilities at Stonecutters Island in 2009. Construction of all critical sewage tunnel contracts has started in 2009 with the aim of commissioning HATS Stage 2A in 2014. A study on the review and development of marine water quality objectives commenced in October 2008. In addition, the Department continues with the phased implementation of the HKSAR Implementation Plan (HKSARIP) on Persistent Organic Pollutants (POPs) and the enforcement of the Hazardous Chemicals Control Ordinance to fulfill requirements of the Stockholm Convention and the Rotterdam Convention.

20 The sewerage master plans for Central and East Kowloon, Tuen Mun, Tsing Yi, the Outlying Islands, Hong Kong Island, North District and Tolo Harbour areas have been reviewed and proposals for sewerage upgrading works are being pursued on a priority basis. In the light of development changes in the past decade and new proposals, the Department commissioned in 2007 a study to review the sewerage master plans for Tsuen Wan and West Kowloon which was completed in 2009.

21 The key performance measures in respect of the water programme are:

Targets

	Target	2008 (Actual)	2009 (Actual)	2010 (Plan)
inspection of major discharges in every Water Control Zone at least four times a year (%).....	100	94	100	100
provision of weekly beach water quality grading to the public during bathing season (%).....	100	100	100	100
initial response to water pollution complaints within three days (%).....	95	99	99	99

Indicators

	2008 (Actual)	2009 (Actual)	2010 (Estimate)
compliance with WQOs for marine waters (%).....	80	83	83
inland water sampling points.....	82	82	82
no. of the sampling points classified as (%)			
excellent.....	52	55	56
good.....	28	27	26
fair.....	7	9	11
bad.....	10	9	7
very bad.....	3	0	0
compliance with WQOs for inland waters (%).....	85	87	87
enforcement of the Water Pollution Control Ordinance			
licences granted.....	1 479	1 674	1 500
licences renewed.....	1 927	874	870
prosecutions for water pollution control offences.....	36	18	18
detailed investigations and inspections.....	14 996	16 415	15 000
complaints handled.....	1 803	1 864	1 800
drainage plans vetted (under the Buildings Ordinance).....	107	92	90
responses to planning cases.....	850	814	780

Matters Requiring Special Attention in 2010–11

22 During 2010–11, the Department will:

- continue to co-operate with the Guangdong authorities on cross-boundary water quality management issues;
- continue to implement, in phases, the action items identified in the HKSARIP to manage POPs as required by the Stockholm Convention and fulfill the requirements of the Rotterdam Convention;
- continue to pursue various sewage treatment and sewerage projects;

Head 44 — ENVIRONMENTAL PROTECTION DEPARTMENT

- initiate a review of the timing for implementation of the HATS Stage 2B; and
- continue the statutory process to rezone a piece of land on Stonecutters Island for co-use by an underground biological sewage treatment works as part of the HATS Stage 2B.

Programme (5): Environmental Assessment and Planning

	2008–09 (Actual)	2009–10 (Original)	2009–10 (Revised)	2010–11 (Estimate)
Financial provision (\$m)	82.0	84.1	81.0 (–3.7%)	80.5 (–0.6%)
				(or –4.3% on 2009–10 Original)

Aim

23 The aim is to pre-empt environmental problems associated with projects, plans, policies and strategies by assessing their environmental implications and ensuring that effective preventive and mitigatory measures are implemented where potential problems are identified.

Brief Description

24 The Department seeks to prevent environmental problems through reviewing the environmental findings of projects, planning proposals and development strategies which may have significant environmental implications. It oversees strategic environmental assessment and environmental impact assessment (EIA) studies, and processes EIA Ordinance applications to ensure that the environmental impacts of designated projects are properly assessed and that measures to control them to acceptable levels are properly implemented.

25 The key performance measures in respect of environmental assessment and planning are:

Indicators

	2008 (Actual)	2009 (Actual)	2010 (Estimate)
plans reviewed and technical environmental advice given (on outline zoning plans, layout plans, etc.)	99	84	90
miscellaneous district planning or housing proposals reviewed and technical environmental advice given (on housing proposals, applications under section 16 of the Town Planning Ordinance)	916	891	900
major planning studies and strategic planning studies	48	45	45
applications processed under the EIA Ordinance	112	157	150
major projects undergoing environmental monitoring and audit	119	125	120
environmental impact assessments with technical advice provided	73	69	70
cases where environmental implications paragraphs in funding and policy proposals vetted	292	295	300

Matters Requiring Special Attention in 2010–11

26 During 2010–11, the Department will continue to:

- pre-empt environmental problems through processing EIA Ordinance applications and enforcement of the permit conditions;
- promote the incorporation of environmental considerations into major policies and strategies at the earliest possible stage; and
- promote environmental good practices in planning and design of new developments.

Head 44 — ENVIRONMENTAL PROTECTION DEPARTMENT

Programme (6): Nature Conservation

	2008–09 (Actual)	2009–10 (Original)	2009–10 (Revised)	2010–11 (Estimate)
Financial provision (\$m)	7.4	6.3	9.2 (+46.0%)	6.1 (–33.7%)
				(or –3.2% on 2009–10 Original)

Aim

27 The aim is to regulate, protect and manage natural resources that are important for the conservation of biological diversity of Hong Kong in a sustainable manner, taking into account social and economic considerations, for the benefit and enjoyment of the present and future generations of the community.

Brief Description

28 The Department's main responsibilities under this programme are to formulate policies and to co-ordinate and oversee the implementation of programmes on nature conservation.

29 Under the new nature conservation policy:

- there is a policy statement with clear vision and policy objectives;
- a scoring system has been adopted for assessing the relative ecological importance of sites and 12 priority sites for enhanced conservation have been identified;
- pilot projects on management agreements with landowners are being implemented and the implementation details of the pilot scheme for public-private partnership are being further examined;
- existing nature conservation measures will continue and be enhanced; and
- conservation education and publicity will be enhanced.

Matters Requiring Special Attention in 2010–11

30 During 2010–11, the Department will:

- oversee the implementation of the new nature conservation policy, in particular the pilot scheme for public-private partnership and management agreement projects;
- oversee the implementation of the legislation to extend the Cartagena Protocol on Biosafety under the Convention on Biological Diversity to Hong Kong, so as to control the trans-boundary movement of genetically modified organisms;
- oversee the operation and management of the newly established Hong Kong National Geopark; and
- take forward the proposed ban of commercial fishing in marine parks.

Head 44 — ENVIRONMENTAL PROTECTION DEPARTMENT

ANALYSIS OF FINANCIAL PROVISION

Programme	2008–09 (Actual) (\$m)	2009–10 (Original) (\$m)	2009–10 (Revised) (\$m)	2010–11 (Estimate) (\$m)
(1) Waste	1,507.6	1,513.2	1,380.4	1,371.2
(2) Air	608.5	1,249.2	469.4	458.0
(3) Noise	96.1	99.6	96.4	96.3
(4) Water	240.1	250.3	236.6	236.4
(5) Environmental Assessment and Planning	82.0	84.1	81.0	80.5
(6) Nature Conservation	7.4	6.3	9.2	6.1
	2,541.7	3,202.7	2,273.0 (–29.0%)	2,248.5 (–1.1%)
				(or –29.8% on 2009–10 Original)

Analysis of Financial and Staffing Provision

Programme (1)

Provision for 2010–11 is \$9.2 million (0.7%) lower than the revised estimate for 2009–10. This is mainly due to reduced contract payments for the operation of waste facilities, partly offset by increase in other operating expenses. In addition, six posts will be created in 2010–11.

Programme (2)

Provision for 2010–11 is \$11.4 million (2.4%) lower than the revised estimate for 2009–10. This is mainly due to the decreased cash flow requirement for the one-off grant to encourage early replacement of Pre-Euro and Euro I diesel commercial vehicles with new ones complying with the prevailing statutory emission standard. In addition, three posts will be created in 2010–11.

Programme (3)

Provision for 2010–11 is \$0.1 million (0.1%) lower than the revised estimate for 2009–10. This is mainly due to the full-year effect of the 2009 pay adjustment.

Programme (4)

Provision for 2010–11 is \$0.2 million (0.1%) lower than the revised estimate for 2009–10. This is mainly due to the full-year effect of the 2009 pay adjustment.

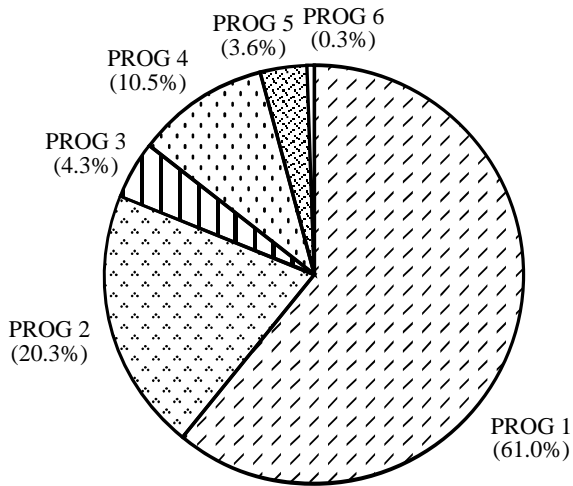
Programme (5)

Provision for 2010–11 is \$0.5 million (0.6%) lower than the revised estimate for 2009–10. This is mainly due to the full-year effect of the 2009 pay adjustment.

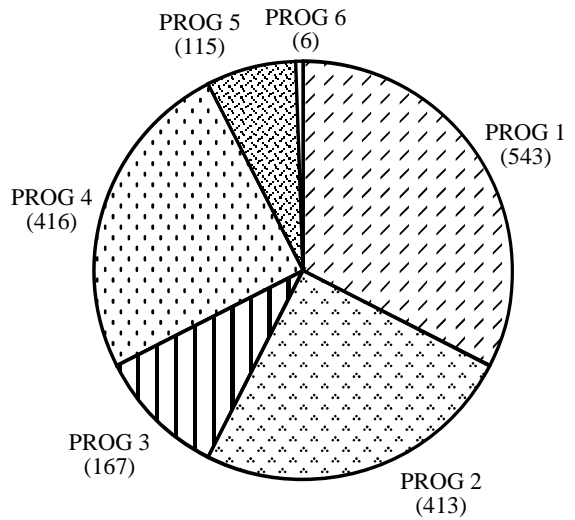
Programme (6)

Provision for 2010–11 is \$3.1 million (33.7%) lower than the revised estimate for 2009–10. This is mainly due to higher requirement in 2009–10 arising from the publicity programme for geopark.

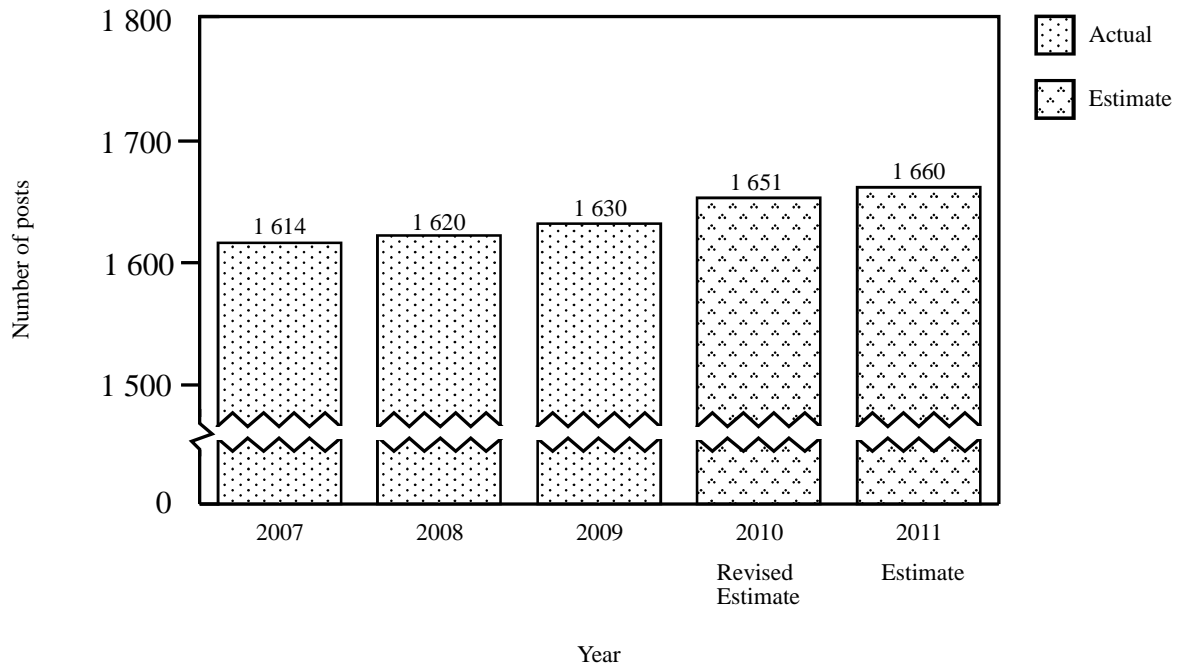
Allocation of provision to programmes (2010-11)



Staff by programme (as at 31 March 2011)



Changes in the size of the establishment (as at 31 March)



Head 44 — ENVIRONMENTAL PROTECTION DEPARTMENT

Sub-head (Code)		Actual expenditure 2008-09	Approved estimate 2009-10	Revised estimate 2009-10	Estimate 2010-11
		\$'000	\$'000	\$'000	\$'000
Operating Account					
Recurrent					
000	Operational expenses	1,025,957	1,073,565	1,048,500	1,094,150
297	Fees for operation of waste facilities	1,166,141	1,161,700	1,028,500	984,100
	Total, Recurrent.....	2,192,098	2,235,265	2,077,000	2,078,250
Non-Recurrent					
700	General non-recurrent	345,691	962,604	188,154	164,303
	Total, Non-Recurrent.....	345,691	962,604	188,154	164,303
	Total, Operating Account	2,537,789	3,197,869	2,265,154	2,242,553
Capital Account					
Plant, Equipment and Works					
661	Minor plant, vehicles and equipment (block vote)	2,799	4,800	7,850	5,900
	Plant, vehicles and equipment.....	1,152	—	—	—
	Total, Plant, Equipment and Works.....	3,951	4,800	7,850	5,900
	Total, Capital Account	3,951	4,800	7,850	5,900
	Total Expenditure	2,541,740	3,202,669	2,273,004	2,248,453

Head 44 — ENVIRONMENTAL PROTECTION DEPARTMENT

Details of Expenditure by Subhead

The estimate of the amount required in 2010–11 for the salaries and expenses of Environmental Protection Department is \$2,248,453,000. This represents a decrease of \$24,551,000 against the revised estimate for 2009–10 and of \$293,287,000 against the actual expenditure in 2008–09.

Operating Account

Recurrent

2 Provision of \$1,094,150,000 under *Subhead 000 Operational expenses* is for the salaries, allowances and other operating expenses of the Environmental Protection Department.

3 The establishment as at 31 March 2010 will be 1 651 permanent posts. It is expected that there will be an increase of nine posts in 2010–11. Subject to certain conditions, the controlling officer may under delegated power create or delete non-directorate posts during 2010–11, but the notional annual mid-point salary value of all such posts must not exceed \$607,394,000.

4 An analysis of the financial provision under *Subhead 000 Operational expenses* is as follows:

	2008–09 (Actual) (\$'000)	2009–10 (Original) (\$'000)	2009–10 (Revised) (\$'000)	2010–11 (Estimate) (\$'000)
Personal Emoluments				
- Salaries	811,455	834,000	809,500	807,877
- Allowances	12,004	11,000	13,000	12,000
- Job-related allowances	593	582	500	600
Personnel Related Expenses				
- Mandatory Provident Fund contribution	474	887	700	1,194
- Civil Service Provident Fund contribution	4,003	4,864	4,800	4,976
Departmental Expenses				
- Specialist supplies and equipment	9,318	8,000	9,000	10,000
- General departmental expenses	188,110	214,232	211,000	257,503
	1,025,957	1,073,565	1,048,500	1,094,150

5 Provision of \$984,100,000 under *Subhead 297 Fees for operation of waste facilities* is for contract payments for the operation of waste facilities including the Chemical Waste Treatment Centre, refuse transfer stations, landfills and for administering the charging schemes therefor.

Capital Account

Plant, Equipment and Works

6 Provision of \$5,900,000 under *Subhead 661 Minor plant, vehicles and equipment (block vote)* represents a decrease of \$1,950,000 (24.8%) against the revised estimate for 2009–10. This is mainly due to the decreased requirement for new equipment.

Head 44 — ENVIRONMENTAL PROTECTION DEPARTMENT

Commitments

Sub-head (Code)	Item (Code)	Ambit	Approved commitment	Accumulated expenditure to 31.3.2009	Revised estimated expenditure for 2009–10	Balance
			\$'000	\$'000	\$'000	\$'000
<i>Operating Account</i>						
700		<i>General non-recurrent</i>				
	435	One-off grant to assist owners of pre-Euro diesel heavy vehicles of long idling operational mode to retrofit their vehicles with emission reduction devices	70,000	34,238	—	35,762
	564	Study to evaluate the adverse impact of environmental noise on public health in Hong Kong	3,500	703	900	1,897
	565	Study to evaluate the environmental implications on traffic management measures	1,500	1,004	200	296
	566	Review the eligibility of road sections for retrofitting barriers	3,000	1,715	380	905
	568	One-off grant to assist owners of pre-Euro diesel heavy vehicles to retrofit their vehicles with particulate removal devices	600,000	337,118	12,500	250,382
	569	“Community green network programme” to educate the public on the environment and government’s environmental initiatives.....	9,950	8,627	1,000	323
	868	Programme for Promoting Cleaner Production in the Pearl River Delta Region.....	93,060	17,756	19,474	55,830
	884	One-off grant to encourage early replacement of pre-Euro and Euro I diesel commercial vehicles with new ones complying with the prevailing statutory emission standard.....	3,176,000	466,684	130,000	2,579,316
	914	Review and development of Marine Water Quality Objectives.....	9,960	1,060	2,000	6,900
	930	Support to the First Review of the Mirs Bay Water Quality Regional Control Strategy.....	3,500	—	1,000	2,500
	936	Provision of refilling service for a trial on ferries using ultra low sulphur diesel.....	7,200	—	3,000	4,200
	939	Pearl River Estuary Water Quality Management Planning Advance Study.....	8,000	—	50	7,950
	974	Review of the Air Quality Objectives and Development of a Long Term Air Quality Strategy for Hong Kong - Feasibility Study	8,700	3,397	4,650	653
	979	Consultancy Study on Development of Standard Protocols for Chronic Whole Effluent Toxicity Test for Effluent Characterization and Impact Assessment.....	4,950	2,292	1,000	1,658

Head 44 — ENVIRONMENTAL PROTECTION DEPARTMENT

Commitments—Cont'd.

Sub-head (Code)	Item (Code)	Ambit	Approved commitment	Accumulated expenditure to 31.3.2009	Revised estimated expenditure for 2009–10	Balance
			\$'000	\$'000	\$'000	\$'000
<i>Operating Account—Cont'd.</i>						
700		<i>General non-recurrent—Cont'd.</i>				
	980	Study of Volatile Organic Compounds and Photochemical Ozone Pollution in the Pearl River Delta Region - Feasibility Study	9,701	2,621	2,000	5,080
	981	Study of Major Industrial Air Pollution Sources in the Pearl River Delta Region - Feasibility Study.....	9,830	3,438	2,000	4,392
	997	Consultancy Study on Climate Change ..	8,800	2,597	2,000	4,203
		Total.....	<u>4,027,651</u>	<u>883,250</u>	<u>182,154</u>	<u>2,962,247</u>