

Head 70 — IMMIGRATION DEPARTMENT

Controlling officer: the Director of Immigration will account for expenditure under this Head.

Estimate 2010–11 **\$3,039.4m**

Establishment ceiling 2010–11 (notional annual mid-point salary value) representing an estimated 6 630 non-directorate posts as at 31 March 2010 reducing by 19 posts to 6 611 posts as at 31 March 2011 **\$2,155.8m**

In addition, there will be an estimated 12 directorate posts as at 31 March 2010 and as at 31 March 2011.

Controlling Officer's Report

Programmes

<p>Programme (1) Pre-entry Control Programme (2) Control upon Entry Programme (3) Control after Entry Programme (4) Personal Documentation Programme (5) Nationality and Assistance to HKSAR Residents outside Hong Kong</p>	<p>These programmes contribute to Policy Area 10: Immigration Control (Secretary for Security).</p>
---	---

Detail

Programme (1): Pre-entry Control

	2008–09 (Actual)	2009–10 (Original)	2009–10 (Revised)	2010–11 (Estimate)
Financial provision (\$m)	220.7	209.9	216.9 (+3.3%)	219.0 (+1.0%)
				(or +4.3% on 2009–10 Original)

Aim

2 The aim is to control, through the visa system, legal immigration and the entry of foreign workers, and to prevent the entry of undesirable persons.

Brief Description

3 The Visa Control (Policies) Division and Visa Control (Operations) Division deal with all aspects of pre-entry immigration control through the visa and entry permit system, and related petitions/appeals/judicial reviews. The work involves:

- adopting liberal immigration schemes to facilitate entry of talent, professionals and investors;
- processing applications for entry to Hong Kong for employment, investment, training, residence and study in accordance with approved policies and procedures;
- facilitating entry of bona-fide tourists and business visitors through the issue of visas, visit permits, Hong Kong Special Administrative Region (HKSAR) Travel Passes and Asia-Pacific Economic Cooperation (APEC) Business Travel Cards;
- processing applications for Taiwan Visit Permits by electronic means (iPermit) to facilitate Taiwan visitors to come to Hong Kong;
- processing applications for Certificate of Entitlement to the right of abode in Hong Kong;
- issuing entry permits to Mainland fisherman deckhands entering Hong Kong on board dual registered vessels for unloading catches in local fish markets under the Mainland Fisherman Deckhand Scheme;
- preventing the entry of undesirable persons who are likely to pose a threat to the security, prosperity and well-being of Hong Kong;
- examining critically the bona fides of foreign visitors seeking to enter Hong Kong; and
- processing petitions/appeals/judicial reviews on visa control and Certificate of Entitlement matters.

Head 70 — IMMIGRATION DEPARTMENT

4 The key performance measures are:

Targets

	Target	2008 (Actual)	2009 (Actual)	2010 (Plan)
average processing time (upon receipt of all supporting documents)				
entry visas and permits for visit within four weeks (%).....	100	100	99.9	100
entry visas and permits for employment within four weeks (%)	90.0	95.9	95.0	95.0
entry permits under the Admission Scheme for Mainland Talents and Professionals within four weeks (%)	90.0	98.1	96.8	98.0
other entry visas and permits within six weeks (%).....	90.0	97.2	96.7	97.0
visit permits for Taiwan residents within two working days (%).....	100	97.9	99.6	100
change of status within six weeks (%)	90.0	97.0	96.2	97.0

Indicators

	2008 (Actual)	2009 (Actual)	2010 (Estimate)
no. of applications			
entry visa			
received.....	189 024	183 636	203 500
processedΩ.....	184 539	183 403	203 500
visit visa			
received.....	65 303	51 840	61 400
processedΩ.....	65 886	52 010	61 400
visit permit for Taiwan residents			
received.....	15 690	7 762	6 300
processedΩ.....	15 698	7 851	6 300
iPermit			
received.....	342 039	265 799	231 700
processedΩ.....	342 039	265 799	231 700
APEC Business Travel Card - local applications			
received.....	4 359	3 529	3 800
processedΩ.....	3 990	4 190	3 800
APEC Business Travel Card - referral applications			
received.....	28 907	25 547	30 400
processedΩ.....	28 227	26 066	30 400
HKSAR Travel Pass			
received.....	1 052	920	800
processedΩ.....	1 052	902	800
change of status			
received.....	7 670	6 750	8 100
processedΩ.....	7 696	6 818	8 100
entry permit for Mainland Fisherman Deckhands			
received.....	5 515	5 785	6 100
processedΩ.....	5 478	5 774	6 100
petition/appeal/judicial reviewΔ			
received.....	78	66	61
processedΩ.....	135	121	61
Certificate of Entitlement			
received.....	6 628	6 753	6 900
processedΩ.....	6 412	6 906	6 900

Ω The number of applications processed includes outstanding applications brought forward from the previous year.

Δ The figures include appeals/judicial reviews on matters relating to Certificate of Entitlement.

Head 70 — IMMIGRATION DEPARTMENT

Matters Requiring Special Attention in 2010–11

5 During 2010–11, the Department will:

- continue to provide immigration facilitation to complement the policy objective of attracting more non-local students to study in our higher educational institutions and facilitate them to stay and work in Hong Kong after graduation;
- continue to monitor the system performance of the Application and Investigation Easy System, the Electronic Records Programme and the Data Warehousing Information System; and
- continue the pilot system for the advance passenger processing as promoted by the APEC for facilitation and security control of passengers. This system also provides service to Programme (2).

Programme (2): Control upon Entry

	2008–09 (Actual)	2009–10 (Original)	2009–10 (Revised)	2010–11 (Estimate)
Financial provision (\$m)	1,490.9	1,581.0	1,577.1 (–0.2%)	1,599.3 (+1.4%)
				(or +1.2% on 2009–10 Original)

Aim

6 The aims are to exercise quantitative and qualitative control over legal immigration, prevent the entry of undesirable persons and the departure of persons wanted for criminal offences, facilitate the movement of bona-fide tourists, business visitors and local residents, and process cross-boundary vehicles.

Brief Description

7 The Border (Rail), Border (Vehicles), Harbour and Airport Divisions are responsible for operations at all control points of entry into and exit from Hong Kong via land, sea or air. The Border (Rail) Division comprises three land boundary control points, serving railway passengers at Lo Wu, Hung Hom and Lok Ma Chau Spur Line. Lo Wu is the busiest land passenger crossing point. The Border (Vehicles) Division comprises four land boundary control points at Lok Ma Chau, Man Kam To, Sha Tau Kok and Shenzhen Bay, serving cross-boundary passengers and vehicles. The Shenzhen Bay Control Point commenced operation on 1 July 2007 and is the first-of-its-kind “Co-location of Boundary Crossing Facilities” for both passengers and vehicles. There is also a clearance centre at San Uk Ling which deals with the processing and repatriation of illegal immigrants from the Mainland. Immigration control over people movements by passenger liners and ferries to and from the Mainland and Macao is carried out at the China Ferry Terminal, the Macau Ferry Terminal and the Tuen Mun Ferry Terminal. Control over other types of sea traffic is usually carried out at the Eastern, Western and Tuen Mun Immigration Anchorages. Operations at the Airport enforce immigration control over passengers and aircrew entering and leaving Hong Kong by air. There are designated detention quarters in the China, Macau and Tuen Mun Ferry Terminals, the Harbour Control Section, the River Trade Terminal, Lok Ma Chau Spur Line and Shenzhen Bay control points and the Airport for detaining passengers and undesirable persons who have been refused entry and pending removal. The work involves:

- examining incoming passengers, crew, vehicles and craft in a courteous and efficient manner to detect illegal immigrants, criminals, and undesirable persons;
- examining outgoing passengers, crew, vehicles and craft in a courteous and efficient manner to detect immigration offenders and persons wanted for criminal offences; and
- repatriating illegal immigrants, individuals refused landing and undesirable persons in an efficient and reasonable manner.

8 The Border (Rail), Border (Vehicles), Harbour and Airport Divisions strive to cope with the growth of passenger traffic at control points, provide efficient immigration clearance, and combat the use of forged travel documents.

9 The key performance measures are:

Targets

	Target	2008 (Actual)	2009 (Actual)	2010 (Plan)
clearing passengers/visitors within a 30-minute waiting time				
in the case of travelling by land (%)@	95.0	99.3	99.6	95.0
in the case of travelling by sea (%)@	95.0	99.9	99.9	95.0

Head 70 — IMMIGRATION DEPARTMENT

	Target	2008 (Actual)	2009 (Actual)	2010 (Plan)
clearing passengers/visitors within a 15-minute waiting time in the case of travelling by air (%)@	95.0	98.8	99.4	95.0
clearing residents within a 15-minute waiting time				
in the case of travelling by land (%)β	98	100	100	98
in the case of travelling by sea (%)β	98	100	100	98
in the case of travelling by air (%)β	98	100	100	98

@ The target is revised from 92 per cent to 95 per cent from 1 January 2010.

β The target is revised from 95 per cent to 98 per cent from 1 January 2010.

Indicators

	2008 (Actual)	2009 (Actual)	2010 (Estimate)
passengers/vehicles/vessels examined			
land	181 362 582	184 551 560	197 720 000
sea	31 628 569	28 125 851	28 495 000
air	30 169 659	29 243 844	30 410 000
passengers/seamen refused entry	38 324	31 445	33 000
secondary examination	567 764	545 958	575 000

Matters Requiring Special Attention in 2010–11

10 During 2010–11, the Department will:

- consider extending self-service clearance to other eligible frequent visitors (in addition to Macao permanent residents and holders of HKSAR Travel Passes, APEC Business Travel Cards, Hong Kong International Airport Frequent Visitor Cards or membership cards of frequent flyer programmes of various airlines); and
- continue to implement the complementary immigration measures on non-local pregnant visitors coming to give birth in Hong Kong.

Programme (3): Control after Entry

	2008–09 (Actual)	2009–10 (Original)	2009–10 (Revised)	2010–11 (Estimate)
Financial provision (\$m)	531.6	576.6	567.8 (–1.5%)	685.1 (+20.7%)

(or +18.8% on
2009–10 Original)

Aim

11 The aim is to exercise immigration control by granting or refusing extension of stay; investigating and prosecuting offenders under the Immigration, Immigration Service, Registration of Persons, Marriage, Births and Deaths Ordinances, and certain provisions under the Crimes Ordinance; removing or deporting illegal immigrants, overstayers and undesirable persons from Hong Kong; and assessing cases with claims made under the Convention Against Torture and Other Cruel, Inhuman or Degrading Treatment or Punishment.

Brief Description

12 The Visa Control (Operations) Division, Enforcement Division and Torture Claim Assessment Division are responsible for post-entry immigration control. The work involves:

- processing and considering applications for extension of stay and change of status from visitors and temporary residents effectively and efficiently;
- taking enforcement action against illegal immigrants and visitors engaged in unlawful employment after entry and/or overstaying, and related employers;
- maintaining vigilance in extension of stay and change of status applications from doubtful visitors so as to prevent them from prolonging their stay in Hong Kong for illicit purposes;

Head 70 — IMMIGRATION DEPARTMENT

- arresting overstayers, illegal immigrants, illegal workers and other immigration offenders;
- investigating immigration offences and initiating prosecutions if there is sufficient evidence;
- taking enforcement action against air passengers with forged travel documents, including those in transit, and their aiders and abettors;
- dealing with the immigration offenders arrested by the Hong Kong Police Force and the Immigration Task Force;
- identifying trends in immigration offences and formulating counter measures;
- removing illegal immigrants, overstayers, immigration offenders and undesirable persons in a reasonable and cost-effective manner;
- issuing and executing removal orders against immigration offenders liable to removal and right of abode claimants who do not benefit from the Court of Final Appeal judgment handed down on 10 January 2002;
- seeking and executing deportation orders against criminals;
- conducting torture claim assessment and dealing with the related petitions and judicial reviews;
- processing petitions/appeals/judicial reviews arising from removing or deporting illegal immigrants, overstayers, immigration offenders and undesirable persons from Hong Kong;
- investigating and exposing the use or manufacture of forged travel documents by individuals or syndicates;
- exchanging intelligence and information with law enforcement counterparts of the Mainland and other places to prevent human smuggling by forged travel documents as well as sea borne means;
- taking proactive actions against the engagement of foreign domestic helpers in non-domestic jobs;
- taking proactive actions against syndicates arranging the entry of underpaid foreign domestic helpers;
- conducting examination on the status of the Vietnamese illegal arrivals; and
- detaining the immigration offenders under the Immigration Ordinance or Immigration Service Ordinance pending their removal or deportation from Hong Kong.

13 The key performance measures are:

Targets

	Target	2008 (Actual)	2009 (Actual)	2010 (Plan)
time required to process extension cases (upon receipt of all supporting documents)				
visitors within one working day (%)...	100	99.0	99.4	99.0
residents within two weeks (%)	100	97.8	97.3	97.0

Indicators

	2008 (Actual)	2009 (Actual)	2010 (Estimate)
no. of applications			
extension of stay	328 831	295 199	327 500
other endorsements	8 624	8 457	8 500
operations conducted by the Immigration Task Force (including investigation of forgery and illegal migration cases conducted at the HK International Airport)	32 692	34 188	34 870
investigations conducted	52 922	52 627	53 680
offenders prosecuted	10 601	8 849	11 800
persons repatriated	13 493	11 505	12 080
appeals/petitions received	475	480	990
deportation/removal orders issued	1 349	1 396	1 470
torture claim cases received	2 198	3 286	3 600

Matters Requiring Special Attention in 2010–11

14 During 2010–11, the Department will:

- continue to process torture claims under an enhanced mechanism;
- step up enforcement action against visitors from the Mainland seeking entry into Hong Kong under the disguise of marriages with Hong Kong residents;

Head 70 — IMMIGRATION DEPARTMENT

- handle the fast increasing judicial reviews lodged by torture claimants; and
- take up the management and operation of the Castle Peak Bay Immigration Centre from the Correctional Services Department.

Programme (4): Personal Documentation

	2008–09 (Actual)	2009–10 (Original)	2009–10 (Revised)	2010–11 (Estimate)
Financial provision (\$m)	561.4	491.7	469.3 (–4.6%)	517.7 (+10.3%)
				(or +5.3% on 2009–10 Original)

Aim

15 The aims are to counteract illegal immigration and enhance the maintenance of law and order by providing all legal residents with a secure form of identity card and all consequential services related to identity cards; to register births, deaths and marriages and provide all consequential services related to such civil registration; to assess right of abode claims; and to facilitate international travel of Hong Kong residents by providing them with travel documents.

Brief Description

16 The Registration of Persons Division is responsible for the assessment of claims to right of abode, the issue of identity cards and the maintenance of identity card records. The Documents Division receives and processes applications for various types of travel documents. It is also responsible for registering all births, deaths and marriages and providing statistics for planning purposes. The work involves:

- providing identity cards and related services to legal residents;
- operating an accessible and convenient system for births, deaths and marriages registration and providing related services;
- improving customer services to registrants for identity cards, births, deaths or marriages;
- monitoring and reviewing the operation of the Civil Celebrants of Marriages Scheme and its impact on marriage services;
- providing eligible Hong Kong residents with HKSAR passports or other travel documents;
- lobbying foreign countries to grant visa-free access to holders of HKSAR passport;
- enhancing the processing of applications for HKSAR electronic travel documents; and
- assessing claims to right of abode and dealing with related matters.

17 The key performance measures are:

Targets

	Target	2008 (Actual)	2009 (Actual)	2010 (Plan)
delivery of services related to identity card on the day of applicants' attendance (%)	100	100	100	100
normal processing time per application/case				
identity card within ten working days (%)	100	100	100	100
certificate of registered particulars within 25 working days (%)	100	100	100	100
verification of eligibility for permanent identity card within six weeks (%)#	100	98.9	99.0	98.0
certified copy of birth/death/marriage/adoption certificate within nine working days (%)	100	100	100	100

Head 70 — IMMIGRATION DEPARTMENT

	Target	2008 (Actual)	2009 (Actual)	2010 (Plan)
HKSAR passport first application or replacement within ten working days (%)#.....	100	100	100	100
application from children under 11 not holding Hong Kong permanent identity cards within 14 working days (%)#β.....	100	100	100	100
HKSAR document of identity within ten working days (%)#.....	100	100	100	100
HKSAR seaman's identity book on the day of application (%)#.....	100	100	100	100
HKSAR re-entry permit on the day of application (%)#.....	100	100	100	100
standard processing time at counter birth/death/adoption registration within 30 minutes (%).....	100	90.0	96.8	98.0
marriage notice within 30 minutes (%).....	100	95.3	98.2	99.0

The target is applied upon receipt of all necessary documents.

β The target was revised from 19 to 14 working days from 16 February 2009.

Indicators

	2008 (Actual)	2009 (Actual)	2010 (Estimate)
identity cards and certificates of registered particulars issued.....	591 000	571 563	613 000
verification of eligibility of permanent identity card application.....	54 100	57 876	56 200
birth/death/adoption registrations.....	120 435	124 121	132 400
marriage registrations			
processing of notice of intended marriage.....	49 988	55 864	56 650
marriage solemnisation (by Civil Celebrants of Marriages).....	18 237	21 979	23 150
marriage solemnisation (other than by Civil Celebrants of Marriages).....	28 757	29 103	28 300
birth/death/marriage/adoption certificates issued.....	142 410	151 573	164 850
appointment of Civil Celebrants.....	145	160	160
no. of applications			
HKSAR passport.....	504 404	471 620	515 000
HKSAR document of identity.....	44 049	51 680	54 800
HKSAR seaman's identity book.....	19	12	12
HKSAR re-entry permit.....	109 997	114 350	116 180

Matters Requiring Special Attention in 2010–11

18 During 2010–11, the Department will continue to promote the Civil Celebrants of Marriages Scheme.

Programme (5): Nationality and Assistance to HKSAR Residents outside Hong Kong

	2008–09 (Actual)	2009–10 (Original)	2009–10 (Revised)	2010–11 (Estimate)
Financial provision (\$m)	16.7	17.6	18.3 (+4.0%)	18.3 (—)

(or +4.0% on
2009–10 Original)

Head 70 — IMMIGRATION DEPARTMENT

Aim

19 From 1 July 1997, the Department is authorised by the Central People's Government to deal with Chinese nationality matters in respect of residents in the HKSAR in accordance with the Nationality Law of the People's Republic of China and the 'Explanations' adopted by the Standing Committee of the National People's Congress. On 1 February 2000, the Department started to accept applications outside Hong Kong for declaration of change of nationality, naturalisation as a Chinese national, and renunciation and restoration of Chinese nationality through Chinese diplomatic and consular missions. It also provides assistance to Hong Kong residents in distress outside Hong Kong.

Brief Description

20 The work on nationality related matters and assistance to Hong Kong residents outside Hong Kong involves:

- receiving and processing declarations of change of nationality;
- receiving and processing applications for naturalisation as a Chinese national and for renunciation and restoration of Chinese nationality;
- dealing with enquiries on Chinese nationality matters; and
- providing prompt assistance to Hong Kong residents outside Hong Kong in distress, or have been imprisoned or detained, and their family members in Hong Kong.

21 The key performance measures are:

Targets

	Target	2008 (Actual)	2009 (Actual)	2010 (Plan)
normal processing time per application/case				
assistance to Hong Kong residents outside Hong Kong on day of request (%).....	100	100	100	100
declaration of change of nationality in person on day of application (%)^	100	100	100	100
application for naturalisation as a Chinese national within three months (%)^.....	80.0	84.2	93.6	80.0
application for renunciation of Chinese nationality within two months (%)^Ψ	80.0	94.9	100	80.0
application for restoration of Chinese nationality within three months (%)^.....	80	100	100	80

^ The target is applied upon receipt of all necessary documents.

Ψ The target was revised from "100 per cent within three months" to "80 per cent within two months" from 2008.

Indicators

	2008 (Actual)	2009 (Actual)	2010 (Estimate)
applications under the Chinese Nationality (Miscellaneous Provisions) Ordinance			
declaration of change of nationality	65	94	110
application for naturalisation as a Chinese national	1 541	1 295	1 155
application for renunciation of Chinese nationality	94	76	72
application for restoration of Chinese nationality	8	9	8
requests for assistance by Hong Kong residents in distress outside Hong Kong and by their family members	2 315	1 519	1 800
telephone calls received and made via '1868' hotline.....	132 146	107 676	115 100

Head 70 — IMMIGRATION DEPARTMENT

ANALYSIS OF FINANCIAL PROVISION

Programme	2008–09 (Actual) (\$m)	2009–10 (Original) (\$m)	2009–10 (Revised) (\$m)	2010–11 (Estimate) (\$m)
(1) Pre-entry Control.....	220.7	209.9	216.9	219.0
(2) Control upon Entry.....	1,490.9	1,581.0	1,577.1	1,599.3
(3) Control after Entry.....	531.6	576.6	567.8	685.1
(4) Personal Documentation.....	561.4	491.7	469.3	517.7
(5) Nationality and Assistance to HKSAR Residents outside Hong Kong.....	16.7	17.6	18.3	18.3
	2,821.3	2,876.8	2,849.4 (-1.0%)	3,039.4 (+6.7%)
				(or +5.7% on 2009–10 Original)

Analysis of Financial and Staffing Provision

Programme (1)

Provision for 2010–11 is \$2.1 million (1.0%) higher than the revised estimate for 2009–10. This is mainly due to salary increments for staff, partly offset by the deletion of 14 posts due to the suspension of levy collection on foreign domestic helpers.

Programme (2)

Provision for 2010–11 is \$22.2 million (1.4%) higher than the revised estimate for 2009–10. This is mainly due to salary increments for staff, filling of vacancies and increased operating expenses including the maintenance expenditure on information systems and equipment at control points, partly offset by the deletion of 84 posts, majority of which are re-deployed to the Torture Claim Assessment Division to take forward enhancement measures for torture claims screening.

Programme (3)

Provision for 2010–11 is \$117.3 million (20.7%) higher than the revised estimate for 2009–10. This is mainly due to the creation of 91 posts in the Torture Claim Assessment Division to take forward enhancement measures for torture claim screening, as well as the full-year operating costs for the Castle Peak Bay Immigration Centre, partly offset by the deletion of 12 posts due to the suspension of levy collection on foreign domestic helpers.

Programme (4)

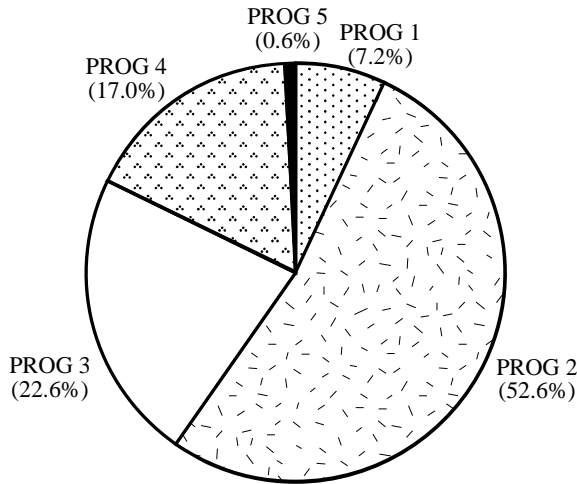
Provision for 2010–11 is \$48.4 million (10.3%) higher than the revised estimate for 2009–10. This is mainly due to increased provision for e-passport blanks and other operating expenses.

Programme (5)

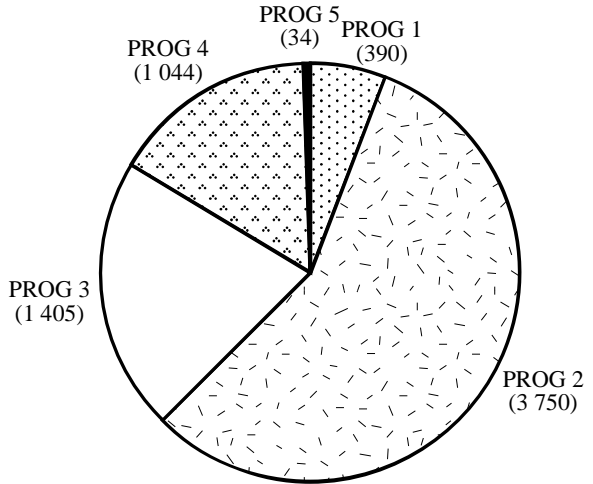
Provision for 2010–11 is the same as the revised estimate for 2009–10.

Head 70 — IMMIGRATION DEPARTMENT

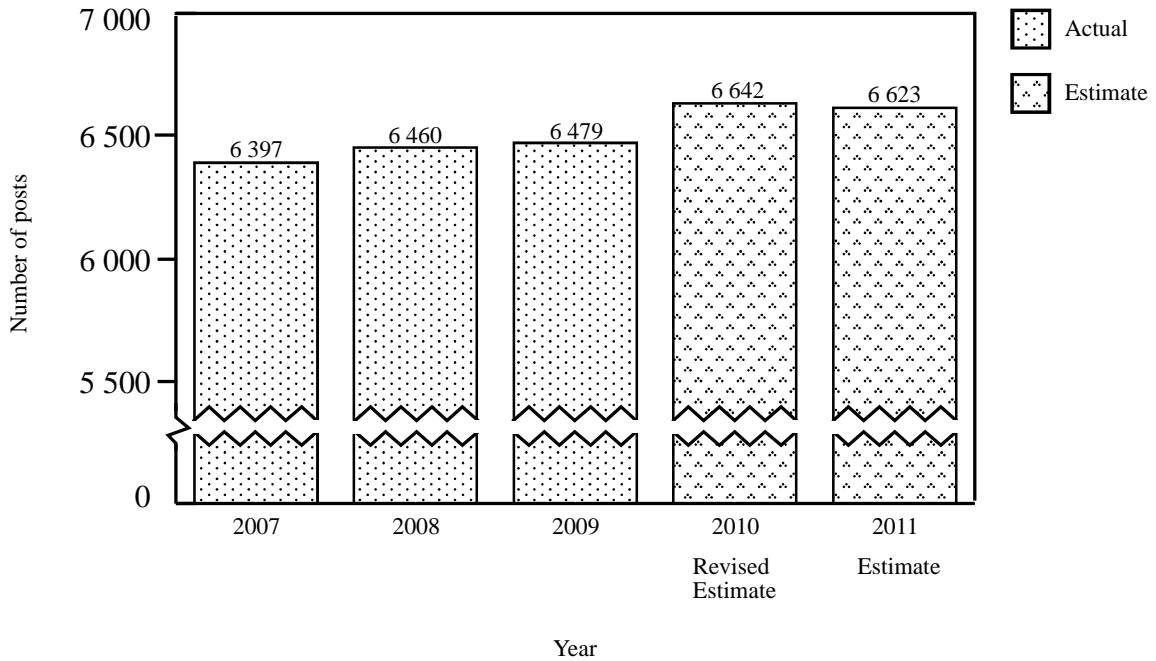
*Allocation of provision
to programmes
(2010-11)*



*Staff by programme
(as at 31 March 2011)*



*Changes in the size of the establishment
(as at 31 March)*



Head 70 — IMMIGRATION DEPARTMENT

Sub-head (Code)		Actual expenditure 2008-09	Approved estimate 2009-10	Revised estimate 2009-10	Estimate 2010-11
		\$'000	\$'000	\$'000	\$'000
Operating Account					
Recurrent					
000	Operational expenses.....	2,808,605	2,862,298	2,837,920	3,023,315
202	Repatriation expenses.....	7,513	9,133	6,549	7,512
	Total, Recurrent	2,816,118	2,871,431	2,844,469	3,030,827
	Total, Operating Account.....	2,816,118	2,871,431	2,844,469	3,030,827
Capital Account					
Plant, Equipment and Works					
661	Minor plant, vehicles and equipment (block vote).....	5,228	5,370	4,945	8,574
	Total, Plant, Equipment and Works	5,228	5,370	4,945	8,574
	Total, Capital Account	5,228	5,370	4,945	8,574
	Total Expenditure	2,821,346	2,876,801	2,849,414	3,039,401

Head 70 — IMMIGRATION DEPARTMENT

Details of Expenditure by Subhead

The estimate of the amount required in 2010–11 for the salaries and expenses of the Immigration Department is \$3,039,401,000. This represents an increase of \$189,987,000 over the revised estimate for 2009–10 and of \$218,055,000 over actual expenditure in 2008–09.

Operating Account

Recurrent

2 Provision of \$3,023,315,000 under *Subhead 000 Operational expenses* is for the salaries, allowances and other operating expenses of the Immigration Department.

3 The establishment as at 31 March 2010 will be 6 642 permanent posts. It is expected that there will be a net decrease of 19 posts in 2010–11. Subject to certain conditions, the controlling officer may under delegated power create or delete non-directorate posts during 2010–11, but the notional annual mid-point salary value of all such posts must not exceed \$2,155,830,000.

4 An analysis of the financial provision under *Subhead 000 Operational expenses* is as follows:

	2008–09 (Actual) (\$'000)	2009–10 (Original) (\$'000)	2009–10 (Revised) (\$'000)	2010–11 (Estimate) (\$'000)
Personal Emoluments				
- Salaries	2,142,895	2,201,280	2,225,685	2,285,572
- Allowances	47,687	52,085	47,153	50,689
- Job-related allowances.....	1,079	1,109	1,075	1,205
Personnel Related Expenses				
- Mandatory Provident Fund contribution	7,735	8,353	8,543	6,008
- Civil Service Provident Fund contribution	34,158	41,918	41,599	60,319
Departmental Expenses				
- Data processing.....	157,710	196,500	162,580	177,798
- Specialist supplies and equipment	144,717	76,881	69,032	107,117
- General departmental expenses.....	268,767	280,169	278,384	330,597
Other Charges				
- Land usage cost	3,559	3,700	3,577	3,700
- Grant to the Immigration Service Welfare Fund.....	298	303	292	310
	2,808,605	2,862,298	2,837,920	3,023,315

5 Provision of \$7,512,000 under *Subhead 202 Repatriation expenses* is for the repatriation of illegal immigrants, immigration offenders and convicted criminals in accordance with the relevant immigration legislations. The increase of \$963,000 (14.7%) over the revised estimate for 2009–10 is mainly due to the anticipated increase in the number of torture claimants who will withdraw their claims and voluntarily accept repatriation after the enactment of the Immigration (Amendment) Ordinance on 14 November 2009 which prohibits illegal immigrants or people who are the subject of a removal order or deportation order from taking up employment.

Capital Account

Plant, Equipment and Works

6 Provision of \$8,574,000 under *Subhead 661 Minor plant, vehicles and equipment (block vote)* represents an increase of \$3,629,000 (73.4%) over the revised estimate for 2009–10. This is mainly due to the increased requirement for new and replacement equipment.