

## Head 49 — FOOD AND ENVIRONMENTAL HYGIENE DEPARTMENT

**Controlling officer:** the Director of Food and Environmental Hygiene will account for expenditure under this Head.

<b>Estimate 2012–13</b> .....	<b>\$4,937.2m</b>
<b>Establishment ceiling 2012–13</b> (notional annual mid-point salary value) representing an estimated 11 127 non-directorate posts as at 31 March 2012 and as at 31 March 2013 .....	<b>\$2,533.0m</b>
In addition, there will be an estimated 15 directorate posts as at 31 March 2012 and as at 31 March 2013.	
<b>Commitment balance</b> .....	<b>\$24.8m</b>

### Controlling Officer's Report

#### Programmes

<b>Programme (1) Food Safety and Public Health</b>	This programme contributes to Policy Area 2: Agriculture, Fisheries and Food Safety (Secretary for Food and Health).
<b>Programme (2) Environmental Hygiene and Related Services</b>	These programmes contribute to Policy Area 32: Environmental Hygiene (Secretary for Food and Health).
<b>Programme (3) Market Management and Hawker Control</b>	
<b>Programme (4) Public Education and Community Involvement</b>	This programme contributes to Policy Area 2: Agriculture, Fisheries and Food Safety (Secretary for Food and Health) and Policy Area 32: Environmental Hygiene (Secretary for Food and Health).

#### Detail

##### Programme (1): Food Safety and Public Health

	2010–11 (Actual)	2011–12 (Original)	2011–12 (Revised)	<b>2012–13 (Estimate)</b>
Financial provision (\$m)	736.2	824.9	807.9 (-2.1%)	<b>845.4</b> (+4.6%)
				(or +2.5% on 2011–12 Original)

#### Aim

**2** The aim is to ensure that food available for human consumption is wholesome, hygienic and safe; and to safeguard public health through testing and control of live food animals and effective pest control.

#### Brief Description

**3** The work involves:

- conducting risk assessment on food and providing timely information to the public;
- investigating and managing food incidents;
- exercising import control on high-risk food and issuing health certificates for food exports;
- exercising import control on live food animals;
- conducting inspections and tests on live food animals at licensed slaughterhouses;
- providing meat inspection services at licensed slaughterhouses;
- conducting food surveillance at various points of the food chain and taking enforcement actions;
- promoting the Hazard Analysis and Critical Control Point (HACCP) approach to the trade and the adoption of HACCP-based food safety plans;
- ensuring pre-packaged food for sale is properly labelled;

## Head 49 — FOOD AND ENVIRONMENTAL HYGIENE DEPARTMENT

- conducting risk assessment on pests affecting public health;
- taking control measures to prevent vector-borne diseases; and
- investigating incidents of vector-borne diseases.

4 The key performance measures are:

### *Targets*

	Target	2010 (Actual)	2011 (Actual)	2012 (Plan)
initiating investigation of reports of food unfit for human consumption within 24 hours (%) .....	100	100	100	<b>100</b>
applications for import of game, meat and poultry to be processed within five working days (%).....	98	100	100	<b>98</b>
applications for import of milk and milk products to be processed within 12 working days (%).....	98	100	100	<b>98</b>
applications for import of frozen confections to be processed within 12 working days (%).....	98	100	100	<b>98</b>
applications for export or re-export food health certificates to be processed within 12 working days (%).....	98	100	100	<b>98</b>
issuing veterinary health certificates for export food containing animal products within two working days (%).....	100	100	100	<b>100</b>
inspecting vehicles carrying poultry at Man Kam To (% of vehicles) .....	100	100	100	<b>100</b>
testing pigs for beta-agonists (% of lots).....	98	100	100	<b>98</b>
conducting inspections of farms exporting food animals to Hong Kong (no. of farms).....	35	53	52	<b>50</b>
food surveillance through testing of food samples (no. of food samples tested per 1 000 population per year).....	8	9	9	<b>9</b>
initiating investigation of complaints about food labelling within three working days (%).....	100	100	100	<b>100</b>
initiating pest control measures within 24 hours upon receiving report of vector-borne diseases (%).....	100	100	100	<b>100</b>
dealing with complaints on wasps/bees infestation within six working days (%).....	100	100	100	<b>100</b>

### *Indicators*

	2010 (Actual)	2011 (Actual)	2012 (Estimate)
food complaints handled.....	3 737	4 265	<b>4 200</b>
applications for import of game, meat and poultry .....	2 532	2 451	<b>2 500</b>
applications for import of milk and milk products.....	214	299	<b>300</b>
applications for import of frozen confections .....	176	198	<b>200</b>
export or re-export food health certificates issued.....	287	326	<b>330</b>
veterinary health certificates for export food containing animal products issued .....	121	117	<b>120</b>
vehicles carrying poultry inspected at Man Kam To .....	2 369	2 131	<b>2 000</b>
blood samples taken from poultry for testing of avian influenza H5 antibodies.....	48 739	44 811	<b>42 500</b>

## Head 49 — FOOD AND ENVIRONMENTAL HYGIENE DEPARTMENT

	2010 (Actual)	2011 (Actual)	2012 (Estimate)
vehicles carrying vegetables inspected at Man Kam To Food Control Office .....	28 783	28 836	<b>28 000</b>
samples taken from food animals for testing of veterinary drug residues .....	54 291	52 595	<b>52 500</b>
food samples taken for testing .....	64 455	64 638 <sup>^</sup>	<b>65 000</b>
labels checked.....	55 100	55 180	<b>55 000</b>
HACCP seminars/workshops.....	33	33	<b>33</b>
poison treatments of rodent infestation in building blocksΩ ...	46 015	52 520	<b>52 500</b>
no. of trappingsΩ.....	45 036	50 781	<b>50 800</b>
mosquito breeding places eliminatedΩ.....	55 225	47 039	<b>47 000</b>
pest control surveys conducted.....	7 123	7 316	<b>7 250</b>

<sup>^</sup> In addition to the 64 638 food samples tested in 2011, another 61 911 samples have been taken from imported Japanese food for examination of radiation level since the Japan nuclear power plant incident in March 2011.

Ω The service is provided by the staff of the Department and the staff of contractors engaged by it.

### ***Matters Requiring Special Attention in 2012–13***

5 During 2012–13, the Department will:

- continue the laboratory analysis of the first Total Diet Study in Hong Kong to assess the risks of various food hazards;
- assist the Food and Health Bureau (FHB) to prepare legislation to extend the existing import control regime for meat and poultry to cover poultry eggs;
- assist FHB to prepare legislation to provide for food safety standards for pesticide residues in food and prepare for implementation of the new regulation when enacted; and
- assist FHB to conduct a public consultation exercise on strengthening the regulation of veterinary drug residues in food.

### **Programme (2): Environmental Hygiene and Related Services**

	2010–11 (Actual)	2011–12 (Original)	2011–12 (Revised)	2012–13 (Estimate)
Financial provision (\$m)	2,299.7	2,387.0	2,451.7 (+2.7%)	<b>2,657.2</b> (+8.4%)

(or +11.3% on  
2011–12 Original)

### ***Aim***

6 The aim is to provide quality environmental hygiene services and facilities, and to safeguard public health through licensing and regulation of licensed food premises.

### ***Brief Description***

7 The work involves:

- providing efficient and effective public cleansing services, including street cleansing and household waste collection, and management of public cleansing facilities such as public toilets and refuse collection points;
- licensing and inspecting food premises, and taking law enforcement actions against unlicensed and unhygienic food premises;
- processing liquor licence applications and providing administrative support to the Liquor Licensing Board;
- licensing private swimming pools, commercial bathhouses, places of public entertainment, funeral parlours, karaoke establishments in restaurants and offensive trades, and taking law enforcement actions in relation to these activities;
- abating environmental nuisances relating to dripping air-conditioners and water seepage and at environmental hygiene blackspots; and
- managing cremation and burial facilities, including public cemeteries, crematoria and columbaria.

## Head 49 — FOOD AND ENVIRONMENTAL HYGIENE DEPARTMENT

8 The key performance measures are:

### *Targets*

	Target	2010 (Actual)	2011 (Actual)	2012 (Plan)
<i>Cleansing</i>				
completion of 1st round street sweeping services on main roads before 9:00 a.m. to ensure removal of over-night street litter (%)Ψ.....	99	100	100	99
<i>Licensing of food premises</i>				
holding of Application Vetting Panel meeting for restaurant licences within 20 working days from passing of initial screening (%).....	99	100	100	99
issuing of food business licences within seven working days from confirmation of compliance (%)....	99	100	100	99
issuing of provisional licences for restaurants and other food premises within one working day from receipt of acceptable Certificates of Compliance for submissions over the counter (%).....	99	100	100	99
issuing of liquor licences and club liquor licences within five working days from approval by Liquor Licensing Board (%).....	99	100	100	99
<i>Licensing of private swimming pools, commercial bathhouses, places of public entertainment, funeral parlours, offensive trades</i>				
issuing of Letters of Requirements within seven working days from clearance with concerned departments (%).....	98	98	100	98
issuing of licences within seven working days from confirmation of compliance (%).....	98	100	100	98
<i>Cemeteries and crematoria</i>				
booking of cremation sessions within 15 days (%).....	99	100	100	99
allocation of burial spaces on the day of application (%).....	99	100	100	99

Ψ The same target applies to services provided by staff of the Department and those provided by contractors through outsourcing.

### *Indicators*

	2010 (Actual)	2011 (Actual)	2012 (Estimate)
refuse collected (tonnes)λ.....	1 934 812	1 882 299	1 882 300
recurrent expenditure per tonne of refuse collected (\$)Δ.....	197	198	208
sludge collected by gully emptiers (tonnes)λ.....	8 482	8 434	8 400
restaurant licences.....	11 412	11 686	11 700
other food-related licences (e.g. liquor, food factory, bakery).....	15 927	16 220	16 200
restricted food permits (e.g. sushi and milk).....	6 099	6 258	6 300
applications for food business licences.....	3 580	3 260	3 300
applications for restricted food permits.....	873	893	890
inspections to food premises.....	239 388	236 117	236 000
raids against illegal slaughtering.....	300	273	160@

## Head 49 — FOOD AND ENVIRONMENTAL HYGIENE DEPARTMENT

	2010 (Actual)	2011 (Actual)	2012 (Estimate)
prosecutions against food premises			
licensed .....	4 117	4 207	4 200
unlicensed .....	3 000	2 935	2 900
food business licences suspended/cancelled .....	168	164	160
courses/seminars for Hygiene Supervisors .....	113	113	113
applications for private swimming pools, places of public entertainment and other licences (excluding applications for temporary licences).....	65	70	70
inspections conducted to private swimming pools, places of public entertainment, etc. ....	13 796	13 984	14 000
no. of cremations provided			
body .....	38 006	37 916	37 900
skeletal .....	3 085	2 641	2 600
no. of burials conducted			
coffin.....	1 377	1 327	1 300
urn.....	992	966	1 000
exhumation permits issued.....	5 661	5 235	5 200

λ The service is provided by the staff of the Department and the staff of contractors engaged by it.

Δ The figures represent unit expenditure for the respective financial years ending 31 March.

@ The estimated decrease in the number of raids is due to a reduced number of illegal slaughterhouses in 2011.

### *Matters Requiring Special Attention in 2012–13*

9 During 2012–13, the Department will:

- continue to convert designated aqua privies into flushing toilets by phases;
- continue to take stringent enforcement actions against unlicensed food premises and food premises which pose immediate health hazards; and
- take forward plans and projects to provide more crematorium and columbarium facilities.

### **Programme (3): Market Management and Hawker Control**

	2010–11 (Actual)	2011–12 (Original)	2011–12 (Revised)	2012–13 (Estimate)
Financial provision (\$m)	1,327.5	1,337.0	1,391.5 (+4.1%)	1,410.9 (+1.4%)

(or +5.5% on  
2011–12 Original)

### *Aim*

10 The aim is to maintain a clean and hygienic environment in public markets and to control on-street hawking activities.

### *Brief Description*

11 The work involves:

- managing and maintaining public markets;
- inspecting markets to ensure cleanliness and compliance with tenancy requirements and conditions;
- controlling and containing on-street hawking activities and obstruction;
- managing licensed hawker pitches, hawker permitted places and hawker bazaars; and
- taking enforcement actions.

## Head 49 — FOOD AND ENVIRONMENTAL HYGIENE DEPARTMENT

12 The key performance measures are:

### *Targets*

	Target	2010 (Actual)	2011 (Actual)	2012 (Plan)
markets with common parts cleansed at least three times a day (%).....	100	100	100	100
stalls let (%)§ .....	80	84	87	85
responding to complaints against illegal hawking in built-up areas within 30 minutes (%).....	97	99	99	98

§ In calculating the letting percentage, the number of stalls set aside for designated purposes has been included in the total number of stalls for letting.

### *Indicators*

	2010 (Actual)	2011 (Actual)	2012 (Estimate)
licensed hawkers			
fixed pitch hawkers .....	6 649	6 480	6 450
itinerant hawkers.....	522	505	455
estimated number of unlicensed hawkers.....	1 896	1 921	1 900
raids by Hawker Control Teams .....	123 877	120 738	120 700
joint operations against illegal hawking with other departments .....	1 561	1 496	1 500
hawker blackspots.....	45	45	45

### *Matters Requiring Special Attention in 2012–13*

13 During 2012–13, the Department will:

- enhance the viability of public markets by improving management, upgrading facilities, providing a more flexible mix of trade, and carrying out promotional activities; and
- enhance law enforcement at hawker areas with fixed pitches to ensure compliance and to contain obstruction and fire safety risk.

### **Programme (4): Public Education and Community Involvement**

	2010–11 (Actual)	2011–12 (Original)	2011–12 (Revised)	2012–13 (Estimate)
Financial provision (\$m)	23.4	23.9	23.7 (–0.8%)	23.7 (—)

(or –0.8% on  
2011–12 Original)

### *Aim*

14 The aim is to promote food safety and the maintenance of a hygienic environment through partnership with the community and a multi-media publicity campaign.

### *Brief Description*

15 The work involves:

- enhancing public awareness of the importance of food safety and empowering consumers to make informed choices;
- educating the public on their responsibility in maintaining a clean and hygienic living environment; and
- organising targeted public education and publicity programmes to mobilise community involvement and support for activities in keeping the environment clean.

## Head 49 — FOOD AND ENVIRONMENTAL HYGIENE DEPARTMENT

16 The Department disseminates food safety and keep clean messages through television/radio Announcements in the Public Interest, banners/posters, publicity stickers, pamphlets/leaflets and a publicity vehicle. In addition, talks and support are given to cleansing campaign/work carried out by District Councils, non-governmental organisations, community groups and schools.

17 The key performance measures are:

### *Targets*

	Target	2010 (Actual)	2011 (Actual)	<b>2012 (Plan)</b>
primary and secondary schools approached for talks on food safety and environmental hygiene (%).....	100	100	100	<b>100</b>
responding to requests for information/ talks on food safety and environmental hygiene within one week (%).....	100	100	100	<b>100</b>
publicity campaigns.....	3	3	3	<b>3</b>

### *Indicators*

	2010 (Actual)	2011 (Actual)	<b>2012 (Estimate)</b>
seminars and activities for general public.....	1 412	1 392	<b>1 385</b>
Television Announcements in the Public Interest.....	2	4	<b>3</b>
Radio Announcements in the Public Interest.....	4	4	<b>3</b>
outreaching programmes targeted at schools.....	20	20	<b>20</b>
school talks on food safety and environmental hygiene.....	1 212	1 214	<b>1 200</b>

### *Matters Requiring Special Attention in 2012–13*

18 During 2012–13, the Department will:

- continue to strengthen the promotional activities on nutrition labelling;
- continue promotional activities on the Food Safety Ordinance (Cap. 612); and
- continue the efforts in promoting public health and environmental hygiene education and food safety to the public, with special emphasis on domestic hygiene, through seminars and activities.

## Head 49 — FOOD AND ENVIRONMENTAL HYGIENE DEPARTMENT

### ANALYSIS OF FINANCIAL PROVISION

Programme	2010–11 (Actual) (\$m)	2011–12 (Original) (\$m)	2011–12 (Revised) (\$m)	2012–13 (Estimate) (\$m)
(1) Food Safety and Public Health.....	736.2	824.9	807.9	<b>845.4</b>
(2) Environmental Hygiene and Related Services .....	2,299.7	2,387.0	2,451.7	<b>2,657.2</b>
(3) Market Management and Hawker Control .....	1,327.5	1,337.0	1,391.5	<b>1,410.9</b>
(4) Public Education and Community Involvement.....	23.4	23.9	23.7	<b>23.7</b>
	4,386.8	4,572.8	4,674.8 (+2.2%)	<b>4,937.2</b> <b>(+5.6%)</b>
				<b>(or +8.0% on 2011–12 Original)</b>

#### Analysis of Financial and Staffing Provision

##### Programme (1)

Provision for 2012–13 is \$37.5 million (4.6%) higher than the revised estimate for 2011–12. This is mainly due to creation of new posts, filling of vacancies, increase in operating expenses for food safety control and increase in capital expenditure such as procurement of mass spectrometer systems and upgrading of contamination monitoring systems. There will be an increase of 69 posts.

##### Programme (2)

Provision for 2012–13 is \$205.5 million (8.4%) higher than the revised estimate for 2011–12. This is mainly due to filling of vacancies and increased operating expenses for environmental hygiene and related services, partly offset by reduced capital expenditure for the replacement of specialised vehicles. There will be a net decrease of 69 posts.

##### Programme (3)

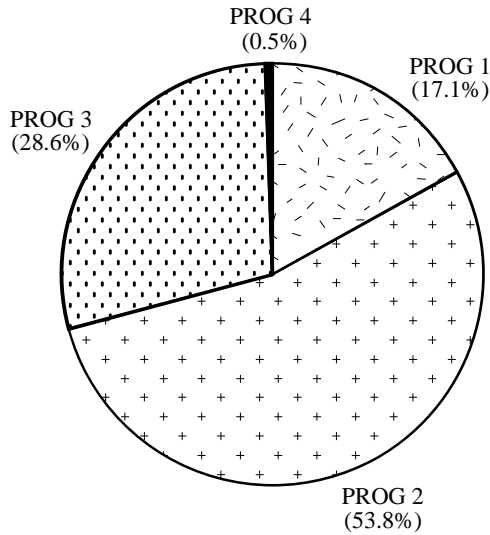
Provision for 2012–13 is \$19.4 million (1.4%) higher than the revised estimate for 2011–12. This is mainly due to increased operating expenses for market management and hawker control activities, partly offset by reduced capital expenditure on markets.

##### Programme (4)

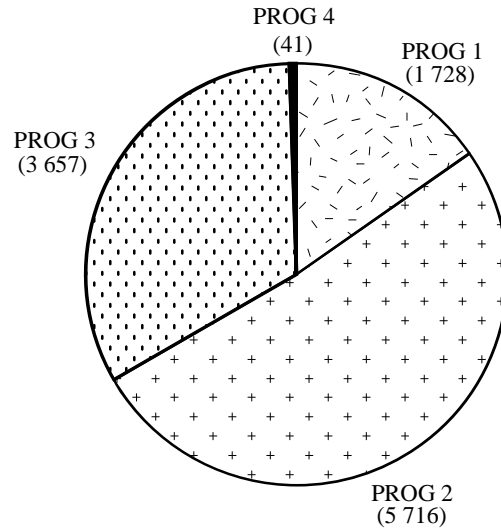
Provision for 2012–13 is comparable with the revised estimate for 2011–12.



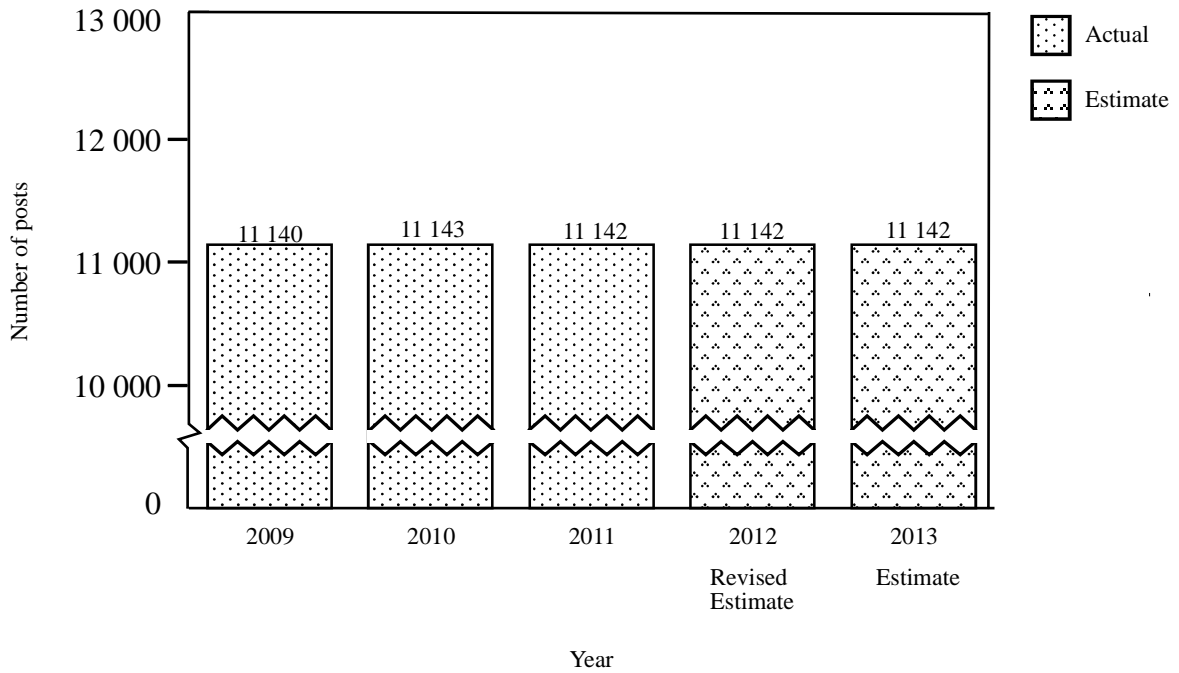
*Allocation of provision  
to programmes  
(2012-13)*



*Staff by programme  
(as at 31 March 2013)*



*Changes in the size of the establishment  
(as at 31 March)*



## Head 49 — FOOD AND ENVIRONMENTAL HYGIENE DEPARTMENT

Sub-head (Code)	Actual expenditure 2010–11	Approved estimate 2011–12	Revised estimate 2011–12	Estimate 2012–13	
	\$'000	\$'000	\$'000	\$'000	
<b>Operating Account</b>					
Recurrent					
000	Operational expenses .....	4,242,084	4,501,022	4,607,687	<b>4,904,132</b>
	Total, Recurrent .....	4,242,084	4,501,022	4,607,687	<b>4,904,132</b>
Non-Recurrent					
700	General non-recurrent .....	42,648	800	780	<b>1,170</b>
	Total, Non-Recurrent .....	42,648	800	780	<b>1,170</b>
	Total, Operating Account .....	4,284,732	4,501,822	4,608,467	<b>4,905,302</b>
<b>Capital Account</b>					
Plant, Equipment and Works					
603	Plant, vehicles and equipment .....	2,100	6,140	—	<b>10,540</b>
661	Minor plant, vehicles and equipment (block vote) .....	99,970	64,788	66,345	<b>21,332</b>
	Total, Plant, Equipment and Works .....	102,070	70,928	66,345	<b>31,872</b>
	Total, Capital Account .....	102,070	70,928	66,345	<b>31,872</b>
	Total Expenditure .....	4,386,802	4,572,750	4,674,812	<b>4,937,174</b>

## Head 49 — FOOD AND ENVIRONMENTAL HYGIENE DEPARTMENT

### Details of Expenditure by Subhead

The estimate of the amount required in 2012–13 for the salaries and expenses of the Food and Environmental Hygiene Department is \$4,937,174,000. This represents an increase of \$262,362,000 over the revised estimate for 2011–12 and of \$550,372,000 over the actual expenditure in 2010–11.

#### Operating Account

##### Recurrent

**2** Provision of \$4,904,132,000 under *Subhead 000 Operational expenses* is for the salaries, allowances and other operating expenses of the Food and Environmental Hygiene Department.

**3** The establishment as at 31 March 2012 will be 11 142 permanent posts. No net change in establishment is expected in 2012–13. Subject to certain conditions, the controlling officer may under delegated power create or delete non-directorate posts during 2012–13, but the notional annual mid-point salary value of all such posts must not exceed \$2,533,004,000.

**4** An analysis of the financial provision under *Subhead 000 Operational expenses* is as follows:

	2010–11 (Actual) (\$'000)	2011–12 (Original) (\$'000)	2011–12 (Revised) (\$'000)	2012–13 (Estimate) (\$'000)
Personal Emoluments				
- Salaries .....	2,269,227	2,368,516	2,457,460	<b>2,507,790</b>
- Allowances .....	21,193	24,860	25,713	<b>26,391</b>
- Job-related allowances.....	52,913	59,640	60,500	<b>61,287</b>
Personnel Related Expenses				
- Mandatory Provident Fund contribution .....	10,437	13,282	15,292	<b>14,621</b>
- Civil Service Provident Fund contribution .....	12,586	21,320	24,920	<b>42,994</b>
Departmental Expenses				
- General departmental expenses .....	1,875,509	2,013,151	2,023,532	<b>2,250,779</b>
Other Charges				
- Commonwealth War Graves Commission.....	219	253	270	<b>270</b>
	4,242,084	4,501,022	4,607,687	<b>4,904,132</b>

#### Capital Account

##### Plant, Equipment and Works

**5** Provision of \$21,332,000 under *Subhead 661 Minor plant, vehicles and equipment (block vote)* represents a decrease of \$45,013,000 (67.8%) against the revised estimate for 2011–12. This is mainly due to decreased funding requirement for replacement of specialised vehicles.

## Head 49 — FOOD AND ENVIRONMENTAL HYGIENE DEPARTMENT

### Commitments

Sub-head (Code)	Item (Code)	Ambit	Approved commitment	Accumulated expenditure to 31.3.2011	Revised estimated expenditure for 2011–12	Balance
			\$'000	\$'000	\$'000	\$'000
<b><i>Operating Account</i></b>						
700	<i>General non-recurrent</i>					
	002	Ex-gratia payments under Itinerant Hawker Licence Compulsory Deletion Policy.....	19,200	7,710	600	10,890
	011	Extension of ex-gratia payments to the Itinerant Hawker Licence holders of the New Territories .....	9,990	6,450	180	3,360
			<u>29,190</u>	<u>14,160</u>	<u>780</u>	<u>14,250</u>
<b><i>Capital Account</i></b>						
603	<i>Plant, vehicles and equipment</i>					
	807	Replacement of a gas chromatograph and an inductively coupled plasma-mass spectrometer system for Food Research Laboratory Section ...	2,300	—	—	2,300
	808	Replacement of an integrated system of gas chromatograph-tandem mass spectrometer at Man Kam To Food Laboratory.....	2,100	—	—	2,100
	816	Acquisition of an integrated system of gas chromatograph-tandem mass spectrometer for Man Kam To Food Laboratory.....	2,140	—	—	2,140
	817	Replacement of an integrated system of liquid chromatograph-tandem mass spectrometer at Man Kam To Food Laboratory.....	4,000	—	—	4,000
			<u>10,540</u>	<u>—</u>	<u>—</u>	<u>10,540</u>
		Total .....	<u>39,730</u>	<u>14,160</u>	<u>780</u>	<u>24,790</u>