

Head 49 — FOOD AND ENVIRONMENTAL HYGIENE DEPARTMENT

Controlling officer: the Director of Food and Environmental Hygiene will account for expenditure under this Head.

Estimate 2018–19 **\$7,589.9m**

Establishment ceiling 2018–19 (notional annual mid-point salary value) representing an estimated 11 171 non-directorate posts as at 31 March 2018 rising by 106 posts to 11 277 posts as at 31 March 2019..... **\$3,502.7m**

In addition, there will be an estimated 18 directorate posts as at 31 March 2018 rising by one post to 19 posts as at 31 March 2019.

Commitment balance..... **\$21.7m**

Controlling Officer's Report

Programmes

Programme (1) Food Safety and Public Health	This programme contributes to Policy Area 2: Agriculture, Fisheries and Food Safety (Secretary for Food and Health).
Programme (2) Environmental Hygiene and Related Services	These programmes contribute to Policy Area 32: Environmental Hygiene (Secretary for Food and Health).
Programme (3) Market Management and Hawker Control	
Programme (4) Public Education and Community Involvement	This programme contributes to Policy Area 2: Agriculture, Fisheries and Food Safety (Secretary for Food and Health) and Policy Area 32: Environmental Hygiene (Secretary for Food and Health).

Detail

Programme (1): Food Safety and Public Health

	2016–17 (Actual)	2017–18 (Original)	2017–18 (Revised)	2018–19 (Estimate)
Financial provision (\$m)	1,095.3	1,131.4	1,158.5 (+2.4%)	1,305.3 (+12.7%)
				(or +15.4% on 2017–18 Original)

Aim

2 The aim is to ensure that food available for human consumption is wholesome, hygienic and safe; and to safeguard public health through testing and control of live food animals and effective pest control.

Brief Description

3 The work involves:

- conducting risk assessment on food and providing timely information to the public,
- investigating and managing food incidents,
- exercising import control on high-risk food and issuing health certificates for food exports,
- exercising import control on live food animals,
- conducting inspections and tests on live food animals at licensed slaughterhouses,
- providing meat inspection services at licensed slaughterhouses,
- conducting food surveillance at various points of the food chain and taking enforcement actions,
- promoting the Hazard Analysis and Critical Control Point (HACCP) approach to the trade and the adoption of HACCP-based food safety plans,
- ensuring prepackaged food for sale is properly labelled,
- conducting risk assessment on pests affecting public health,

Head 49 — FOOD AND ENVIRONMENTAL HYGIENE DEPARTMENT

- taking control measures to prevent vector-borne diseases, and
- investigating incidents of vector-borne diseases.

4 The key performance measures are:

Targets

	Target	2016 (Actual)	2017 (Actual)	2018 (Plan)
initiating investigation of reports of food unfit for human consumption within 24 hours (%)	100	100	100	100
applications for import of game, meat and poultry to be processed within five working days (%)	98	100	100	98
applications for import of milk and milk products to be processed within 12 working days (%).....	98	100	100	98
applications for import of frozen confections to be processed within 12 working days (%).....	98	100	100	98
applications for export or re-export food health certificates to be processed within 12 working days (%)	98	100	100	98
issuing veterinary health certificates for export food containing animal products within two working days (%)	100	100	100	100
inspecting vehicles carrying poultry at Man Kam To (% of vehicles)	100	100	100	100
testing pigs for beta-agonists (% of lots)	98	100	100	98
conducting inspections of farms exporting food animals to Hong Kong (no. of farms).....	35	53	44	35
food surveillance through testing of food samples (no. of food samples tested per 1 000 population per year).....	8	9	9	9
initiating investigation of complaints about food labelling within three working days (%).....	100	100	100	100
initiating pest control measures within 24 hours upon receiving report of vector-borne diseases (%).....	100	100	100	100
dealing with complaints on wasps/bees infestation within six working days (%).....	100	100	100	100

Indicators

	2016 (Actual)	2017 (Actual)	2018 (Estimate)
food complaints handled	5 541	6 178	6 200
applications for import of game, meat and poultry	2 978	2 725	2 800
applications for import of milk and milk products.....	532	510	520
applications for import of frozen confections	264	414	420
export or re-export food health certificates issued.....	384	497	500
veterinary health certificates for export food containing animal products issued.....	127	132	130
vehicles carrying poultry inspected at Man Kam To	448	55μ	55
samples taken from imported live poultry for testing of avian influenza (including H5 and H7)	11 179	1 369μ	1 400
vehicles carrying vegetables inspected at Man Kam To Food Control Office.....	33 643	28 004	28 000
samples taken from food animals for testing of veterinary drug residues.....	48 351	48 319	48 000
food samples taken for testing.....	65 414^	66 994^	65 000
labels checked	55 078	55 108	55 000
HACCP seminars/workshops.....	33	33	33
poison treatments of rodent infestation in building blocks	57 209	70 121	70 100
no. of rodent trappings¶	53 477	54 438	54 400

Head 49 — FOOD AND ENVIRONMENTAL HYGIENE DEPARTMENT

	2016 (Actual)	2017 (Actual)	2018 (Estimate)
mosquito breeding places eliminated.....	57 103	57 701	57 700
pest control surveys conducted	9 085	9 244	9 980

- μ The decrease in the number of vehicles inspected and samples taken for testing in 2017 is due to a decrease in number of imported live food poultry during the year.
- ∧ This indicator excludes samples taken from imported Japanese food for examination of radiation level in connection with the Japan nuclear power plant incident in March 2011. The number of such samples was 73 699 in 2016 and 84 075 in 2017.
- ¶ Revised description of the previous indicator “no. of trappings” as from 2018.

Matters Requiring Special Attention in 2018–19

5 During 2018–19, the Department will:

- continue to review and update local food safety standards, guidelines and regulatory arrangements, including but not limited to those concerning metallic contaminants and harmful substances;
- supervise the conduct of the second Hong Kong Food Consumption Survey to obtain up-to-date food consumption information among individuals in Hong Kong;
- continue to implement re-engineering of workflow and overhaul of information technology systems for more effective data management in the Centre for Food Safety; and
- continue to take forward initiatives to enhance pest control services to prevent vector-borne diseases.

Programme (2): Environmental Hygiene and Related Services

	2016–17 (Actual)	2017–18 (Original)	2017–18 (Revised)	2018–19 (Estimate)
Financial provision (\$m)	3,428.5	3,673.4	3,719.7 (+1.3%)	4,196.5 (+12.8%)
				(or +14.2% on 2017–18 Original)

Aim

6 The aim is to provide quality environmental hygiene services and facilities, and to safeguard public health through licensing and regulation of licensed food premises.

Brief Description

7 The work involves:

- providing efficient and effective public cleansing services, including street cleansing and household waste collection, and management of public cleansing facilities such as public toilets and refuse collection points;
- licensing and inspecting food premises, and taking enforcement actions against unlicensed and unhygienic food premises;
- processing liquor licence applications and providing administrative support to the Liquor Licensing Board;
- licensing private swimming pools, commercial bathhouses, places of public entertainment, funeral parlours, karaoke establishments in restaurants and offensive trades, and taking enforcement actions in relation to these activities;
- abating environmental nuisances relating to dripping air-conditioners and water seepage and cleaning up environmental hygiene blackspots;
- managing cremation and burial facilities, including public cemeteries, crematoria and columbaria; and
- regulating private columbaria under the Private Columbaria Ordinance (Cap. 630).

Head 49 — FOOD AND ENVIRONMENTAL HYGIENE DEPARTMENT

8 The key performance measures are:

Targets

	Target	2016 (Actual)	2017 (Actual)	2018 (Plan)
<i>Cleansing</i>				
completion of first round street sweeping services on main roads before 9:00 a.m. to ensure removal of over-night street litter (%).....	99	100	100	99
<i>Licensing of food premises</i>				
holding of Application Vetting Panel meeting for restaurant licences within 20 working days from passing of initial screening (%).....	99	100	100	99
issuing of food business licences within seven working days from confirmation of compliance (%).....	99	100	100	99
issuing of provisional licences for restaurants and other food premises within one working day from receipt of acceptable Certificates of Compliance for submissions over the counter (%).....	99	100	100	99
issuing of liquor licences and club liquor licences within five working days from approval by Liquor Licensing Board (%).....	99	100	100	99
<i>Licensing of private swimming pools, commercial bathhouses, places of public entertainment, funeral parlours, offensive trades</i>				
issuing of Letters of Requirements within seven working days from clearance with concerned departments (%).....	99	100	100	99
issuing of licences within seven working days from confirmation of compliance (%).....	99	100	100	99
<i>Cemeteries and crematoria</i>				
booking of cremation sessions within 15 days (%).....	99	100	100	99
allocation of burial spaces on the day of application (%).....	99	100	100	99

Indicators

	2016 (Actual)	2017 (Actual)	2018 (Estimate)
refuse collected (tonnes)	2 071 929	2 097 414	2 097 000
recurrent expenditure per tonne of refuse collected (\$)Δ.....	247	267	277
sludge collected by gully emptiers (tonnes).....	2 420	2 946	3 000
restaurant licences	13 743	14 246	14 200
other food-related licences (e.g. liquor, food factory, bakery).....	18 945	19 703	19 700
restricted food permits (e.g. sushi and milk).....	6 951	7 423	7 400
applications for new food business licences#	4 132	4 348	4 400
applications for new restricted food permitsΨ.....	1 190	1 356	1 400
inspections to food premises	247 422	248 452	248 000
raids against illegal slaughtering.....	37	24@	12@
prosecutions against food premises			
licensed.....	2 024	2 433	2 400
unlicensed.....	2 959	2 902	2 900

Head 49 — FOOD AND ENVIRONMENTAL HYGIENE DEPARTMENT

	2016 (Actual)	2017 (Actual)	2018 (Estimate)
food business licences suspended/cancelled	120	104	100
courses/seminars for Hygiene Supervisors	113	113	113
applications for private swimming pools, places of public entertainment and other licences (excluding applications for temporary licences).....	101	128	130Ω
inspections conducted to private swimming pools, places of public entertainment, etc.....	13 015	12 949	13 115
no. of cremations provided			
body.....	43 556	42 809	42 800
skeletal	2 503	1 961	2 000
no. of burials conducted			
coffin	916	919	920
urn	809	918	920
exhumation permits issued.....	4 641	4 671	4 700

Δ The figures represent unit expenditure for the respective financial years ending 31 March.

Revised description of the previous indicator “applications for food business licences” as from 2018.

Ψ Revised description of the previous indicator “applications for restricted food permits” as from 2018.

@ The decrease in the number of raids (i.e. surveillance checks) is due to a reduction in the number of suspected illegal slaughterhouses in 2017 and an expected further reduction of suspected illegal slaughterhouses in 2018.

Ω With enactment of the Private Columbaria Ordinance on 30 June 2017, applications for a licence, an exemption or a temporary suspension of liability for operating a columbarium were received starting from 30 December 2017, but the exact number cannot be ascertained at this point in time.

Matters Requiring Special Attention in 2018–19

9 During 2018–19, the Department will:

- continue to take stringent enforcement actions against unlicensed food premises and food premises which pose immediate health hazards or with illegal extension of food business area;
- follow up the implementation of measures to enhance the liquor licensing regime;
- continue to take forward plans and projects to provide more crematorium and columbarium facilities;
- assist the Environmental Protection Department in launching a pilot scheme to deliver food waste collected mainly from selected public markets and cooked food centres to the new Organic Waste Treatment Facility for treatment;
- continue to step up the marine refuse removal services at coastal areas under the Department’s purview;
- continue to take forward initiatives to enhance environmental hygiene and strengthen the related enforcement and prosecution work; and
- implement the newly-enacted Private Columbaria Ordinance by supporting the Private Columbaria Licensing Board in processing applications for a licence or other specified instruments for operating a private columbarium, and taking enforcement actions under the Ordinance.

Programme (3): Market Management and Hawker Control

	2016–17 (Actual)	2017–18 (Original)	2017–18 (Revised)	2018–19 (Estimate)
Financial provision (\$m)	1,948.8	1,921.1	1,884.2 (–1.9%)	2,034.9 (+8.0%)
				(or +5.9% on 2017–18 Original)

Aim

10 The aim is to provide new public market facilities at suitable locations, enhance viability of and maintain a clean and hygienic environment in existing public markets, and control on-street hawking activities.

Brief Description

11 The work involves:

- providing new public market facilities at suitable locations;
- managing and maintaining existing public markets, including revitalisation as appropriate;

Head 49 — FOOD AND ENVIRONMENTAL HYGIENE DEPARTMENT

- inspecting markets to ensure cleanliness and compliance with tenancy requirements and conditions;
- controlling and containing on-street hawking activities and obstruction;
- managing licensed hawker pitches, hawker permitted places and hawker bazaars; and
- taking enforcement actions.

12 The key performance measures are:

Targets

	Target	2016 (Actual)	2017 (Actual)	2018 (Plan)
markets with common parts cleansed at least three times a day (%).....	100	100	100	100
stalls let (%) ^θ	85	91	89	87
responding to complaints against illegal hawking in built-up areas within 30 minutes (%).....	98	99	98	98

θ In calculating the letting percentage, the number of stalls set aside for designated purposes has been included in the total number of stalls for letting.

Indicators

	2016 (Actual)	2017 (Actual)	2018 (Estimate)
licensed hawkers			
fixed pitch hawkers	5 496	5 341	5 300
itinerant hawkers	415	399	390
estimated no. of unlicensed hawkers.....	1 453	1 445	1 400
raids by Hawker Control Teams	117 045	120 059	120 000
joint operations against illegal hawking with other departments.....	2 009	1 951	2 000
hawker blackspots	45	45	45

Matters Requiring Special Attention in 2018–19

13 During 2018–19, the Department will:

- start planning new public market facilities at suitable locations;
- conduct a comprehensive review on public markets, with a view to formulating concrete improvement proposals for the management and facilities of public markets;
- launch a Market Modernisation Programme to improve facilities of existing public markets;
- take action to close public markets which are under-utilised;
- conclude the five-year assistance scheme launched in 2013 to improve the fire safety and design of hawker stalls in 43 fixed-pitch hawker areas; and
- continue to enforce against shop front extensions.

Programme (4): Public Education and Community Involvement

	2016–17 (Actual)	2017–18 (Original)	2017–18 (Revised)	2018–19 (Estimate)
Financial provision (\$m)	39.3	50.3	45.7 (–9.1%)	53.2 (+16.4%)
				(or +5.8% on 2017–18 Original)

Aim

14 The aim is to promote food safety, maintenance of a hygienic environment and green burial through partnership with the community and a multimedia publicity campaign.

Head 49 — FOOD AND ENVIRONMENTAL HYGIENE DEPARTMENT

Brief Description

15 The work involves:

- enhancing public awareness of the importance of food safety and empowering consumers to make informed choices,
- educating the public on their responsibility in maintaining a clean and hygienic living environment,
- organising targeted public education and publicity programmes to mobilise community involvement and support for activities in keeping the environment clean, and
- promoting green burial as a more sustainable form of disposal of cremated human ashes.

16 The Department disseminates food safety, keep clean and green burial messages through television and radio Announcements in the Public Interest (APIs), social media such as Facebook and YouTube, mobile applications, banners, posters, publicity stickers, pamphlets, leaflets and a publicity vehicle, as appropriate. In addition, talks and support are given to cleansing campaign and work carried out by District Councils, non-governmental organisations, community groups and schools.

17 The key performance measures are:

Targets

	Target	2016 (Actual)	2017 (Actual)	2018 (Plan)
primary and secondary schools approached for talks on food safety and environmental hygiene (%)	100	100	100	100
responding to requests for information/ talks on food safety and environmental hygiene within one week (%)	100	100	100	100
day care centres and residential care homes for the elderly approached for talks on green burial (%) ^α	100	N.A.	N.A.	100
publicity campaigns	3	3	3	4

α New target for green burial promotion as from 2018.

Indicators

	2016 (Actual)	2017 (Actual)	2018 (Estimate)
seminars and activities for general public	1 410	1 408	1 530#
television APIs	6	5	3
radio APIs	6	3	3
outreaching programmes targeted at schools	20	20	20
school talks on food safety and environmental hygiene	1 204	1 205	1 200

Green burial promotion is included in this indicator starting from 2018.

Matters Requiring Special Attention in 2018–19

18 During 2018–19, the Department will:

- continue to devise and implement a strategic plan for encouraging reduced intake of salt and sugars in food to promote a healthy diet;
- continue the efforts in promoting public health and environmental hygiene education and food safety to the public, with special emphasis on domestic hygiene, through seminars and activities; and
- step up promotion of green burial.

Head 49 — FOOD AND ENVIRONMENTAL HYGIENE DEPARTMENT

ANALYSIS OF FINANCIAL PROVISION

Programme	2016-17 (Actual) (\$m)	2017-18 (Original) (\$m)	2017-18 (Revised) (\$m)	2018-19 (Estimate) (\$m)
(1) Food Safety and Public Health.....	1,095.3	1,131.4	1,158.5	1,305.3
(2) Environmental Hygiene and Related Services	3,428.5	3,673.4	3,719.7	4,196.5
(3) Market Management and Hawker Control.....	1,948.8	1,921.1	1,884.2	2,034.9
(4) Public Education and Community Involvement.....	39.3	50.3	45.7	53.2
	6,511.9	6,776.2	6,808.1 (+0.5%)	7,589.9 (+11.5%)
				(or +12.0% on 2017-18 Original)

Analysis of Financial and Staffing Provision

Programme (1)

Provision for 2018-19 is \$146.8 million (12.7%) higher than the revised estimate for 2017-18. This is mainly due to creation of new posts and increased operating expenses for enhancing the food safety standards and risk communication capacity, strengthening post-mortem services for live food animals, establishing a food classification and coding system to facilitate better surveillance and risk profiling, enhancing the food control services at import level at new border control points, and enhancing pest control and prevention services. There will be a net increase of 40 posts.

Programme (2)

Provision for 2018-19 is \$476.8 million (12.8%) higher than the revised estimate for 2017-18. This is mainly due to increased operating expenses for keeping Hong Kong clean, enhancing other environmental hygiene services, as well as increased capital expenditure for the replacement of refuse collection vehicles and street washing vehicles. There will be a net increase of 52 posts.

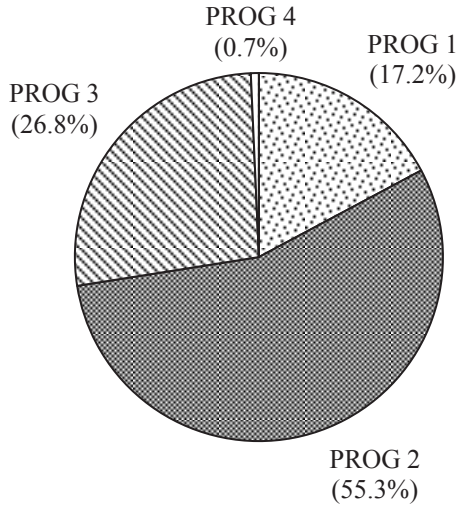
Programme (3)

Provision for 2018-19 is \$150.7 million (8.0%) higher than the revised estimate for 2017-18. This is mainly due to increased operating expenses for planning new public markets; implementation of modernisation, revitalisation and consolidation programme for existing public markets; and increased capital expenditure for the replacement of escalators and lifts in public markets. There will be a net increase of 13 posts.

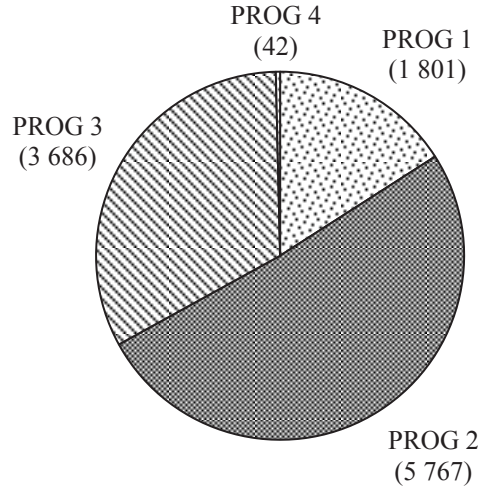
Programme (4)

Provision for 2018-19 is \$7.5 million (16.4%) higher than the revised estimate for 2017-18. This is mainly due to increased operating expenses for enhancing publicity and promotion of green burials and keeping the environment clean. There will be an increase of two posts.

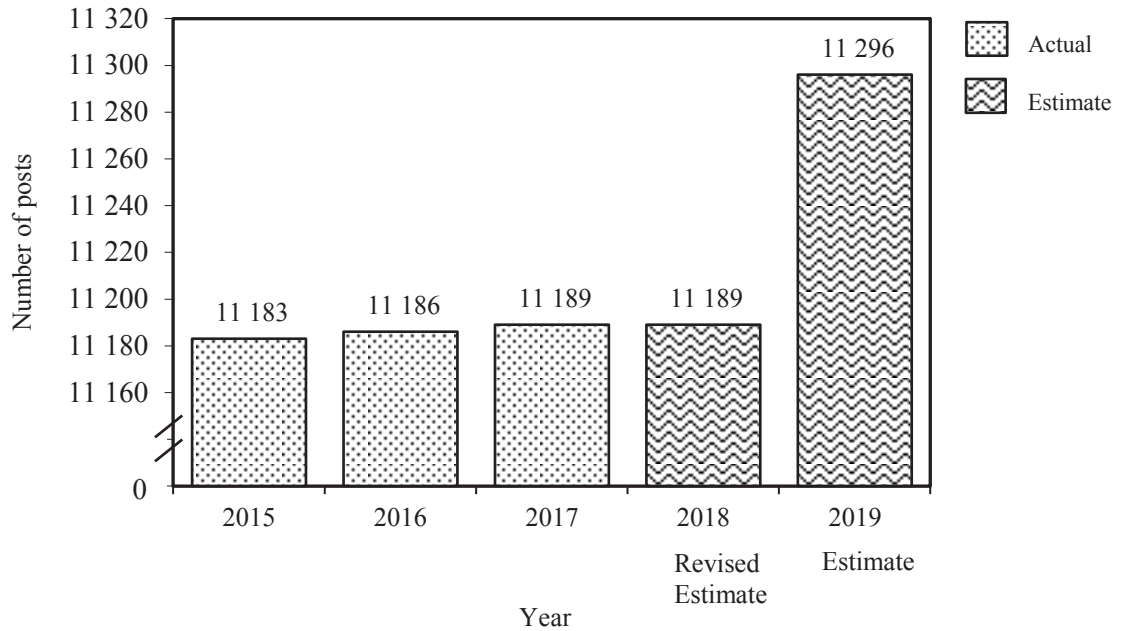
Allocation of provision to programmes (2018-19)



Staff by programme (as at 31 March 2019)



Changes in the size of the establishment (as at 31 March)



Head 49 — FOOD AND ENVIRONMENTAL HYGIENE DEPARTMENT

Sub-head (Code)	Actual expenditure 2016-17	Approved estimate 2017-18	Revised estimate 2017-18	Estimate 2018-19	
	\$'000	\$'000	\$'000	\$'000	
Operating Account					
Recurrent					
000	Operational expenses	6,208,656	6,602,212	6,625,284	7,321,578
	Total, Recurrent.....	6,208,656	6,602,212	6,625,284	7,321,578
Non-Recurrent					
700	General non-recurrent	63,830	52,078	50,933	21,731
	Total, Non-Recurrent.....	63,830	52,078	50,933	21,731
	Total, Operating Account	6,272,486	6,654,290	6,676,217	7,343,309
Capital Account					
Plant, Equipment and Works					
661	Minor plant, vehicles and equipment (block vote).....	144,177	121,908	131,908	246,569
	Plant, vehicles and equipment.....	95,260	—	—	—
	Total, Plant, Equipment and Works.....	239,437	121,908	131,908	246,569
	Total, Capital Account.....	239,437	121,908	131,908	246,569
	Total Expenditure	6,511,923	6,776,198	6,808,125	7,589,878

Head 49 — FOOD AND ENVIRONMENTAL HYGIENE DEPARTMENT

Details of Expenditure by Subhead

The estimate of the amount required in 2018–19 for the salaries and expenses of the Food and Environmental Hygiene Department is \$7,589,878,000. This represents an increase of \$781,753,000 over the revised estimate for 2017–18 and \$1,077,955,000 over the actual expenditure in 2016–17.

Operating Account

Recurrent

2 Provision of \$7,321,578,000 under *Subhead 000 Operational expenses* is for the salaries, allowances and other operating expenses of the Food and Environmental Hygiene Department. The increase of \$696,294,000 (10.5%) over the revised estimate for 2017–18 is mainly due to the increased operating expenses for improving environmental cleanliness and public market facilities, implementation of the Private Columbaria Ordinance (Cap. 630), and further enhancing the food safety regime.

3 The establishment as at 31 March 2018 will be 11 189 posts including three supernumerary posts. It is expected that there will be a net increase of 107 posts including one supernumerary post in 2018–19. Subject to certain conditions, the controlling officer may under delegated power create or delete non-directorate posts during 2018–19, but the notional annual mid-point salary value of all such posts must not exceed \$3,502,724,000.

4 An analysis of the financial provision under *Subhead 000 Operational expenses* is as follows:

	2016–17 (Actual) (\$'000)	2017–18 (Original) (\$'000)	2017–18 (Revised) (\$'000)	2018–19 (Estimate) (\$'000)
Personal Emoluments				
- Salaries.....	3,128,943	3,176,141	3,234,315	3,437,099
- Allowances.....	39,732	35,877	42,811	42,811
- Job-related allowances.....	70,856	66,662	71,998	71,998
Personnel Related Expenses				
- Mandatory Provident Fund contribution.....	26,979	25,962	28,025	30,653
- Civil Service Provident Fund contribution.....	138,931	181,323	177,493	223,616
Departmental Expenses				
- General departmental expenses	2,802,898	3,115,921	3,070,192	3,514,962
Other Charges				
- Commonwealth War Graves Commission.....	317	326	450	439
	6,208,656	6,602,212	6,625,284	7,321,578

Capital Account

Plant, Equipment and Works

5 Provision of \$246,569,000 under *Subhead 661 Minor plant, vehicles and equipment (block vote)* represents an increase of \$114,661,000 (86.9%) over the revised estimate for 2017–18. This is mainly due to increased funding requirement for replacement of specialised vehicles, lifts and escalators in public markets, and other minor plant and equipment.

Head 49 — FOOD AND ENVIRONMENTAL HYGIENE DEPARTMENT

Commitments

Sub-head (Code)	Item (Code)	Ambit	Approved commitment	Accumulated expenditure to 31.3.2017	Revised estimated expenditure for 2017–18	Balance
			\$'000	\$'000	\$'000	\$'000
<i>Operating Account</i>						
700		<i>General non-recurrent</i>				
	818	Assistance Scheme for Hawkers in Fixed-pitch Hawker Areas	230,000	164,969	43,300	21,731
		Total	<u>230,000</u>	<u>164,969</u>	<u>43,300</u>	<u>21,731</u>