

Head 26 — CENSUS AND STATISTICS DEPARTMENT

Controlling officer: the Commissioner for Census and Statistics will account for expenditure under this Head.

Estimate 2019–20 **\$817.8m**

Establishment ceiling 2019–20 (notional annual mid-point salary value) representing an estimated 1 240 non-directorate posts as at 31 March 2019 rising by 74 posts to 1 314 posts as at 31 March 2020..... **\$571.9m**

In addition, there will be an estimated seven directorate posts as at 31 March 2019 and as at 31 March 2020.

Controlling Officer's Report

Programmes

- | | |
|---|--|
| Programme (1) Trade Statistics | This programme contributes to Policy Area 6: Commerce and Industry (Secretary for Commerce and Economic Development) and Policy Area 27: Intra-Governmental Services (Secretary for Financial Services and the Treasury). |
| Programme (2) Social Statistics | These programmes contribute to Policy Area 27: Intra-Governmental Services (Secretary for Financial Services and the Treasury). |
| Programme (3) National Accounts and Balance of Payments Statistics | |
| Programme (4) General Statistical Services | |
| Programme (5) Price/Industry/Service Statistics | This programme contributes to Policy Area 17: Information Technology and Broadcasting (Secretary for Innovation and Technology) and Policy Area 27: Intra-Governmental Services (Secretary for Financial Services and the Treasury). |
| Programme (6) Labour Statistics | This programme contributes to Policy Area 27: Intra-Governmental Services (Secretary for Financial Services and the Treasury). |

Detail

Programme (1): Trade Statistics

	2017–18 (Actual)	2018–19 (Original)	2018–19 (Revised)	2019–20 (Estimate)
Financial provision (\$m)	172.9	181.9	177.3 (–2.5%)	188.6 (+6.4%)
				(or +3.7% on 2018–19 Original)

Aim

2 The aim is to process import/export declarations and cargo manifests, to safeguard the Government's revenue from import/export declaration charges, and to produce and analyse trade statistics.

Brief Description

- 3** The work involves:
- processing import/export declarations submitted by importers/exporters and cargo manifests submitted by carriers;
 - matching import/export declarations and cargo manifests to ensure full collection of import/export declaration charges;
 - designing commodity classification systems and compiling trade statistics;
 - conducting monthly surveys on trade related to outward processing in the Mainland;
 - conducting surveys on re-export trade for estimating the rates of re-export margin;
 - conducting supplementary surveys to track the latest developments in the trade structure of Hong Kong;

Head 26 — CENSUS AND STATISTICS DEPARTMENT

- collecting data for adjusting import statistics to a free-on-board basis to facilitate compilation of national income and balance of payments (BoP) statistics and international comparison of trade data;
- compiling import/export specification price indices;
- compiling port cargo statistics and container statistics;
- conducting an annual survey to collect data on trade in services and offshore trade in goods; and
- compiling inward foreign affiliates statistics of Hong Kong.

4 The key performance measures are:

Targets

	Target	2017 (Actual)	2018 (Actual)	2019 (Plan)
provision of statistics requiring simple action (working days)	0.5	0.2	0.2	0.2
provision of photocopies or softcopies containing detailed information upon receipt of a firm order (working days)....	2	2	2	2
assistance in completion of import/export declarations or cargo manifests				
simple enquiries by telephone or personal visit (minutes)	4	4	4	4
complex enquiries by telephone or personal visit (working days)	1	1	1	1
written enquiries (working days)	1	1	1	1
time after reference period for release of monthly trade statistics (weeks)	4	4	4	4
time required for issuing notices for outstanding import/export declarations (months)	1.5	1.2	1.2	1.2

Indicators

	2017 (Actual)	2018 (Actual)	2019 (Estimate)
import/export declarations checked (million)	20.2	20.6	20.6
cargo manifests processed (million).....	8.1	8.0	8.0
statistical reports/publications produced	9	8	8
surveys conducted	6	6	6

Matters Requiring Special Attention in 2019–20

5 During 2019–20, the Department will continue to support the use of electronic submission services for import/export declarations and cargo manifests.

Programme (2): Social Statistics

	2017–18 (Actual)	2018–19 (Original)	2018–19 (Revised)	2019–20 (Estimate)
Financial provision (\$m)	114.9	110.5	107.9 (–2.4%)	209.8 (+94.4%)
				(or +89.9% on 2018–19 Original)

Aim

6 The aim is to produce and analyse demographic, labour force and social statistics, and to maintain a register of quarters as a sampling frame for conducting household surveys.

Brief Description

7 The work involves:

- conducting population censuses/by-censuses at five-yearly intervals;
- compiling vital statistics and population statistics and making population projections;

Head 26 — CENSUS AND STATISTICS DEPARTMENT

- conducting a continuous General Household Survey with a core part to collect data on the labour force, employment, unemployment and underemployment and a supplementary part to collect data on a variety of social topics;
 - organising the Thematic Household Survey (THS) series to meet the statistical data requirements of bureaux and departments under a contracting-out mode; and
 - maintaining an up-to-date register of quarters.
- 8 The key performance measures are:

Targets

	Target	2017 (Actual)	2018 (Actual)	2019 (Plan)
provision of statistics requiring simple action (working days)	1	1	1	1
provision of photocopies or softcopies containing detailed information upon receipt of a firm order (working days).....	4	4	4	4
time after reference period or time-point for release of				
half-yearly population statistics (months)	1.7	1.6	1.5	1.6
annual vital statistics (months).....	7.5	7.5	7.5	7.5
unemployment and underemployment statistics for three-month periods (days).....	18	18	18	18

Indicators

	2017 (Actual)	2018 (Actual)	2019 (Estimate)
quarters records updated	108 000	113 000	146 000#
households enumerated¶	78 000	82 000	83 100δ
statistical systems maintained/enhanced/developed	10	10	10
statistical reports/publications producedφ	17@	11@	9
surveys conductedΨ	3	3	4Λ

More quarters records will be updated arising from the special updating exercise for the 2021 Population Census (21C).

¶ Excluding households enumerated in surveys contracted out to private survey research firms.

δ Including households enumerated in the Survey on Persons with Disabilities and Chronic Diseases.

φ The figures vary according to the requirements of bureaux and departments for conducting THS series as well as the scale and complexity of the surveys concerned.

@ Including statistical reports/publications on the 2016 Population By-census results.

Ψ Including household surveys contracted out to private survey research firms.

Λ Including the Survey on Persons with Disabilities and Chronic Diseases.

Matters Requiring Special Attention in 2019–20

- 9 The Department will:
- continue with the planning for the 21C and set up the 21C Office; and
 - launch a new round of the Survey on Persons with Disabilities and Chronic Diseases in 2019–20.

Programme (3): National Accounts and Balance of Payments Statistics

	2017–18 (Actual)	2018–19 (Original)	2018–19 (Revised)	2019–20 (Estimate)
Financial provision (\$m)	87.6	90.9	91.2 (+0.3%)	96.6 (+5.9%)
				(or +6.3% on 2018–19 Original)

Head 26 — CENSUS AND STATISTICS DEPARTMENT

Aim

10 The aim is to produce and analyse Gross Domestic Product (GDP), Gross National Income (GNI), BoP and related statistics in a timely and accurate manner, and to assist in the preparation of Government's forecasts of various economic aggregates.

Brief Description

11 The work involves:

- compiling quarterly and annual GDP and GNI statistics based on international statistical standards recommended in the "System of National Accounts" of the United Nations;
- compiling quarterly and annual BoP, international investment position and external debt statistics in accordance with the standards stipulated in the "Balance of Payments and International Investment Position Manual" of the International Monetary Fund;
- conducting survey work for collecting data required for the compilation of annual external direct investment statistics as well as quarterly and annual GNI, BoP and related statistics; and
- providing data and professional support for performing econometric modelling related to the production of short-term and medium-term forecasts of economic aggregates.

12 The key performance measures are:

Targets

	Target	2017 (Actual)	2018 (Actual)	2019 (Plan)
provision of statistics requiring simple action (working days)	1.0	0.4	0.4	0.4
time after reference period for release of various statistics (months)				
quarterly GDP by expenditure component	2.0	1.5	1.6	1.3
annual GDP by expenditure component	2.5	1.8	2.0	2.0
quarterly GDP by economic activity	3.0	2.7	2.7	2.6
annual GDP by economic activity	11	11	11	11
quarterly GNI	3.0	2.5	2.5	2.5
annual GNI	3.0	2.5	2.5	2.5
quarterly BoP statistics	3.0	2.7	2.7	2.7
annual BoP statistics	3.0	2.7	2.7	2.7
annual external direct investment statistics	12	12	12	12
quarterly statistics on international investment position	3.0	2.7	2.7	2.7
annual statistics on international investment position	3.0	2.7	2.7	2.7
quarterly external debt statistics	3.0	2.7	2.7	2.7
annual external debt statistics	3.0	2.7	2.7	2.7

Indicators

	2017 (Actual)	2018 (Actual)	2019 (Estimate)
statistical reports/publications produced	4	4	4
surveys conducted	1	1	1

Matters Requiring Special Attention in 2019–20

13 The Department will continue to enhance the methodology and compilation framework in respect of national accounts, BoP and related statistics to take account of the latest international standards and local economic developments.

Head 26 — CENSUS AND STATISTICS DEPARTMENT

Programme (4): General Statistical Services

	2017–18 (Actual)	2018–19 (Original)	2018–19 (Revised)	2019–20 (Estimate)
Financial provision (\$m)	32.8	34.0	35.1 (+3.2%)	37.7 (+7.4%)
				(or +10.9% on 2018–19 Original)

Aim

14 The aim is to provide statistical consultancy services and to maintain quality standards in statistical work.

Brief Description

15 The work involves:

- providing professional assistance to bureaux and departments in statistical work;
- promoting statistical literacy and application of statistics in the community;
- co-ordinating statistical work to ensure data compatibility and maintain quality standards;
- publishing general digests of statistics;
- promoting and facilitating further improvement of statistical services under the Department's e-government strategy, including continuous enhancement of the Department's website;
- promoting the re-dissemination of official statistics through data agencies and information providers in the private sector; and
- developing the overall information technology (IT) strategy of the Department, co-ordinating IT applications in statistical work and providing related business analysis and technical support.

16 The key performance measures are:

Target

	Target	2017 (Actual)	2018 (Actual)	2019 (Plan)
provision of statistics requiring simple action (working days)	1	1	1	1

Indicators

	2017 (Actual)	2018 (Actual)	2019 (Estimate)
projects of bureaux and departments for which the Department has provided assistance	9	10	10
statistical reports/publications produced	5	5	5

Matters Requiring Special Attention in 2019–20

17 The need for objective, up-to-date and quality statistical information to facilitate policy planning in the Government as well as community understanding and discussion of public issues continues to increase. To meet this need, the Department will continue to upgrade the quality of statistical services in respect of timeliness, relevance and user serviceability. It will continue to co-ordinate statistical activities across government departments to ensure data compatibility and maintain quality standards.

18 The Department will continue to promote statistical literacy and applications of statistics in the community through organising seminars to facilitate correct interpretation and proper use of statistics.

19 The Department will continue to use modern technologies in the dissemination of statistical information and enhance its website to make it more convenient for users to obtain statistical information.

Head 26 — CENSUS AND STATISTICS DEPARTMENT

Programme (5): Price/Industry/Service Statistics

	2017–18 (Actual)	2018–19 (Original)	2018–19 (Revised)	2019–20 (Estimate)
Financial provision (\$m)	147.8	158.5	159.2 (+0.4%)	186.8 (+17.3%)
				(or +17.9% on 2018–19 Original)

Aim

20 The aim is to produce and analyse price, industry and service statistics.

Brief Description

21 The work involves:

- compiling on a monthly basis Consumer Price Indices (CPIs) and index numbers relating to costs of labour and materials used in building and construction projects;
- conducting a Household Expenditure Survey (HES) on a quinquennial basis to collect up-to-date information on household expenditure pattern for rebasing the CPIs;
- conducting an annual economic survey covering all major industry sectors to collect detailed data in respect of the business performance and operating characteristics of these sectors;
- conducting monthly and quarterly economic surveys to collect data for compiling short-term indicators of the business performance of selected industry sectors;
- conducting an annual survey to collect both data and views of companies in Hong Kong with parent companies located outside Hong Kong;
- conducting an annual survey to collect data on innovation activities, including research and development, in the business sector; and
- conducting an ad hoc survey to collect data on IT usage and penetration in the business sector.

22 The key performance measures are:

Targets

	Target	2017 (Actual)	2018 (Actual)	2019 (Plan)
provision of statistics requiring simple action (working days)	1	1	1	1
provision of photocopies or softcopies containing detailed information upon receipt of a firm order (working days).....	4	4	4	4
time after reference period for release of results of various surveys (months)				
Monthly Survey of Retail Sales	1.1	1.0	1.0	1.0
Quarterly Survey of Service Industries	2.4	2.3	2.3	2.3
Quarterly Survey of Restaurant Receipts and Purchases.....	1.2	1.1	1.1	1.1
Annual Survey of Economic Activities.....	11	11	11	11
time after reference period for release of CPIs (days)	22	21	21	21

Indicators

	2017 (Actual)	2018 (Actual)	2019 (Estimate)
establishments enumerated.....	272 500τ	260 000	255 900
households enumerated	—	—	1 870ψ
price quotations collected.....	599 300#	604 700#	598 800
statistical reports/publications produced	23	23	23
surveys conducted	17α	15	17β

Head 26 — CENSUS AND STATISTICS DEPARTMENT

- τ Including establishments enumerated in two ad hoc surveys, namely Survey on Information Technology Usage and Penetration in the Business Sector for 2017 and Establishment Survey on Manpower and Job Skills Requirements for 2017.
- ψ Including the estimated number of households to be enumerated in the 2019–20 HES.
- # Including price quotations collected for an ad hoc programme of price study.
- α Including two ad hoc surveys, namely Survey on Information Technology Usage and Penetration in the Business Sector for 2017 and Establishment Survey on Manpower and Job Skills Requirements for 2017.
- β Including the 2019–20 HES conducted once every five years and an ad hoc survey, namely Survey on Information Technology Usage and Penetration in the Business Sector for 2019.

Matters Requiring Special Attention in 2019–20

23 The Department will:

- continue to enhance the compilation framework in respect of the innovation and technology statistics to meet the increasing data demands; and
- conduct the 2019–20 HES for updating the weights of the CPIs.

Programme (6): Labour Statistics

	2017–18 (Actual)	2018–19 (Original)	2018–19 (Revised)	2019–20 (Estimate)
Financial provision (\$m)	88.4	96.8	95.3 (–1.5%)	98.3 (+3.1%)
				(or +1.5% on 2018–19 Original)

Aim

24 The aim is to produce and analyse statistics on employment, vacancies, wage, labour earnings and manpower requirements and to maintain a Central Register of Establishments (CRE) as a sampling frame for conducting establishment surveys.

Brief Description

25 The work involves:

- compiling employment, vacancies, wage and labour earnings statistics;
- compiling statistics on manpower requirements and training needs; and
- maintaining the CRE.

26 The key performance measures are:

Targets

	Target	2017 (Actual)	2018 (Actual)	2019 (Plan)
provision of statistics requiring simple action (working days)	1	1	1	1
provision of photocopies or softcopies containing detailed information upon receipt of a firm order (working days).....	4	4	4	4
time after reference period for release of results of quarterly surveys (weeks)	13	13	13	13

Indicators

	2017 (Actual)	2018 (Actual)	2019 (Estimate)
records of establishments updated	773 000	851 000 [^]	851 000
establishments enumerated.....	747 000	760 000	760 000
statistical reports/publications produced	5	5	5
surveys conducted	5	5	5

- [^] The increase in 2018 was mainly due to more new business registrations and applications for change in business registration particulars received from the Business Registration Office.

Matters Requiring Special Attention in 2019–20

27 The Department will continue to:

- enhance the labour statistics compilation framework so that comprehensive, timely and reliable statistics can be made available to facilitate related policy reviews and formulation; and
- maintain and update the CRE, and to upkeep the Hong Kong Standard Industrial Classification so as to foster international comparability and to reflect the economic activities of Hong Kong.

Head 26 — CENSUS AND STATISTICS DEPARTMENT

ANALYSIS OF FINANCIAL PROVISION

Programme	2017–18 (Actual) (\$m)	2018–19 (Original) (\$m)	2018–19 (Revised) (\$m)	2019–20 (Estimate) (\$m)
(1) Trade Statistics.....	172.9	181.9	177.3	188.6
(2) Social Statistics.....	114.9	110.5	107.9	209.8
(3) National Accounts and Balance of Payments Statistics.....	87.6	90.9	91.2	96.6
(4) General Statistical Services.....	32.8	34.0	35.1	37.7
(5) Price/Industry/Service Statistics.....	147.8	158.5	159.2	186.8
(6) Labour Statistics.....	88.4	96.8	95.3	98.3
	644.4	672.6	666.0 (–1.0%)	817.8 (+22.8%)
				(or +21.6% on 2018–19 Original)

Analysis of Financial and Staffing Provision

Programme (1)

Provision for 2019–20 is \$11.3 million (6.4%) higher than the revised estimate for 2018–19. This is mainly due to the increased salary provision for filling of vacancies and staff changes.

Programme (2)

Provision for 2019–20 is \$101.9 million (94.4%) higher than the revised estimate for 2018–19. This is mainly due to the additional provision for the operating expenses for preparing the 21C and conducting the Survey on Persons with Disabilities and Chronic Diseases, as well as the increased salary provision for the creation of posts, filling of vacancies and staff changes. There will be a net increase of 64 posts in 2019–20.

Programme (3)

Provision for 2019–20 is \$5.4 million (5.9%) higher than the revised estimate for 2018–19. This is mainly due to the increased salary provision for filling of vacancies and staff changes.

Programme (4)

Provision for 2019–20 is \$2.6 million (7.4%) higher than the revised estimate for 2018–19. This is mainly due to the increased salary provision for filling of vacancies and staff changes.

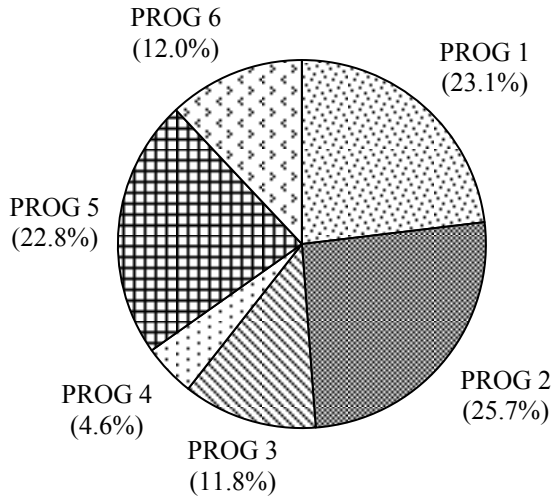
Programme (5)

Provision for 2019–20 is \$27.6 million (17.3%) higher than the revised estimate for 2018–19. This is mainly due to the additional provision for the operating expenses for conducting the 2019–20 HES, as well as the increased salary provision for the creation of 12 posts in 2019–20, filling of vacancies and staff changes.

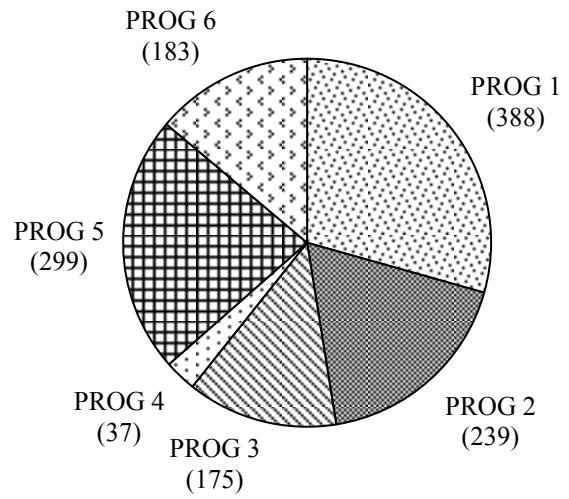
Programme (6)

Provision for 2019–20 is \$3.0 million (3.1%) higher than the revised estimate for 2018–19. This is mainly due to the increased salary provision for filling of vacancies and staff changes, partly offset by the net decrease of two posts in 2019–20.

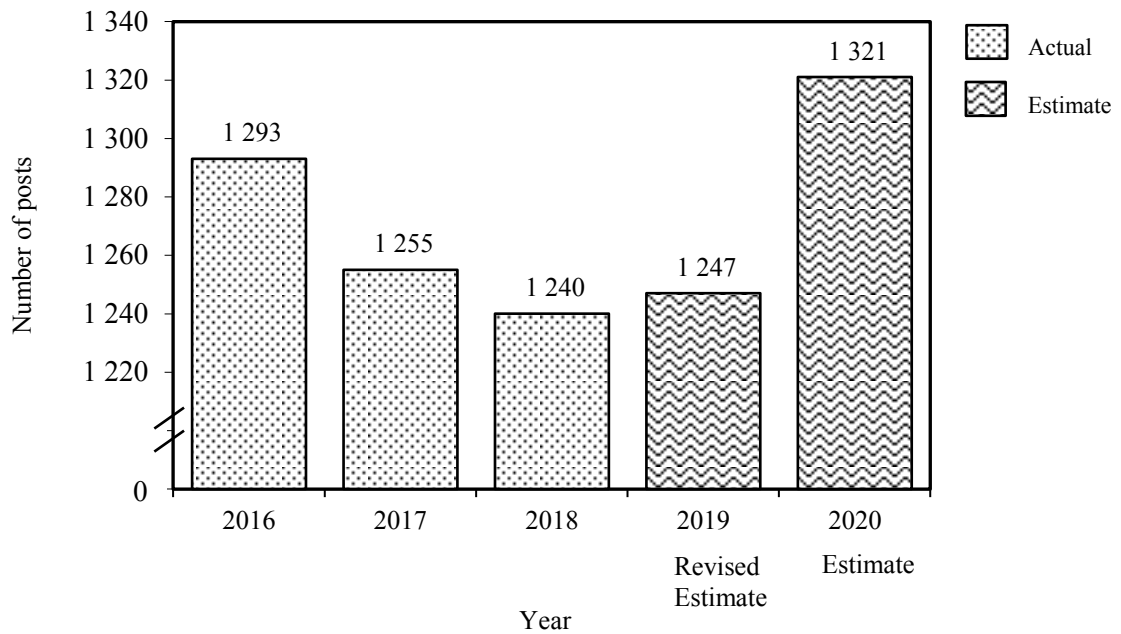
Allocation of provision to programmes (2019-20)



Staff by programme (as at 31 March 2020)



Changes in the size of the establishment (as at 31 March)



Head 26 — CENSUS AND STATISTICS DEPARTMENT

Sub-head (Code)	Actual expenditure 2017-18	Approved estimate 2018-19	Revised estimate 2018-19	Estimate 2019-20	
	\$'000	\$'000	\$'000	\$'000	
Operating Account					
Recurrent					
000	Operational expenses	644,351	672,580	665,502	817,289
	Total, Recurrent.....	644,351	672,580	665,502	817,289
	Total, Operating Account	644,351	672,580	665,502	817,289
<hr/>					
Capital Account					
Plant, Equipment and Works					
661	Minor plant, vehicles and equipment (block vote).....	—	—	500	500
	Total, Plant, Equipment and Works.....	—	—	500	500
	Total, Capital Account.....	—	—	500	500
<hr/>					
	Total Expenditure	644,351	672,580	666,002	817,789
		<u>644,351</u>	<u>672,580</u>	<u>666,002</u>	<u>817,789</u>

Head 26 — CENSUS AND STATISTICS DEPARTMENT

Details of Expenditure by Subhead

The estimate of the amount required in 2019–20 for the salaries and expenses of the Census and Statistics Department is \$817,789,000. This represents an increase of \$151,787,000 over the revised estimate for 2018–19 and \$173,438,000 over the actual expenditure in 2017–18.

Operating Account

Recurrent

2 Provision of \$817,289,000 under *Subhead 000 Operational expenses* is for the salaries, allowances and other operating expenses of the Census and Statistics Department. The increase of \$151,787,000 (22.8%) over the revised estimate for 2018–19 is mainly due to the provision for preparing the 2021 Population Census and conducting the 2019–20 Household Expenditure Survey and Survey on Persons with Disabilities and Chronic Diseases, as well as increased salary provision for filling of vacancies and staff changes.

3 The establishment as at 31 March 2019 will be 1 247 permanent posts. It is expected that there will be a net increase of 74 permanent posts in 2019–20. Subject to certain conditions, the controlling officer may under delegated power create or delete non-directorate posts during 2019–20, but the notional annual mid-point salary value of all such posts must not exceed \$571,902,000.

4 An analysis of the financial provision under *Subhead 000 Operational expenses* is as follows:

	2017–18 (Actual) (\$'000)	2018–19 (Original) (\$'000)	2018–19 (Revised) (\$'000)	2019–20 (Estimate) (\$'000)
Personal Emoluments				
- Salaries.....	541,035	557,820	559,400	627,673
- Allowances.....	4,559	4,560	4,641	5,110
- Job-related allowances.....	—	1	1	1
Personnel Related Expenses				
- Mandatory Provident Fund contribution.....	1,694	2,195	1,723	2,817
- Civil Service Provident Fund contribution.....	16,499	19,814	20,217	23,869
Departmental Expenses				
- General departmental expenses	80,329	87,955	79,283	157,579
Other Charges				
- Statistical Institute for Asia and the Pacific	235	235	237	240
	644,351	672,580	665,502	817,289

Capital Account

Plant, Equipment and Works

5 Provision of \$500,000 under *Subhead 661 Minor plant, vehicles and equipment (block vote)* is for purchase of equipment.