

## Head 49 — FOOD AND ENVIRONMENTAL HYGIENE DEPARTMENT

**Controlling officer:** the Director of Food and Environmental Hygiene will account for expenditure under this Head.

Estimate 2021–22 .....	<b>\$9,857.9m</b>
Establishment ceiling 2021–22 (notional annual mid-point salary value) representing an estimated 11 496 non-directorate posts as at 31 March 2021 reducing by two posts to 11 494 posts as at 31 March 2022.....	<b>\$4,028.5m</b>
In addition, there will be an estimated 21 directorate posts as at 31 March 2021 and as at 31 March 2022.	
Commitment balance.....	<b>\$100.0m</b>

### Controlling Officer's Report

#### Programmes

<b>Programme (1) Food Safety and Public Health</b>	This programme contributes to Policy Area 2: Agriculture, Fisheries and Food Safety (Secretary for Food and Health).
<b>Programme (2) Environmental Hygiene and Related Services</b>	These programmes contribute to Policy Area 32: Environmental Hygiene (Secretary for Food and Health).
<b>Programme (3) Market Management and Hawker Control</b>	
<b>Programme (4) Public Education and Community Involvement</b>	This programme contributes to Policy Area 2: Agriculture, Fisheries and Food Safety (Secretary for Food and Health) and Policy Area 32: Environmental Hygiene (Secretary for Food and Health).

#### Detail

##### Programme (1): Food Safety and Public Health

	2019–20 (Actual)	2020–21 (Original)	2020–21 (Revised)	<b>2021–22 (Estimate)</b>
Financial provision (\$m)	1,385.2	1,438.9	1,463.6 (+1.7%)	<b>1,544.0</b> (+5.5%)
				(or +7.3% on 2020–21 Original)

#### Aim

2 The aim is to ensure that food available for human consumption is wholesome, hygienic and safe; and to safeguard public health through testing and control of live food animals and effective pest control.

#### Brief Description

3 The work involves:

- conducting risk assessment on food and providing timely information to the public;
- investigating and managing food incidents;
- exercising import control on high-risk food and issuing health certificates for food exports;
- exercising import control on live food animals;
- conducting inspections and tests on live food animals at licensed slaughterhouses;
- providing meat inspection services at licensed slaughterhouses;
- conducting food surveillance at various points of the food chain and taking enforcement actions;
- promoting the Hazard Analysis and Critical Control Point (HACCP) approach to the trade and the adoption of HACCP-based food safety plans;
- ensuring prepackaged food for sale is properly labelled;
- conducting risk assessment on pests affecting public health;

## Head 49 — FOOD AND ENVIRONMENTAL HYGIENE DEPARTMENT

- taking control measures to prevent vector-borne diseases; and
- investigating incidents of vector-borne diseases.

4 The key performance measures are:

### *Targets*

	Target	2019 (Actual)	2020 (Actual)	2021 (Plan)
initiating investigation of reports of food unfit for human consumption within 24 hours (%) .....	100	100	100	<b>100</b>
applications for import of game, meat and poultry to be processed within five working days (%) .....	98	100	100	<b>98</b>
applications for import of milk and milk products to be processed within 12 working days (%).....	98	100	100	<b>98</b>
applications for import of frozen confections to be processed within 12 working days (%).....	98	100	100	<b>98</b>
applications for export or re-export food health certificates to be processed within 12 working days (%) .....	98	100	100	<b>98</b>
issuing veterinary health certificates for export food containing animal products within two working days (%) .....	100	100	100	<b>100</b>
testing pigs for beta-agonists (% of lots) .....	98	100	100	<b>98</b>
conducting inspections of farms exporting food animals to Hong Kong (no. of farms).....	35	45	53@	<b>35</b>
food surveillance through testing of food samples (no. of food samples tested per 1 000 population per year).....	9	9	9	<b>9</b>
initiating investigation of complaints about food labelling within three working days (%).....	100	100	100	<b>100</b>
initiating pest control measures within 24 hours upon receiving report of vector-borne diseases (%).....	100	100	100	<b>100</b>
dealing with complaints on wasps/bees infestation within six working days (%).....	100	100	100	<b>100</b>

@ Document assessments were conducted due to the COVID-19 pandemic.

### *Indicators*

	2019 (Actual)	2020 (Actual)	2021 (Estimate)
food complaints handled .....	5 126	4 092	<b>4 100</b>
applications for import of game, meat and poultry .....	2 637	1 286 $\gamma$	<b>930</b>
applications for import of milk and milk products.....	459	464	<b>470</b>
applications for import of frozen confections .....	463	547	<b>550</b>
export or re-export food health certificates issued.....	418	275	<b>280</b>
veterinary health certificates for export food containing animal products issued.....	1 397	1 310	<b>1 310</b>
vehicles carrying vegetables inspected at Man Kam To Food Control Office $\phi$ .....	11 839	N.A.	<b>N.A.</b>
targeted inspections of food trucks at food control points $\phi$ .....	N.A.	12 000	<b>12 000</b>
samples taken from food animals for testing of veterinary drug residues.....	33 467	32 208	<b>32 200</b>
food samples taken for testing.....	65 598	65 271	<b>65 500</b>
labels checked .....	55 104	55 398	<b>55 000</b>
HACCP seminars/workshops.....	33	13 $\alpha$	<b>33</b>
poison treatments of rodent infestation in building blocks .....	98 322	100 101	<b>100 100</b>
no. of rodent trappings .....	68 490	81 830	<b>81 800</b>

## Head 49 — FOOD AND ENVIRONMENTAL HYGIENE DEPARTMENT

	2019 (Actual)	2020 (Actual)	2021 (Estimate)
mosquito breeding places eliminated.....	65 795	69 771	<b>69 800</b>
pest control surveys conducted .....	10 379	10 883	<b>10 900</b>

- γ There was a reduction in the number of applications for import permissions in 2020 as some importers were no longer required to apply for such permissions and some permissions were issued with a longer validity period, following a business process review in March 2020.
- φ The indicator “vehicles carrying vegetables inspected at Man Kam To Food Control Office” was replaced by a new indicator “targeted inspections of food trucks at food control points” as from 2020.
- α The decrease in seminars/workshops conducted in 2020 was due to the COVID-19 pandemic.

### *Matters Requiring Special Attention in 2021–22*

5 During 2021–22, the Department will:

- follow up the outcome of the public consultation on proposals to strengthen regulation of harmful substances in food, including relevant legislative amendments having regard to the views received;
- continue to review and update local food safety standards, guidelines and regulatory arrangements;
- continue to re-engineer workflow, overhaul and develop new information technology systems for the Centre for Food Safety for more effective management of data in food import and food safety incidents; and
- continue to take forward initiatives to enhance pest control services, particularly in respect of mosquitoes and rodents, to strengthen response to vector-borne diseases and vector surveillance programmes.

### **Programme (2): Environmental Hygiene and Related Services**

	2019–20 (Actual)	2020–21 (Original)	2020–21 (Revised)	2021–22 (Estimate)
Financial provision (\$m)	4,962.4	5,903.1	5,658.0 (–4.2%)	<b>5,889.0</b> (+4.1%)
				(or –0.2% on 2020–21 Original)

### *Aim*

6 The aim is to provide quality environmental hygiene services and facilities, and to safeguard public health through licensing and regulation of licensed food premises.

### *Brief Description*

7 The work involves:

- providing efficient and effective public cleansing services, including street cleansing and household waste collection, and management of public cleansing facilities such as public toilets and refuse collection points;
- licensing and inspecting food premises, and taking enforcement actions against unlicensed and unhygienic food premises;
- processing liquor licence applications and providing administrative support to the Liquor Licensing Board;
- licensing private swimming pools, commercial bathhouses, places of public entertainment, funeral parlours, undertakers, karaoke establishments in restaurants, slaughterhouses and offensive trades, and taking enforcement actions in relation to these activities;
- abating environmental nuisances relating to dripping air-conditioners and water seepage and cleaning up illegal refuse deposit blackspots;
- managing cremation and burial facilities, including public cemeteries, crematoria and columbaria; and
- regulating private columbaria under the Private Columbaria Ordinance (Cap. 630).

## Head 49 — FOOD AND ENVIRONMENTAL HYGIENE DEPARTMENT

8 The key performance measures are:

### *Targets*

	Target	2019 (Actual)	2020 (Actual)	2021 (Plan)
<i>Cleansing</i>				
completion of first round street sweeping services on main roads before 9:00 a.m. to ensure removal of over-night street litter (%).....	99	100	100	99
<i>Licensing of food premises</i>				
holding of Application Vetting Panel meeting for restaurant licences within 20 working days from passing of initial screening (%) .....	99	100	100	99
issuing of food business licences within seven working days from confirmation of compliance (%).....	99	99	99	99
issuing of provisional licences for restaurants and other food premises within one working day from receipt of acceptable Certificates of Compliance for submissions over the counter (%) .....	99	100	100	99
issuing of liquor licences and club liquor licences within five working days from approval by Liquor Licensing Board (%).....	99	100	100	99
<i>Licensing of private swimming pools, commercial bathhouses, places of public entertainment, funeral parlours, undertakers, karaoke establishments in restaurants, slaughterhouses and offensive trades</i>				
issuing of Letters of Requirements within seven working days from clearance with concerned departments (%).....	99	100	100	99
issuing of licences within seven working days from confirmation of compliance (%).....	99	100	100	99
<i>Cemeteries and crematoria</i>				
booking of cremation sessions within 15 days (%).....	99	100	100	99
allocation of burial spaces on the day of application (%) .....	99	100	100	99

### *Indicators*

	2019 (Actual)	2020 (Actual)	2021 (Estimate)
refuse collected (tonnes) .....	2 128 753	2 231 610	2 231 600
recurrent expenditure per tonne of refuse collected (\$)Δ.....	291	298	279
sludge collected by gully emptiers (tonnes).....	3 075	3 488	3 500
restaurant licences .....	15 380	15 863	15 900
other food-related licences (e.g. liquor, food factory, bakery).....	21 463	22 374	22 400
restricted food permits (e.g. sushi and milk).....	7 865	8 559	8 600
applications for new food business licences .....	4 062	4 363	4 400
applications for new restricted food permits .....	1 328	2 182	2 200
inspections to food premises .....	225 944	240 808	241 000
raids against illegal slaughtering.....	12	12	12

## Head 49 — FOOD AND ENVIRONMENTAL HYGIENE DEPARTMENT

	2019 (Actual)	2020 (Actual)	2021 (Estimate)
prosecutions against food premises			
licensed.....	2 837	3 129	3 100
unlicensed.....	4 194	3 220	3 200
food business licences suspended/cancelled .....	101	78	80
courses/seminars for Hygiene Supervisors .....	114	102	114
applications for private swimming pools, places of public entertainment and other licences (excluding applications for temporary licences).....	192	88φ	140
inspections conducted to private swimming pools, places of public entertainment, etc.....	14 684	12 981	13 000
no. of cremations provided			
body.....	45 543	46 465	47 000
skeletal .....	1 552	1 672	1 700
no. of burials conducted			
coffin .....	819	948	950
urn .....	731	635	640
exhumation permits issued.....	4 005	3 681	3 700

Δ The figures represent unit expenditure for the respective financial years ending 31 March.

φ There were fewer applications due to the COVID-19 pandemic.

### *Matters Requiring Special Attention in 2021–22*

9 During 2021–22, the Department will continue to:

- follow up proactively the recommendations in the Audit Report released in November 2019 and the Public Accounts Committee report concerned to further enhance the planning, provision and management of public toilets;
- implement the Enhanced Public Toilet Refurbishment Programme to improve the design and facilities of existing public toilets by phases;
- take stringent enforcement actions against unlicensed food premises and food premises which pose immediate health hazards or with illegal extension of food business areas;
- explore and apply new technology and automation to enhance environmental hygiene services and strengthen related enforcement and prosecution work;
- take forward plans and projects to provide more crematorium and columbarium facilities;
- allocate new niches; and
- implement the Private Columbaria Ordinance by supporting the Private Columbaria Licensing Board in processing applications for a licence or other specified instruments for operating a private columbarium, and taking enforcement actions under the Ordinance.

### **Programme (3): Market Management and Hawker Control**

	2019–20 (Actual)	2020–21 (Original)	2020–21 (Revised)	2021–22 (Estimate)
Financial provision (\$m)	1,995.7	2,172.0	2,132.3 (-1.8%)	2,342.5 (+9.9%)
				(or +7.8% on 2020–21 Original)

### *Aim*

10 The aim is to provide new public market facilities at suitable locations, enhance viability of and maintain a clean and hygienic environment in existing public markets, and control on-street hawking activities.

## Head 49 — FOOD AND ENVIRONMENTAL HYGIENE DEPARTMENT

### *Brief Description*

11 The work involves:

- providing new public market facilities at suitable locations;
- managing and maintaining existing public markets, including modernisation works as appropriate;
- inspecting public markets to ensure cleanliness and compliance with tenancy requirements and conditions;
- controlling and containing on-street hawking activities and obstruction;
- managing licensed hawker pitches, hawker permitted places and hawker bazaars; and
- taking enforcement actions.

12 The key performance measures are:

#### *Targets*

	Target	2019 (Actual)	2020 (Actual)	2021 (Plan)
markets with common parts cleansed at least three times a day (%).....	100	100	100	100
stalls let (%) <sup>θ</sup> .....	85	87	87	90
responding to complaints against illegal hawking in built-up areas within 30 minutes (%).....	98	99	99	98

θ In calculating the letting percentage, the number of stalls set aside for designated purposes has been included in the total number of stalls for letting.

#### *Indicators*

	2019 (Actual)	2020 (Actual)	2021 (Estimate)
licensed hawkers			
fixed pitch hawkers .....	5 045	5 246	5 300
itinerant hawkers .....	370	348	330
estimated no. of unlicensed hawkers.....	1 283	1 115	1 110
raids by Hawker Control Teams .....	117 020	119 854	119 900
joint operations against illegal hawking			
with other departments .....	1 871	1 759	1 760
hawker blackspots .....	45	45	45

### *Matters Requiring Special Attention in 2021–22*

13 During 2021–22, the Department will:

- continue to plan new public market facilities at suitable locations and take forward the proposed projects;
- continue the comprehensive review on public markets, with a view to formulating concrete improvement proposals for the management of public markets;
- continue to implement the Market Modernisation Programme to improve facilities of existing public markets;
- take action to close public markets which are under-utilised; and
- continue to enforce against shop front extensions.

### **Programme (4): Public Education and Community Involvement**

	2019–20 (Actual)	2020–21 (Original)	2020–21 (Revised)	2021–22 (Estimate)
Financial provision (\$m)	81.0	81.0	82.1 (+1.4%)	82.4 (+0.4%)
				(or +1.7% on 2020–21 Original)

### *Aim*

14 The aim is to promote food safety, maintenance of a hygienic environment and green burial through partnership with the community and multimedia publicity campaigns.

## Head 49 — FOOD AND ENVIRONMENTAL HYGIENE DEPARTMENT

### *Brief Description*

15 The work involves:

- enhancing public awareness of the importance of food safety and empowering consumers to make informed choices;
- educating the public on their responsibility in maintaining a clean and hygienic living environment;
- organising targeted public education and publicity programmes to mobilise community involvement and support for activities in keeping the environment clean; and
- promoting green burial as a more sustainable form of disposal of cremated human ashes.

16 The Department disseminates food safety, keep clean and green burial messages through television and radio Announcements in the Public Interest (APIs), social media such as Facebook, Instagram and YouTube, mobile applications, banners, posters, publicity stickers, pamphlets, leaflets and a publicity vehicle, as appropriate. In addition, talks and support are given at food safety and environmental hygiene activities organised by District Councils, non-governmental organisations, community groups and schools.

17 The key performance measures are:

### *Targets*

	Target	2019 (Actual)	2020 (Actual)	2021 (Plan)
responding to requests from primary and secondary schools for talks on food safety and environmental hygiene within one week (%)¶.....	100	100	100	<b>100</b>
responding to requests for information/ talks on food safety and environmental hygiene within one week (%).....	100	100	100	<b>100</b>
responding to requests from day care centres and residential care homes for the elderly for talks on green burial within one week (%)Φ.....	100	100	100	<b>100</b>
publicity campaigns .....	3	4	0#	<b>4</b>

¶ Revised description of the previous target “primary and secondary schools approached for talks on food safety and environmental hygiene” as from 2021.

Φ Revised description of the previous target “day care centres and residential care homes for the elderly approached for talks on green burial” as from 2021.

# No publicity campaign was arranged in 2020 due to the COVID-19 pandemic.

### *Indicators*

	2019 (Actual)	2020 (Actual)	2021 (Estimate)
seminars and activities for general public .....	1 576	447ε	<b>975</b>
television APIs .....	2	0	<b>1</b>
radio APIs.....	4	1	<b>1</b>
outreaching programmes targeted at schools .....	20	10ε	<b>15</b>
school talks on food safety and environmental hygiene .....	1 112	125ε	<b>730</b>

ε The decrease in publicity activities in 2020 was due to the COVID-19 pandemic.

### *Matters Requiring Special Attention in 2021–22*

18 During 2021–22, the Department will:

- continue the efforts in promoting public health, environmental hygiene and food safety, with special emphasis on domestic hygiene, through seminars and activities;
- continue to devise and implement a strategic plan for encouraging reduced intake of salt and sugars in food to promote a healthy diet; and
- continue to promote green burial, particularly in respect of promotion of a central registration scheme.

## Head 49 — FOOD AND ENVIRONMENTAL HYGIENE DEPARTMENT

### ANALYSIS OF FINANCIAL PROVISION

Programme	2019–20 (Actual) (\$m)	2020–21 (Original) (\$m)	2020–21 (Revised) (\$m)	2021–22 (Estimate) (\$m)
(1) Food Safety and Public Health .....	1,385.2	1,438.9	1,463.6	1,544.0
(2) Environmental Hygiene and Related Services .....	4,962.4	5,903.1	5,658.0	5,889.0
(3) Market Management and Hawker Control .....	1,995.7	2,172.0	2,132.3	2,342.5
(4) Public Education and Community Involvement .....	81.0	81.0	82.1	82.4
	8,424.3	9,595.0	9,336.0 (-2.7%)	9,857.9 (+5.6%)
				(or +2.7% on 2020–21 Original)

#### Analysis of Financial and Staffing Provision

##### Programme (1)

Provision for 2021–22 is \$80.4 million (5.5%) higher than the revised estimate for 2020–21. This is mainly due to increased operating expenses for enhancing the effectiveness in food safety management and food import control, stepping up rodent and mosquito prevention and control, and enhancing other public health services. There will be a net decrease of one post.

##### Programme (2)

Provision for 2021–22 is \$231.0 million (4.1%) higher than the revised estimate for 2020–21. This is mainly due to increased operating expenses for keeping Hong Kong clean and enhancing other environmental hygiene services. There will be a net decrease of one post.

##### Programme (3)

Provision for 2021–22 is \$210.2 million (9.9%) higher than the revised estimate for 2020–21. This is mainly due to increased operating expenses for planning new public markets and other municipal facilities, modernisation of existing public markets, and strengthening enforcement against street obstruction, and increased cash flow for a non-recurrent item.

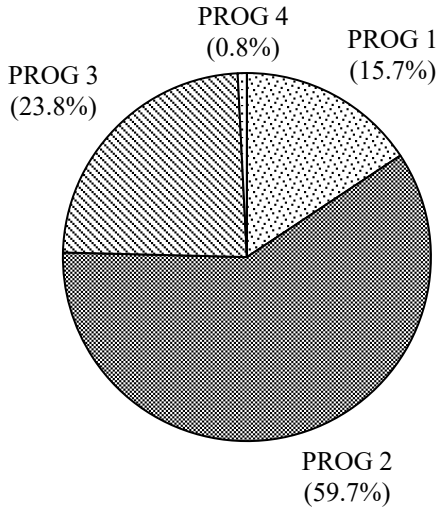
##### Programme (4)

Provision for 2021–22 is \$0.3 million (0.4%) higher than the revised estimate for 2020–21. This is mainly due to increased requirement for operating expenses.

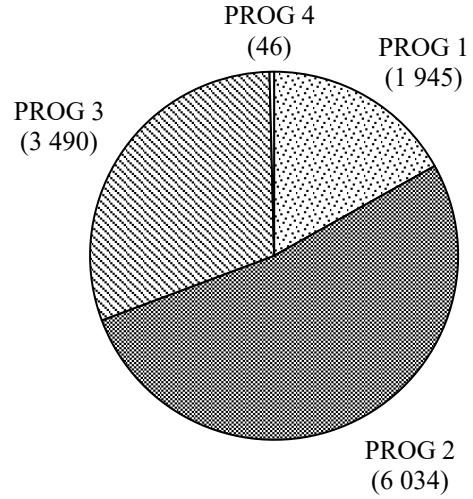


**Head 49 — FOOD AND ENVIRONMENTAL HYGIENE DEPARTMENT**

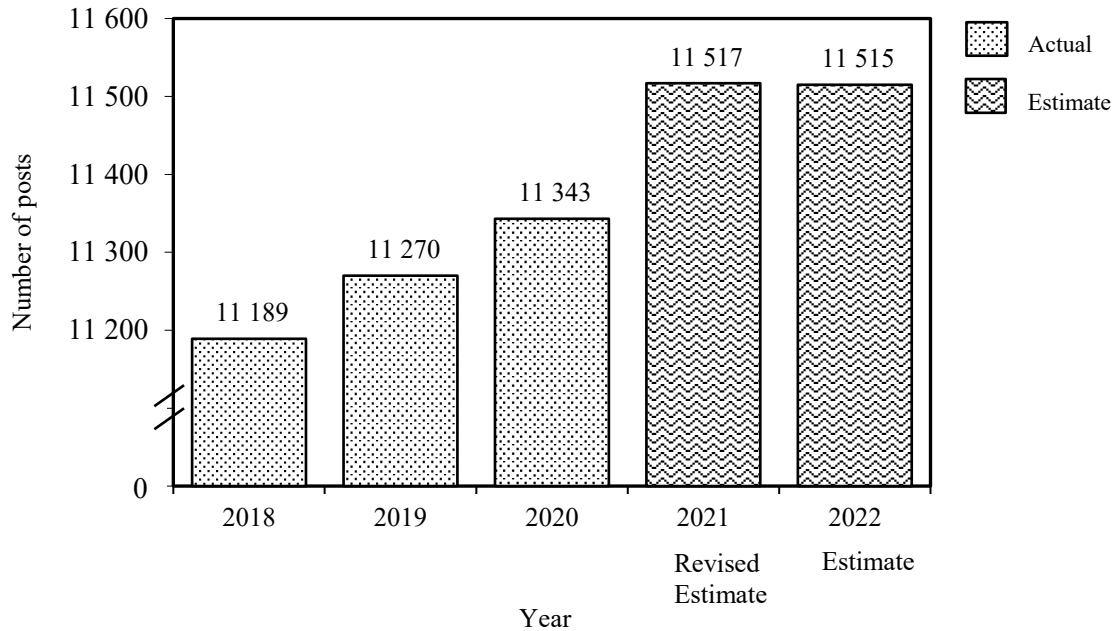
*Allocation of provision to programmes (2021-22)*



*Staff by programme (as at 31 March 2022)*



*Changes in the size of the establishment (as at 31 March)*



## Head 49 — FOOD AND ENVIRONMENTAL HYGIENE DEPARTMENT

Sub-head (Code)	Actual expenditure 2019–20	Approved estimate 2020–21	Revised estimate 2020–21	Estimate 2021–22	
	\$'000	\$'000	\$'000	\$'000	
<b>Operating Account</b>					
Recurrent					
000	Operational expenses .....	8,152,253	9,364,056	9,165,320	<b>9,609,588</b>
	Total, Recurrent.....	8,152,253	9,364,056	9,165,320	<b>9,609,588</b>
Non-Recurrent					
700	General non-recurrent .....	3,971	—	1,350	<b>30,000</b>
	Total, Non-Recurrent.....	3,971	—	1,350	<b>30,000</b>
	Total, Operating Account .....	8,156,224	9,364,056	9,166,670	<b>9,639,588</b>
<b>Capital Account</b>					
Plant, Equipment and Works					
661	Minor plant, vehicles and equipment (block vote).....	268,100	230,918	169,340	<b>218,309</b>
	Total, Plant, Equipment and Works.....	268,100	230,918	169,340	<b>218,309</b>
	Total, Capital Account.....	268,100	230,918	169,340	<b>218,309</b>
	Total Expenditure .....	8,424,324	9,594,974	9,336,010	<b>9,857,897</b>

## Head 49 — FOOD AND ENVIRONMENTAL HYGIENE DEPARTMENT

### Details of Expenditure by Subhead

The estimate of the amount required in 2021–22 for the salaries and expenses of the Food and Environmental Hygiene Department is \$9,857,897,000. This represents an increase of \$521,887,000 over the revised estimate for 2020–21 and \$1,433,573,000 over the actual expenditure in 2019–20.

#### *Operating Account*

##### Recurrent

**2** Provision of \$9,609,588,000 under *Subhead 000 Operational expenses* is for the salaries, allowances and other operating expenses of the Food and Environmental Hygiene Department.

**3** The establishment as at 31 March 2021 will be 11 517 posts including five supernumerary posts. It is expected that there will be a net decrease of two posts in 2021–22. Subject to certain conditions, the controlling officer may under delegated power create or delete non-directorate posts during 2021–22, but the notional annual mid-point salary value of all such posts must not exceed \$4,028,482,000.

**4** An analysis of the financial provision under *Subhead 000 Operational expenses* is as follows:

	2019–20 (Actual) (\$'000)	2020–21 (Original) (\$'000)	2020–21 (Revised) (\$'000)	<b>2021–22 (Estimate) (\$'000)</b>
Personal Emoluments				
- Salaries .....	3,718,117	3,906,526	3,816,391	<b>3,946,434</b>
- Allowances .....	49,405	56,462	54,785	<b>54,785</b>
- Job-related allowances.....	80,275	82,741	82,558	<b>82,558</b>
Personnel Related Expenses				
- Mandatory Provident Fund contribution .....	32,211	33,699	33,278	<b>27,041</b>
- Civil Service Provident Fund contribution .....	248,549	306,323	283,121	<b>351,971</b>
Departmental Expenses				
- General departmental expenses .....	4,023,307	4,977,895	4,894,869	<b>5,146,457</b>
Other Charges				
- Commonwealth War Graves Commission.....	389	410	318	<b>342</b>
	8,152,253	9,364,056	9,165,320	<b>9,609,588</b>

#### *Capital Account*

##### Plant, Equipment and Works

**5** Provision of \$218,309,000 under *Subhead 661 Minor plant, vehicles and equipment (block vote)* represents an increase of \$48,969,000 (28.9%) over the revised estimate for 2020–21. This is mainly due to increased funding requirement for replacement of chiller systems and escalators in public markets, and other minor plant and equipment.

## Head 49 — FOOD AND ENVIRONMENTAL HYGIENE DEPARTMENT

### Commitments

Sub-head (Code)	Item (Code)	Ambit	Approved commitment	Accumulated expenditure to 31.3.2020	Revised estimated expenditure for 2020–21	Balance
			\$'000	\$'000	\$'000	\$'000
<b><i>Operating Account</i></b>						
700		<i>General non-recurrent</i>				
	858	Ex-gratia payment to Food and Environmental Hygiene Department market tenants affected by market development plansΨ .....	100,000Ψ	—	—	100,000
		Total .....	100,000	—	—	100,000

Ψ This is a new item, funding for which is sought in the context of the Appropriation Bill 2021.