

Head 26 — CENSUS AND STATISTICS DEPARTMENT

Controlling officer: the Commissioner for Census and Statistics will account for expenditure under this Head.

Estimate 2022–23 **\$786.8m**

Establishment ceiling 2022–23 (notional annual mid-point salary value) representing an estimated 1 268 non-directorate posts as at 31 March 2022 reducing by 24 posts to 1 244 posts as at 31 March 2023 **\$561.3m**

In addition, there will be an estimated seven directorate posts as at 31 March 2022 and as at 31 March 2023.

Controlling Officer's Report

Programmes

Programme (1) Trade Statistics	This programme contributes to Policy Area 6: Commerce and Industry (Secretary for Commerce and Economic Development) and Policy Area 27: Intra-Governmental Services (Secretary for Financial Services and the Treasury).
Programme (2) Social Statistics	These programmes contribute to Policy Area 27: Intra-Governmental Services (Secretary for Financial Services and the Treasury).
Programme (3) National Accounts and Balance of Payments Statistics	
Programme (4) General Statistical Services	
Programme (5) Price/Industry/Service Statistics	This programme contributes to Policy Area 17: Information Technology and Broadcasting (Secretary for Innovation and Technology) and Policy Area 27: Intra-Governmental Services (Secretary for Financial Services and the Treasury).
Programme (6) Labour Statistics	This programme contributes to Policy Area 27: Intra-Governmental Services (Secretary for Financial Services and the Treasury).

Detail

Programme (1): Trade Statistics

	2020–21 (Actual)	2021–22 (Original)	2021–22 (Revised)	2022–23 (Estimate)
Financial provision (\$m)	184.6	202.1	182.3 (–9.8%)	198.3 (+8.8%)
				(or –1.9% on 2021–22 Original)

Aim

2 The aim is to process import/export declarations and cargo manifests, to safeguard the Government's revenue from import/export declaration charges, and to produce and analyse trade statistics.

Brief Description

- 3** The work involves:
- processing import/export declarations submitted by importers/exporters and cargo manifests submitted by carriers;
 - matching import/export declarations and cargo manifests to ensure full collection of import/export declaration charges;
 - designing commodity classification systems and compiling trade statistics;
 - conducting monthly surveys on trade related to outward processing in the Mainland;
 - conducting surveys on re-export trade for estimating the rates of re-export margin;
 - conducting supplementary surveys to track the latest developments in the trade structure of Hong Kong;

Head 26 — CENSUS AND STATISTICS DEPARTMENT

- collecting data for adjusting import statistics to a free-on-board basis to facilitate compilation of national income and balance of payments (BoP) statistics and international comparison of trade data;
- compiling import/export specification price indices;
- compiling port cargo statistics and container statistics;
- conducting an annual survey to collect data on trade in services and offshore trade in goods; and
- compiling inward foreign affiliates statistics of Hong Kong.

4 The key performance measures are:

Targets

	Target	2020 (Actual)	2021 (Actual)	2022 (Plan)
provision of statistics requiring simple action (working days)	0.5	0.2	0.2	0.2
provision of photocopies or softcopies containing detailed information upon receipt of a firm order (working days).....	2	2	2	2
assistance in completion of import/export declarations or cargo manifests				
simple enquiries by telephone or personal visit (minutes)	4	4	4	4
complex enquiries by telephone or personal visit (working days)	1	1	1	1
written enquiries (working days)	1	1	1	1
time after reference period for release of monthly trade statistics (weeks)	4	4	4	4
time required for issuing notices for outstanding import/export declarations (months)	1.5	1.3	1.2	1.2

Indicators

	2020 (Actual)	2021 (Actual)	2022 (Estimate)
import/export declarations checked (million)	18.7Δ	22.6	22.6
cargo manifests processed (million).....	6.1Δ	6.2	6.2
statistical reports/publications produced	8	8	8
surveys conducted	6	6	6

Δ The lower figure in 2020 was due to the slackening in external merchandise trade amid the global economic downturn.

Matters Requiring Special Attention in 2022–23

5 During 2022–23, the Department will continue to support the use of electronic submission services for import/export declarations and cargo manifests.

Programme (2): Social Statistics

	2020–21 (Actual)	2021–22 (Original)	2021–22 (Revised)	2022–23 (Estimate)
Financial provision (\$m)	246.8	615.5	438.7 (–28.7%)	156.6 (–64.3%)
				(or –74.6% on 2021–22 Original)

Aim

6 The aim is to produce and analyse demographic, labour force and social statistics, and to maintain a register of quarters as a sampling frame for conducting household surveys.

Head 26 — CENSUS AND STATISTICS DEPARTMENT

Brief Description

7 The work involves:

- conducting population censuses/by-censuses at five-yearly intervals;
- compiling vital statistics and population statistics and making population projections;
- conducting a continuous General Household Survey with a core part to collect data on the labour force, employment, unemployment and underemployment and a supplementary part to collect data on a variety of social topics;
- organising the Thematic Household Survey (THS) series to meet the statistical data requirements of bureaux and departments under a contracting-out mode; and
- maintaining an up-to-date register of quarters.

8 The key performance measures are:

Targets

	Target	2020 (Actual)	2021 (Actual)	2022 (Plan)
provision of statistics requiring simple action (working days)	1	1	1	1
provision of photocopies or softcopies containing detailed information upon receipt of a firm order (working days).....	4	4	4	4
time after reference period or time-point for release of half-yearly population statistics (months)	1.7	1.5	1.5	1.7
annual vital statistics (months).....	7.5	7.5	7.5	7.5
unemployment and underemployment statistics for three-month periods (days)	18	18	18	18

Indicators

	2020 (Actual)	2021 (Actual)	2022 (Estimate)
quarters records updated	541 000#	194 000#	121 000
households enumerated¶	98 000δ	2 378 000‡	80 000
statistical systems maintained/enhanced/developed	10	10	10
statistical reports/publications producedφ	10	9	16λ
surveys conductedΨ	5^	4§	3μ

More quarters records were updated in 2020 and 2021 arising from the special exercise on updating the sampling frame for the 2021 Population Census (21C).

¶ Excluding households enumerated in surveys contracted out to private survey research firms.

δ Including households enumerated in the Survey on Persons with Disabilities and Chronic Diseases and the Pilot Survey of the 21C.

‡ Including households enumerated in the 21C and the Post Enumeration Survey of the 21C.

φ The figures vary according to the requirements of bureaux and departments for conducting THS series as well as the scale and complexity of the surveys concerned.

λ Including statistical reports/publications on the 21C results.

Ψ Including household surveys contracted out to private survey research firms.

^ Including the Annual Survey on Profile of Inmates of Private Elderly Homes, the Survey on Persons with Disabilities and Chronic Diseases and the Pilot Survey of the 21C.

§ Including the 21C and the Post Enumeration Survey of the 21C.

μ Including the Annual Survey on Profile of Inmates of Private Elderly Homes.

Matters Requiring Special Attention in 2022–23

9 The Department conducted the 21C in mid-2021, with the summary results to be released around March 2022. Several detailed reports relating to the 21C will subsequently be published in stages.

Head 26 — CENSUS AND STATISTICS DEPARTMENT

Programme (3): National Accounts and Balance of Payments Statistics

	2020–21 (Actual)	2021–22 (Original)	2021–22 (Revised)	2022–23 (Estimate)
Financial provision (\$m)	91.4	100.9	90.9 (–9.9%)	99.7 (+9.7%)
				(or –1.2% on 2021–22 Original)

Aim

10 The aim is to produce and analyse Gross Domestic Product (GDP), Gross National Income (GNI), BoP and related statistics in a timely and accurate manner, and to assist in the preparation of the Government's forecasts of various economic aggregates.

Brief Description

11 The work involves:

- compiling quarterly and annual GDP and GNI statistics based on international statistical standards recommended in the “System of National Accounts” of the United Nations;
- compiling quarterly and annual BoP, international investment position and external debt statistics in accordance with the standards stipulated in the “Balance of Payments and International Investment Position Manual” of the International Monetary Fund;
- conducting survey work for collecting data required for the compilation of annual external direct investment statistics as well as quarterly and annual GNI, BoP and related statistics; and
- providing data and professional support for performing econometric modelling related to the production of short-term and medium-term forecasts of economic aggregates.

12 The key performance measures are:

Targets

	Target	2020 (Actual)	2021 (Actual)	2022 (Plan)
provision of statistics requiring simple action (working days)	1.0	0.4	0.4	0.4
time after reference period for release of various statistics (months)				
quarterly GDP by expenditure component	1.2@	1.0	1.0	1.0
annual GDP by expenditure component	1.2@	1.1	0.9	0.9
quarterly GDP by economic activity	3.0	2.7#	2.6	2.6
annual GDP by economic activity	11	11	11	11
quarterly GNI	3.0	2.6#	2.5	2.5
annual GNI	3.0	3.0#	2.5	2.5
quarterly BoP statistics	3.0	2.8#	2.7	2.7
annual BoP statistics	3.0	3.0#	2.7	2.7
annual external direct investment statistics	12	12	12	12
quarterly statistics on international investment position	3.0	2.8#	2.7	2.7
annual statistics on international investment position	3.0	3.0#	2.7	2.7
quarterly external debt statistics	3.0	2.8#	2.7	2.7
annual external debt statistics	3.0	3.0#	2.7	2.7

@ Ongoing effort is made to enhance the timeliness of the first release of the GDP statistics. The release has been significantly advanced with the introduction of an advance GDP estimate since the reference year of 2019. Since 2021, the target time for the release of the quarterly and annual GDP by expenditure component has also been revised from 2 and 2.5 months respectively to 1.2 months after the reference period.

With the implementation of special work arrangements for government employees in the light of the COVID-19 pandemic, release of some statistics scheduled for March 2020 was postponed by one to two weeks.

Head 26 — CENSUS AND STATISTICS DEPARTMENT

Indicators

	2020 (Actual)	2021 (Actual)	2022 (Estimate)
statistical reports/publications produced	4	4	4
surveys conducted	1	1	1

Matters Requiring Special Attention in 2022–23

13 The Department will continue to enhance the methodology and compilation framework in respect of national accounts, BoP and related statistics to take account of the latest international standards and local economic developments.

Programme (4): General Statistical Services

	2020–21 (Actual)	2021–22 (Original)	2021–22 (Revised)	2022–23 (Estimate)
Financial provision (\$m)	32.4	36.5	33.1 (–9.3%)	36.3 (+9.7%)
				(or –0.5% on 2021–22 Original)

Aim

14 The aim is to provide statistical consultancy services and to maintain quality standards in statistical work.

Brief Description

15 The work involves:

- providing professional assistance to bureaux and departments in statistical work;
- promoting statistical literacy and application of statistics in the community;
- co-ordinating statistical work to ensure data compatibility and maintain quality standards;
- publishing general digests of statistics;
- promoting and facilitating further improvement of statistical services under the Department's e-government strategy, including continuous enhancement of the Department's website;
- promoting the use of official statistics through dissemination in an open data approach; and
- developing the overall information technology (IT) strategy of the Department, co-ordinating IT applications in statistical work and providing related business analysis and technical support.

16 The key performance measures are:

Target

	Target	2020 (Actual)	2021 (Actual)	2022 (Plan)
provision of statistics requiring simple action (working days)	1	1	1	1

Indicators

	2020 (Actual)	2021 (Actual)	2022 (Estimate)
projects of bureaux and departments for which the Department has provided assistance	10	10	10
statistical reports/publications produced	5	5	5

Matters Requiring Special Attention in 2022–23

17 The need for objective, up-to-date and quality statistical information to facilitate policy planning in the Government as well as community understanding and discussion of public issues continues to increase. To meet this need, the Department will continue to upgrade the quality of statistical services in terms of timeliness, relevance and user serviceability. It will continue to co-ordinate statistical activities across government departments to ensure data compatibility and maintain quality standards.

Head 26 — CENSUS AND STATISTICS DEPARTMENT

18 The Department will continue to promote statistical literacy and applications of statistics in the community through organising seminars to facilitate correct interpretation and proper use of statistics.

19 The Department will continue to use modern technologies in the dissemination of statistical information and enhance its website to make it more convenient for users to obtain statistical information.

Programme (5): Price/Industry/Service Statistics

	2020–21 (Actual)	2021–22 (Original)	2021–22 (Revised)	2022–23 (Estimate)
Financial provision (\$m)	182.6	192.1	175.0 (–8.9%)	186.5 (+6.6%)
				(or –2.9% on 2021–22 Original)

Aim

20 The aim is to produce and analyse price, industry and service statistics.

Brief Description

21 The work involves:

- compiling on a monthly basis Consumer Price Indices (CPIs) and index numbers relating to costs of labour and materials used in building and construction projects;
- conducting a Household Expenditure Survey (HES) on a quinquennial basis to collect up-to-date information on household expenditure pattern for rebasing the CPIs;
- conducting an annual economic survey covering all major industry sectors to collect detailed data in respect of the business performance and operating characteristics of these sectors;
- conducting monthly and quarterly economic surveys to collect data for compiling short-term indicators of the business performance of selected industry sectors;
- conducting an annual survey to collect both data and views of companies in Hong Kong with parent companies located outside Hong Kong;
- conducting an annual survey to collect data on innovation activities, including research and development, in the business sector; and
- conducting an ad hoc survey to collect data on IT usage and penetration in the business sector.

22 The key performance measures are:

Targets

	Target	2020 (Actual)	2021 (Actual)	2022 (Plan)
provision of statistics requiring simple action (working days)	1	1	1	1
provision of photocopies or softcopies containing detailed information upon receipt of a firm order (working days).....	4	4	4	4
time after reference period for release of results of various surveys (months)				
Monthly Survey of Retail Sales	1.1	1.0	1.0	1.0
Quarterly Survey of Service Industries	2.4	2.3	2.3	2.3
Quarterly Survey of Restaurant Receipts and Purchases.....	1.2	1.1	1.1	1.1
Annual Survey of Economic Activities.....	11	11	11	11
time after reference period for release of CPIs (days)	22	21	21	21

Head 26 — CENSUS AND STATISTICS DEPARTMENT

Indicators

	2020 (Actual)	2021 (Actual)	2022 (Estimate)
establishments enumerated.....	261 600	294 400#	258 500
households enumerated.....	5 270 ^ψ	—	—
price quotations collected.....	589 600	710 400#	660 000
statistical reports/publications produced.....	23	23	22^α
surveys conducted.....	16 ^β	15 ^μ	14

Including price quotations collected for an ad hoc programme of price study.

ψ Including the number of households enumerated in the 2019–20 HES.

α The “Annual Report on the Consumer Price Index” and the “Monthly Report on the Consumer Price Index” will be merged into a single report in end 2022.

β Including the 2019–20 HES and Annual Survey of Overseas Tours.

μ Including the Survey on Information Technology Usage and Penetration in the Business Sector for 2021.

Matters Requiring Special Attention in 2022–23

23 The Department will continue to enhance the compilation framework in respect of the innovation and technology statistics to meet the increasing data demands.

Programme (6): Labour Statistics

	2020–21 (Actual)	2021–22 (Original)	2021–22 (Revised)	2022–23 (Estimate)
Financial provision (\$m)	91.6	107.8	100.4 (–6.9%)	109.4 (+9.0%)
				(or +1.5% on 2021–22 Original)

Aim

24 The aim is to produce and analyse statistics on employment, vacancies, wage, labour earnings and manpower requirements and to maintain a Central Register of Establishments (CRE) as a sampling frame for conducting establishment surveys.

Brief Description

25 The work involves:

- compiling employment, vacancies, wage and labour earnings statistics;
- compiling statistics on manpower requirements and training needs; and
- maintaining the CRE.

26 The key performance measures are:

Targets

	Target	2020 (Actual)	2021 (Actual)	2022 (Plan)
provision of statistics requiring simple action (working days).....	1	1	1	1
provision of photocopies or softcopies containing detailed information upon receipt of a firm order (working days).....	4	4	4	4
time after reference period for release of results of quarterly surveys (weeks).....	13	13	13	13

Head 26 — CENSUS AND STATISTICS DEPARTMENT

Indicators

	2020 (Actual)	2021 (Actual)	2022 (Estimate)
records of establishments updated	721 000	729 000	729 000
establishments enumerated.....	752 000	728 000 [^]	728 000
statistical reports/publications produced	5	4 ^α	4 ^α
surveys conducted	5	4 ^α	4 ^α

[^] The decrease in 2021 was mainly due to fewer new business registrations and applications for change in business registration particulars received from the Business Registration Office.

^α The Survey of Salaries and Employee Benefits – Managerial and Professional Employees (Excluding Top Management) has ceased to be conducted as from 2021. As a result, statistical report of the survey has also ceased to be produced since 2021.

Matters Requiring Special Attention in 2022–23

27 The Department will continue to:

- enhance the labour statistics compilation framework so that comprehensive, timely and reliable statistics can be made available to facilitate related policy reviews and formulation; and
- maintain and update the CRE, and upkeep the Hong Kong Standard Industrial Classification so as to foster international comparability and reflect the economic activities of Hong Kong.

Head 26 — CENSUS AND STATISTICS DEPARTMENT

ANALYSIS OF FINANCIAL PROVISION

Programme	2020–21 (Actual) (\$m)	2021–22 (Original) (\$m)	2021–22 (Revised) (\$m)	2022–23 (Estimate) (\$m)
(1) Trade Statistics.....	184.6	202.1	182.3	198.3
(2) Social Statistics.....	246.8	615.5	438.7	156.6
(3) National Accounts and Balance of Payments Statistics	91.4	100.9	90.9	99.7
(4) General Statistical Services	32.4	36.5	33.1	36.3
(5) Price/Industry/Service Statistics	182.6	192.1	175.0	186.5
(6) Labour Statistics	91.6	107.8	100.4	109.4
	829.4	1,254.9	1,020.4 (–18.7%)	786.8 (–22.9%)
				(or –37.3% on 2021–22 Original)

Analysis of Financial and Staffing Provision

Programme (1)

Provision for 2022–23 is \$16.0 million (8.8%) higher than the revised estimate for 2021–22. This is mainly due to the increased salary provision for filling of vacancies and staff changes.

Programme (2)

Provision for 2022–23 is \$282.1 million (64.3%) lower than the revised estimate for 2021–22. This is mainly due to the reduced expenses for the 21C and decrease of 24 posts in 2022–23, partly offset by the increased salary provision for filling of vacancies and staff changes.

Programme (3)

Provision for 2022–23 is \$8.8 million (9.7%) higher than the revised estimate for 2021–22. This is mainly due to the increased salary provision for filling of vacancies and staff changes.

Programme (4)

Provision for 2022–23 is \$3.2 million (9.7%) higher than the revised estimate for 2021–22. This is mainly due to the increased salary provision for filling of vacancies and staff changes.

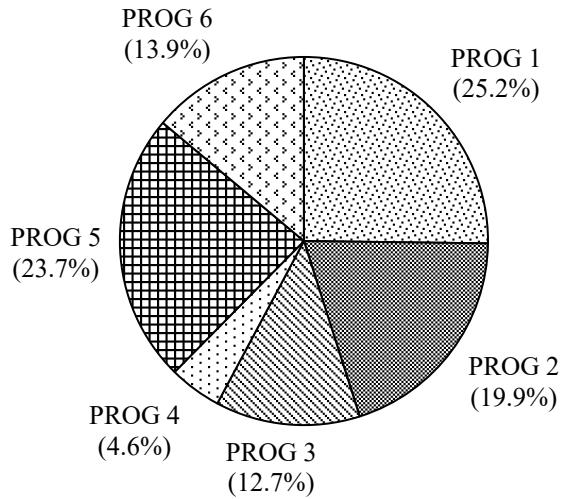
Programme (5)

Provision for 2022–23 is \$11.5 million (6.6%) higher than the revised estimate for 2021–22. This is mainly due to the increased salary provision for filling of vacancies and staff changes, partly offset by the reduced expenses upon the completion of the 2019–20 HES.

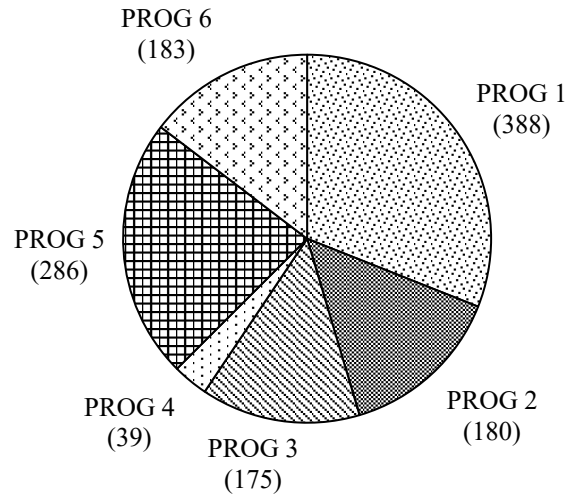
Programme (6)

Provision for 2022–23 is \$9.0 million (9.0%) higher than the revised estimate for 2021–22. This is mainly due to the increased salary provision for filling of vacancies and staff changes.

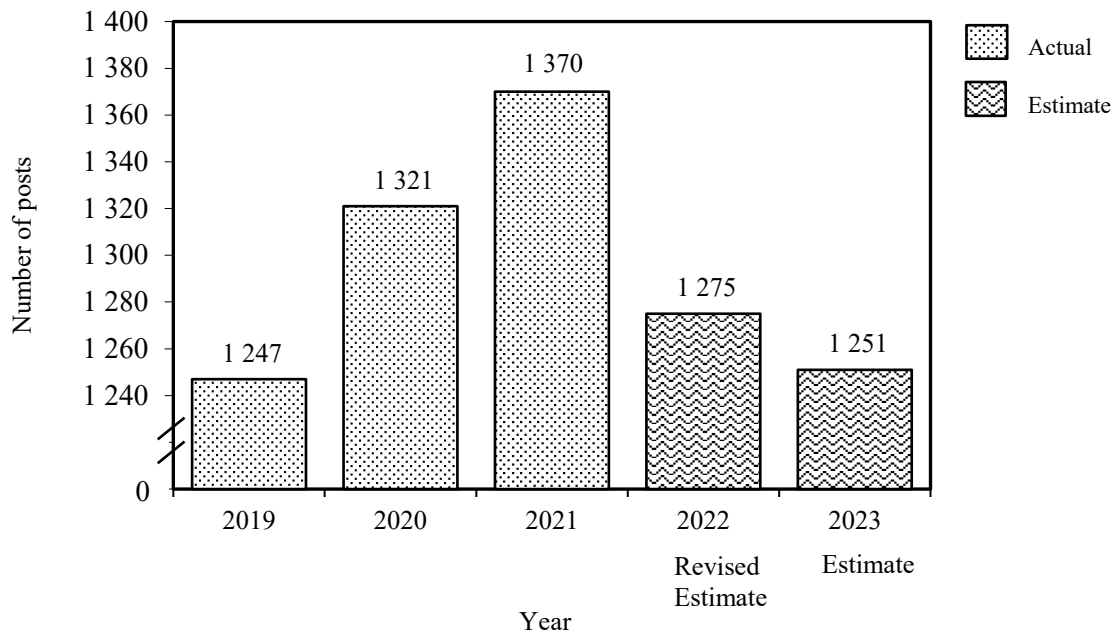
*Allocation of provision
to programmes
(2022-23)*



*Staff by programme
(as at 31 March 2023)*



*Changes in the size of the establishment
(as at 31 March)*



Head 26 — CENSUS AND STATISTICS DEPARTMENT

Sub-head (Code)	Actual expenditure 2020–21	Approved estimate 2021–22	Revised estimate 2021–22	Estimate 2022–23
	\$'000	\$'000	\$'000	\$'000
Operating Account				
Recurrent				
000 Operational expenses	829,026	1,254,362	1,020,062	786,267
Total, Recurrent.....	829,026	1,254,362	1,020,062	786,267
Total, Operating Account	829,026	1,254,362	1,020,062	786,267
Capital Account				
Plant, Equipment and Works				
661 Minor plant, vehicles and equipment (block vote).....	415	500	319	500
Total, Plant, Equipment and Works.....	415	500	319	500
Total, Capital Account.....	415	500	319	500
Total Expenditure	829,441	1,254,862	1,020,381	786,767

Head 26 — CENSUS AND STATISTICS DEPARTMENT

Details of Expenditure by Subhead

The estimate of the amount required in 2022–23 for the salaries and expenses of the Census and Statistics Department is \$786,767,000. This represents a decrease of \$233,614,000 against the revised estimate for 2021–22 and \$42,674,000 against the actual expenditure in 2020–21.

Operating Account

Recurrent

2 Provision of \$786,267,000 under *Subhead 000 Operational expenses* is for the salaries, allowances and other operating expenses of the Census and Statistics Department. The decrease of \$233,795,000 (22.9%) against the revised estimate for 2021–22 is mainly due to the reduced provision for the 2021 Population Census, partly offset by the increased salary provision for filling of vacancies and staff changes.

3 The establishment as at 31 March 2022 will be 1 275 permanent posts. It is expected that there will be a decrease of 24 permanent posts in 2022–23. Subject to certain conditions, the controlling officer may under delegated power create or delete non-directorate posts during 2022–23, but the notional annual mid-point salary value of all such posts must not exceed \$561,324,000.

4 An analysis of the financial provision under *Subhead 000 Operational expenses* is as follows:

	2020–21 (Actual) (\$'000)	2021–22 (Original) (\$'000)	2021–22 (Revised) (\$'000)	2022–23 (Estimate) (\$'000)
Personal Emoluments				
- Salaries	595,684	623,129	589,700	606,122
- Allowances	11,784	18,130	11,117	9,930
- Job-related allowances.....	—	1	1	1
Personnel Related Expenses				
- Mandatory Provident Fund contribution	1,903	2,566	2,006	2,852
- Civil Service Provident Fund contribution	29,086	34,013	32,866	37,940
Departmental Expenses				
- General departmental expenses	190,336	576,289	384,138	129,188
Other Charges				
- Statistical Institute for Asia and the Pacific.....	233	234	234	234
	829,026	1,254,362	1,020,062	786,267

Capital Account

Plant, Equipment and Works

5 Provision of \$500,000 under *Subhead 661 Minor plant, vehicles and equipment (block vote)* represents an increase of \$181,000 (56.7%) over the revised estimate for 2021–22. This is mainly due to the increased requirement for purchase of equipment.