

## Head 26 — CENSUS AND STATISTICS DEPARTMENT

**Controlling officer:** the Commissioner for Census and Statistics will account for expenditure under this Head.

**Estimate 2023–24** ..... **\$777.5m**

**Establishment ceiling 2023–24** (notional annual mid-point salary value) representing an estimated 1 244 non-directorate posts as at 31 March 2023 reducing by five posts to 1 239 posts as at 31 March 2024..... **\$556.5m**

In addition, there will be an estimated seven directorate posts as at 31 March 2023 and as at 31 March 2024.

### Controlling Officer's Report

#### Programmes

- |   |  |
|---|--|
| <b>Programme (1) Trade Statistics</b>                                     | This programme contributes to Policy Area 6: Commerce and Industry (Secretary for Commerce and Economic Development) and Policy Area 27: Intra-Governmental Services (Secretary for Financial Services and the Treasury).                      |
| <b>Programme (2) Social Statistics</b>                                    | These programmes contribute to Policy Area 27: Intra-Governmental Services (Secretary for Financial Services and the Treasury).  |
| <b>Programme (3) National Accounts and Balance of Payments Statistics</b> |  |
| <b>Programme (4) General Statistical Services</b>                         |  |
| <b>Programme (5) Price/Industry/Service Statistics</b>                    | This programme contributes to Policy Area 17: Information Technology and Broadcasting (Secretary for Innovation, Technology and Industry) and Policy Area 27: Intra-Governmental Services (Secretary for Financial Services and the Treasury). |
| <b>Programme (6) Labour Statistics</b>                                    | This programme contributes to Policy Area 27: Intra-Governmental Services (Secretary for Financial Services and the Treasury).   |

#### Detail

##### Programme (1): Trade Statistics

	2021–22 (Actual)	2022–23 (Original)	2022–23 (Revised)	<b>2023–24 (Estimate)</b>
Financial provision (\$m)	185.1	198.3	192.8 (–2.8%)	<b>208.3</b> (+8.0%)
				(or +5.0% on 2022–23 Original)

#### *Aim*

**2** The aim is to process import/export declarations and cargo manifests, to safeguard the Government's revenue from import/export declaration charges, and to produce and analyse trade statistics.

#### *Brief Description*

- 3** The work involves:
- processing import/export declarations submitted by importers/exporters and cargo manifests submitted by carriers;
  - matching import/export declarations and cargo manifests to ensure full collection of import/export declaration charges;
  - designing commodity classification systems and compiling trade statistics;
  - conducting monthly surveys on trade related to outward processing in the Mainland;
  - conducting surveys on re-export trade for estimating the rates of re-export margin;
  - conducting supplementary surveys to track the latest developments in the trade structure of Hong Kong;

## Head 26 — CENSUS AND STATISTICS DEPARTMENT

- collecting data for adjusting import statistics to a free-on-board basis to facilitate compilation of national income and balance of payments (BoP) statistics and international comparison of trade data;
- compiling import/export specification price indices;
- compiling port cargo statistics and container statistics;
- conducting an annual survey to collect data on trade in services and offshore trade in goods; and
- compiling inward foreign affiliates statistics of Hong Kong.

4 The key performance measures are:

### *Targets*

	Target	2021 (Actual)	2022 (Actual)	2023 (Plan)
provision of statistics requiring simple action (working days) .....	0.5	0.2	0.2	<b>0.2</b>
provision of photocopies or softcopies containing detailed information upon receipt of a firm order (working days).....	2	2	2	<b>2</b>
assistance in completion of import/export declarations or cargo manifests				
simple enquiries by telephone or personal visit (minutes) .....	4	4	4	<b>4</b>
complex enquiries by telephone or personal visit (working days) .....	1	1	1	<b>1</b>
written enquiries (working days) .....	1	1	1	<b>1</b>
time after reference period for release of monthly trade statistics (weeks) .....	4	4	4	<b>4</b>
time required for issuing notices for outstanding import/export declarations (months) .....	1.5	1.2	1.2	<b>1.2</b>

### *Indicators*

	2021 (Actual)	2022 (Actual)	2023 (Estimate)
import/export declarations checked (million) .....	22.6	20.4	<b>20.4</b>
cargo manifests processed (million).....	6.2	4.0 $\Delta$	<b>4.7<math>\Delta</math></b>
statistical reports/publications produced .....	8	8	<b>8</b>
surveys conducted .....	6	6	<b>6</b>

$\Delta$  The number of cargo manifests processed in 2022 decreased due to the reduced cross-boundary land cargo flow amidst the COVID-19 epidemic. The number is expected to increase in 2023 following the recent adjustments for cross-boundary goods vehicle transport arrangement.

### *Matters Requiring Special Attention in 2023–24*

5 During 2023–24, the Department will continue to support the use of electronic submission services for import/export declarations and cargo manifests.

### **Programme (2): Social Statistics**

	2021–22 (Actual)	2022–23 (Original)	2022–23 (Revised)	2023–24 (Estimate)
Financial provision (\$m)	432.1	156.6	145.0 (–7.4%)	<b>125.6</b> (–13.4%)
				(or –19.8% on 2022–23 Original)

### *Aim*

6 The aim is to produce and analyse demographic, labour force and social statistics, and to maintain a register of quarters as a sampling frame for conducting household surveys.

## Head 26 — CENSUS AND STATISTICS DEPARTMENT

### *Brief Description*

- 7 The work involves:
- conducting population censuses at five-yearly intervals;
  - compiling vital statistics and population statistics and making population projections;
  - conducting a continuous General Household Survey with a core part to collect data on the labour force, employment, unemployment and underemployment and a supplementary part to collect data on a variety of social topics;
  - organising the Thematic Household Survey (THS) series to meet the statistical data requirements of bureaux and departments under a contracting-out mode; and
  - maintaining an up-to-date register of quarters.
- 8 The key performance measures are:

### *Targets*

	Target	2021 (Actual)	2022 (Actual)	2023 (Plan)
provision of statistics requiring simple action (working days) .....	1	1	1	1
provision of photocopies or softcopies containing detailed information upon receipt of a firm order (working days).....	4	4	4	4
time after reference period or time-point for release of half-yearly population statistics (months) .....	1.7	1.5	1.7	1.5
annual vital statistics (months).....	7.5	7.5	7.5	7.5
unemployment and underemployment statistics for three-month periods (days).....	18	18	18	18

### *Indicators*

	2021 (Actual)	2022 (Actual)	2023 (Estimate)
quarters records updated .....	194 000#	264 000#	119 000
households enumerated¶ .....	2 378 000δ	74 000	74 000
statistical systems maintained/enhanced/developed .....	10	10	10
statistical reports/publications producedφ.....	9	13λ	15λ
surveys conductedΨ .....	4^	3§	3§

# More quarters records were updated in 2021 and 2022 arising from the special exercise on updating the sampling frame for the 2021 Population Census (21C) and the follow-up exercise based on the 21C results.

¶ Excluding households enumerated in surveys contracted out to private survey research firms.

δ Including households enumerated in the 21C and the Post Enumeration Survey of the 21C.

φ The figures vary according to the requirements of bureaux and departments for conducting THS series as well as the scale and complexity of the surveys concerned.

λ Including statistical reports/publications on the 21C results.

Ψ Including household surveys contracted out to private survey research firms.

^ Including the 21C and the Post Enumeration Survey of the 21C.

§ Including the Annual Survey on Profile of Inmates of Private Elderly Homes.

### *Matters Requiring Special Attention in 2023–24*

9 Initial planning for the 2026 Population Census has commenced. The feasibility study for the supporting computer systems is scheduled for completion in 2023–24.

## Head 26 — CENSUS AND STATISTICS DEPARTMENT

### Programme (3): National Accounts and Balance of Payments Statistics

	2021–22 (Actual)	2022–23 (Original)	2022–23 (Revised)	<b>2023–24 (Estimate)</b>
Financial provision (\$m)	91.6	99.7	94.4 (–5.3%)	<b>101.3</b> (+7.3%)
				(or +1.6% on 2022–23 Original)

#### *Aim*

**10** The aim is to produce and analyse Gross Domestic Product (GDP), Gross National Income (GNI), BoP and related statistics in a timely and accurate manner, and to assist in the preparation of the Government’s forecasts of various economic aggregates.

#### *Brief Description*

**11** The work involves:

- compiling quarterly and annual GDP and GNI statistics based on international statistical standards recommended in the “System of National Accounts” of the United Nations;
- compiling quarterly and annual BoP, international investment position and external debt statistics in accordance with the standards stipulated in the “Balance of Payments and International Investment Position Manual” of the International Monetary Fund;
- conducting survey work for collecting data required for the compilation of annual external direct investment statistics as well as quarterly and annual GNI, BoP and related statistics; and
- providing data and professional support for performing econometric modelling related to the production of short-term and medium-term forecasts of economic aggregates.

**12** The key performance measures are:

#### *Targets*

	Target	2021 (Actual)	2022 (Actual)	<b>2023 (Plan)</b>
provision of statistics requiring simple action (working days) .....	1.0	0.4	0.4	<b>0.4</b>
time after reference period for release of various statistics (months)				
quarterly GDP by expenditure component .....	1.2	1.0	1.0	<b>1.0</b>
annual GDP by expenditure component .....	1.2	0.9	0.9	<b>1.0</b>
quarterly GDP by economic activity .....	3.0	2.6	2.6	<b>2.6</b>
annual GDP by economic activity .....	11	11	11	<b>11</b>
quarterly GNI .....	3.0	2.5	2.5	<b>2.5</b>
annual GNI .....	3.0	2.5	2.5	<b>2.5</b>
quarterly BoP statistics .....	3.0	2.7	2.7	<b>2.7</b>
annual BoP statistics .....	3.0	2.7	2.7	<b>2.7</b>
annual external direct investment statistics .....	12	12	12	<b>12</b>
quarterly statistics on international investment position .....	3.0	2.7	2.7	<b>2.7</b>
annual statistics on international investment position .....	3.0	2.7	2.7	<b>2.7</b>
quarterly external debt statistics .....	3.0	2.7	2.7	<b>2.7</b>
annual external debt statistics .....	3.0	2.7	2.7	<b>2.7</b>

## Head 26 — CENSUS AND STATISTICS DEPARTMENT

### *Indicators*

	2021 (Actual)	2022 (Actual)	2023 (Estimate)
statistical reports/publications produced .....	4	4	6@
surveys conducted .....	1	1	1

@ The report on “Gross Domestic Product (Quarterly)” will be re-compiled into three reports, namely “Gross Domestic Product by Expenditure Component”, “Gross Domestic Product by Economic Activity” and “Gross National Income and External Primary Income Flows”.

### *Matters Requiring Special Attention in 2023–24*

13 The Department will continue to enhance the methodology and compilation framework in respect of national accounts, BoP and related statistics to take account of the latest international standards and local economic developments.

### **Programme (4): General Statistical Services**

	2021–22 (Actual)	2022–23 (Original)	2022–23 (Revised)	2023–24 (Estimate)
Financial provision (\$m)	33.3	36.3	34.3 (–5.5%)	36.3 (+5.8%)
				(or same as 2022–23 Original)

### *Aim*

14 The aim is to provide statistical consultancy services and to maintain quality standards in statistical work.

### *Brief Description*

15 The work involves:

- providing professional assistance to bureaux and departments in statistical work;
- promoting statistical literacy and application of statistics in the community;
- co-ordinating statistical work to ensure data compatibility and maintain quality standards;
- publishing general digests of statistics;
- promoting and facilitating further improvement of statistical services under the Department’s e-government strategy, including continuous enhancement of the Department’s website;
- promoting the use of official statistics through dissemination in an open data approach; and
- developing the overall information technology (IT) strategy of the Department, co-ordinating IT applications in statistical work and providing related business analysis and technical support.

16 The key performance measures are:

### *Target*

	Target	2021 (Actual)	2022 (Actual)	2023 (Plan)
provision of statistics requiring simple action (working days) .....	1	1	1	1

### *Indicators*

	2021 (Actual)	2022 (Actual)	2023 (Estimate)
projects of bureaux and departments for which the Department has provided assistance .....	10	10	10
statistical reports/publications produced .....	5	5	5

## Head 26 — CENSUS AND STATISTICS DEPARTMENT

### *Matters Requiring Special Attention in 2023–24*

17 The need for objective, up-to-date and quality statistical information to facilitate policy planning in the Government as well as community understanding and discussion of public issues continues to increase. To meet this need, the Department will continue to upgrade the quality of statistical services in terms of timeliness, relevance and user serviceability. It will continue to co-ordinate statistical activities across government departments to ensure data compatibility and maintain quality standards.

18 The Department will continue to promote statistical literacy and applications of statistics in the community through such activities as organising public seminars and supporting competitions for students to facilitate correct interpretation and proper use of statistics.

19 The Department will continue to use modern technologies in the dissemination of statistical information and enhance its website to make it more convenient for users to obtain statistical information.

### **Programme (5): Price/Industry/Service Statistics**

	2021–22 (Actual)	2022–23 (Original)	2022–23 (Revised)	<b>2023–24 (Estimate)</b>
Financial provision (\$m)	165.1	186.5	176.8 (–5.2%)	<b>190.4</b> (+7.7%)
				(or +2.1% on 2022–23 Original)

### *Aim*

20 The aim is to produce and analyse price, industry and service statistics.

### *Brief Description*

21 The work involves:

- compiling on a monthly basis Consumer Price Indices (CPIs) and index numbers relating to costs of labour and materials used in building and construction projects;
- conducting a Household Expenditure Survey (HES) on a quinquennial basis to collect up-to-date information on household expenditure pattern for rebasing the CPIs;
- conducting an annual economic survey covering all major industry sectors to collect detailed data in respect of the business performance and operating characteristics of these sectors;
- conducting monthly and quarterly economic surveys to collect data for compiling short-term indicators of the business performance of selected industry sectors;
- conducting an annual survey to collect both data and views of companies in Hong Kong with parent companies located outside Hong Kong;
- conducting an annual survey to collect data on innovation activities, including research and development, in the business sector; and
- conducting an ad hoc survey to collect data on IT usage and penetration in the business sector.

22 The key performance measures are:

### *Targets*

	Target	2021 (Actual)	2022 (Actual)	<b>2023 (Plan)</b>
provision of statistics requiring simple action (working days) .....	1	1	1	<b>1</b>
provision of photocopies or softcopies containing detailed information upon receipt of a firm order (working days).....	4	4	4	<b>4</b>
time after reference period for release of results of various surveys (months)				
Monthly Survey of Retail Sales .....	1.1	1.0	1.0	<b>1.0</b>
Quarterly Survey of Service Industries .....	2.4	2.3	2.3	<b>2.3</b>

## Head 26 — CENSUS AND STATISTICS DEPARTMENT

	Target	2021 (Actual)	2022 (Actual)	2023 (Plan)
Quarterly Survey of Restaurant Receipts and Purchases.....	1.2	1.1	1.1	1.1
Annual Survey of Economic Activities.....	11	11	11	11
time after reference period for release of CPIs (days) .....	22	21	21	21

### Indicators

	2021 (Actual)	2022 (Actual)	2023 (Estimate)
establishments enumerated.....	294 400#	259 900	264 800
households enumerated .....	—	—	—
price quotations collected.....	710 400#	639 400	639 600
statistical reports/publications produced .....	23	23	22 <sup>a</sup>
surveys conducted .....	15 <sup>β</sup>	14	15 <sup>μ</sup>

# Including price quotations collected for an ad hoc programme of price study.

<sup>a</sup> The “Annual Report on the Consumer Price Index” and the “Monthly Report on the Consumer Price Index” will be merged into a single report from 2023 onwards. The “Quarterly Supplement to Statistical Digest of the Services Sector” was discontinued as from the reference quarter of the third quarter of 2022. On the other hand, starting from 2023, the report on “Key Statistics on Business Performance and Operating Characteristics of the Import/Export, Wholesale and Retail Trades, and Accommodation and Food Services Sectors” will be split into two reports, with one for the Import/Export, Wholesale and Retail Trades Sector and the other for the Accommodation and Food Services Sector. The report on “Key Statistics on Business Performance and Operating Characteristics of the Information and Communications, Financing and Insurance, Professional and Business Services Sectors” will also be split into two reports, with one for the Information and Communications Sector and the other for the Financing and Insurance, Professional and Business Services Sectors.

<sup>β</sup> Including the Survey on Information Technology Usage and Penetration in the Business Sector for 2021.

<sup>μ</sup> Including the Survey on Information Technology Usage and Penetration in the Business Sector for 2023. From 2023 onwards, the Annual Survey of Premises Owned and Occupied by Private Non-profit Bodies will be conducted biennially, instead of annually, with the next round in 2024. The Annual Survey of Overseas Tours will be resumed in 2023.

### Matters Requiring Special Attention in 2023–24

23 The Department will continue to enhance the compilation framework in respect of the innovation and technology statistics to meet the increasing data demands.

### Programme (6): Labour Statistics

	2021–22 (Actual)	2022–23 (Original)	2022–23 (Revised)	2023–24 (Estimate)
Financial provision (\$m)	93.6	109.4	106.9 (–2.3%)	115.6 (+8.1%)
				(or +5.7% on 2022–23 Original)

### Aim

24 The aim is to produce and analyse statistics on employment, vacancies, wage, labour earnings and manpower requirements and to maintain a Central Register of Establishments (CRE) as a sampling frame for conducting establishment surveys.

### Brief Description

25 The work involves:

- compiling employment, vacancies, wage and labour earnings statistics;
- compiling statistics on manpower requirements and training needs; and
- maintaining the CRE.

## Head 26 — CENSUS AND STATISTICS DEPARTMENT

26 The key performance measures are:

### *Targets*

	Target	2021 (Actual)	2022 (Actual)	<b>2023 (Plan)</b>
provision of statistics requiring simple action (working days) .....	1	1	1	<b>1</b>
provision of photocopies or softcopies containing detailed information upon receipt of a firm order (working days).....	4	4	4	<b>4</b>
time after reference period for release of results of quarterly surveys (weeks) .....	13	13	13	<b>13</b>

### *Indicators*

	2021 (Actual)	2022 (Actual)	<b>2023 (Estimate)</b>
records of establishments updated .....	729 000	664 000 <sup>^</sup>	<b>664 000</b>
establishments enumerated.....	728 000	740 000	<b>740 000</b>
statistical reports/publications produced .....	4	4	<b>4</b>
surveys conducted .....	4	4	<b>4</b>

<sup>^</sup> The decrease in 2022 was mainly due to fewer new business registrations and applications for change in business registration particulars received from the Business Registration Office.

### *Matters Requiring Special Attention in 2023–24*

27 The Department will continue to:

- enhance the labour statistics compilation framework so that comprehensive, timely and reliable statistics can be made available to facilitate related policy reviews and formulation; and
- maintain and update the CRE, and upkeep the Hong Kong Standard Industrial Classification so as to foster international comparability and reflect the economic activities of Hong Kong.



## Head 26 — CENSUS AND STATISTICS DEPARTMENT

### ANALYSIS OF FINANCIAL PROVISION

Programme	2021–22 (Actual) (\$m)	2022–23 (Original) (\$m)	2022–23 (Revised) (\$m)	2023–24 (Estimate) (\$m)
(1) Trade Statistics.....	185.1	198.3	192.8	<b>208.3</b>
(2) Social Statistics.....	432.1	156.6	145.0	<b>125.6</b>
(3) National Accounts and Balance of Payments Statistics .....	91.6	99.7	94.4	<b>101.3</b>
(4) General Statistical Services .....	33.3	36.3	34.3	<b>36.3</b>
(5) Price/Industry/Service Statistics .....	165.1	186.5	176.8	<b>190.4</b>
(6) Labour Statistics .....	93.6	109.4	106.9	<b>115.6</b>
	1,000.8	786.8	750.2 (-4.7%)	777.5 (+3.6%)
				<b>(or -1.2% on 2022–23 Original)</b>

#### Analysis of Financial and Staffing Provision

##### Programme (1)

Provision for 2023–24 is \$15.5 million (8.0%) higher than the revised estimate for 2022–23. This is mainly due to the increased salary provision for filling of vacancies and staff changes.

##### Programme (2)

Provision for 2023–24 is \$19.4 million (13.4%) lower than the revised estimate for 2022–23. This is mainly due to the reduced expenses for the 21C and decrease of five posts in 2023–24, partly offset by the increased salary provision for filling of vacancies and staff changes.

##### Programme (3)

Provision for 2023–24 is \$6.9 million (7.3%) higher than the revised estimate for 2022–23. This is mainly due to the increased salary provision for filling of vacancies and staff changes, and the increased operating expenses.

##### Programme (4)

Provision for 2023–24 is \$2.0 million (5.8%) higher than the revised estimate for 2022–23. This is mainly due to the increased salary provision for filling of vacancies and staff changes, and the increased operating expenses.

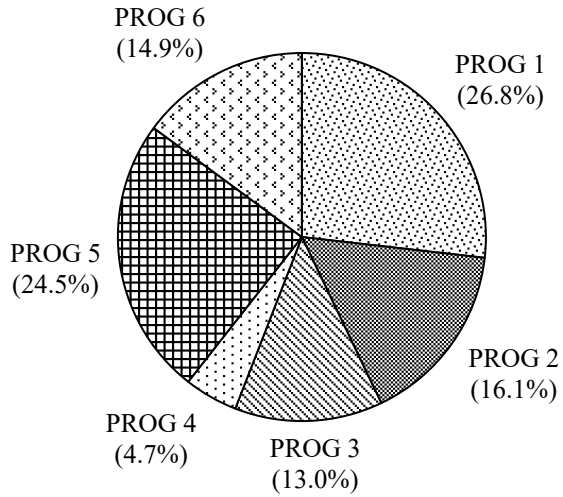
##### Programme (5)

Provision for 2023–24 is \$13.6 million (7.7%) higher than the revised estimate for 2022–23. This is mainly due to the additional expenses for preparing the 2024–25 HES as well as the increased salary provision for filling of vacancies and staff changes.

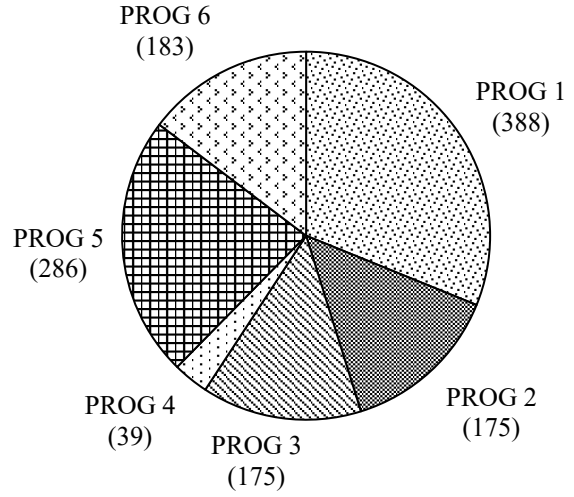
##### Programme (6)

Provision for 2023–24 is \$8.7 million (8.1%) higher than the revised estimate for 2022–23. This is mainly due to the increased salary provision for filling of vacancies and staff changes, and the increased operating expenses.

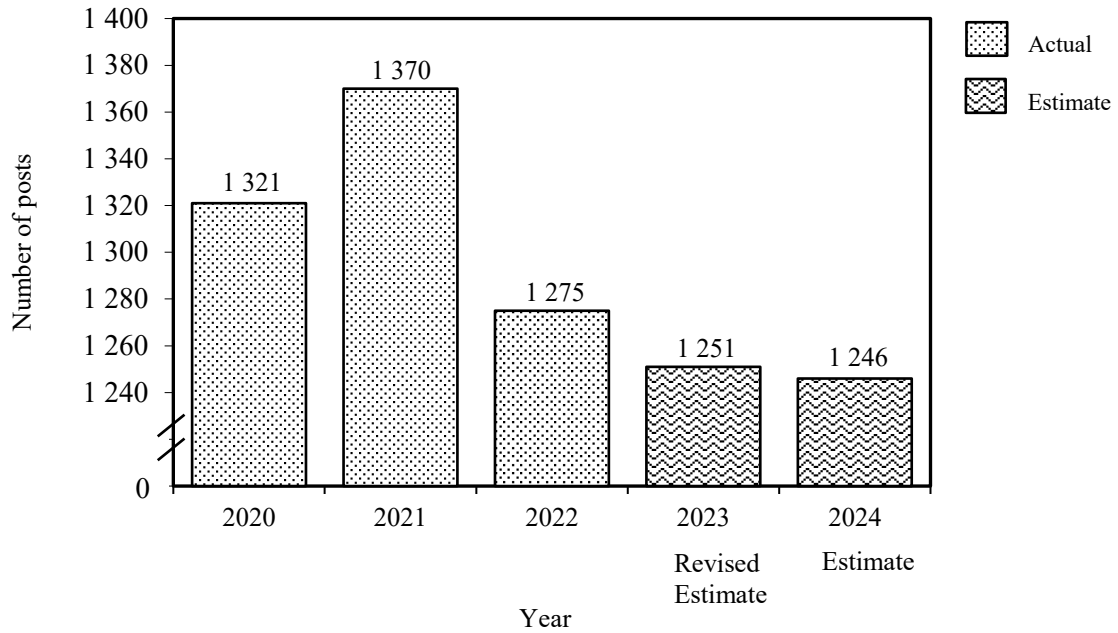
*Allocation of provision to programmes (2023-24)*



*Staff by programme (as at 31 March 2024)*



*Changes in the size of the establishment (as at 31 March)*



**Head 26 — CENSUS AND STATISTICS DEPARTMENT**

Sub-head (Code)	Actual expenditure 2021–22	Approved estimate 2022–23	Revised estimate 2022–23	<b>Estimate 2023–24</b>	
	\$'000	\$'000	\$'000	<b>\$'000</b>	
<b>Operating Account</b>					
Recurrent					
000	Operational expenses .....	1,000,507	786,267	748,958	<b>776,993</b>
	Total, Recurrent.....	1,000,507	786,267	748,958	<b>776,993</b>
	Total, Operating Account .....	1,000,507	786,267	748,958	<b>776,993</b>
<hr/>					
<b>Capital Account</b>					
Plant, Equipment and Works					
661	Minor plant, vehicles and equipment (block vote).....	319	500	1,258	<b>500</b>
	Total, Plant, Equipment and Works.....	319	500	1,258	<b>500</b>
	Total, Capital Account.....	319	500	1,258	<b>500</b>
<hr/>					
	Total Expenditure .....	1,000,826	786,767	750,216	<b>777,493</b>
		<u>1,000,826</u>	<u>786,767</u>	<u>750,216</u>	<u><b>777,493</b></u>

## Head 26 — CENSUS AND STATISTICS DEPARTMENT

### Details of Expenditure by Subhead

The estimate of the amount required in 2023–24 for the salaries and expenses of the Census and Statistics Department is \$777,493,000. This represents an increase of \$27,277,000 over the revised estimate for 2022–23 and a decrease of \$223,333,000 against the actual expenditure in 2021–22.

#### *Operating Account*

##### Recurrent

**2** Provision of \$776,993,000 under *Subhead 000 Operational expenses* is for the salaries, allowances and other operating expenses of the Census and Statistics Department.

**3** The establishment as at 31 March 2023 will be 1 251 permanent posts. It is expected that there will be a decrease of five permanent posts in 2023–24. Subject to certain conditions, the controlling officer may under delegated power create or delete non-directorate posts during 2023–24, but the notional annual mid-point salary value of all such posts must not exceed \$556,470,000.

**4** An analysis of the financial provision under *Subhead 000 Operational expenses* is as follows:

	2021–22 (Actual) (\$'000)	2022–23 (Original) (\$'000)	2022–23 (Revised) (\$'000)	<b>2023–24 (Estimate) (\$'000)</b>
Personal Emoluments				
- Salaries .....	592,805	606,122	588,500	<b>605,655</b>
- Allowances .....	9,601	9,930	5,950	<b>6,910</b>
- Job-related allowances.....	122	1	106	<b>1</b>
Personnel Related Expenses				
- Mandatory Provident Fund contribution .....	2,069	2,852	2,464	<b>3,145</b>
- Civil Service Provident Fund contribution .....	32,824	37,940	36,646	<b>41,962</b>
Departmental Expenses				
- General departmental expenses .....	362,852	129,188	115,056	<b>119,083</b>
Other Charges				
- Statistical Institute for Asia and the Pacific.....	234	234	236	<b>237</b>
	1,000,507	786,267	748,958	<b>776,993</b>

#### *Capital Account*

##### Plant, Equipment and Works

**5** Provision of \$500,000 under *Subhead 661 Minor plant, vehicles and equipment (block vote)* represents a decrease of \$758,000 (60.3%) against the revised estimate for 2022–23. This is mainly due to the decreased requirement for purchase of equipment.