

Head 26 — CENSUS AND STATISTICS DEPARTMENT

Controlling officer: the Commissioner for Census and Statistics will account for expenditure under this Head.

Estimate 2024–25 **\$865.9m**

Establishment ceiling 2024–25 (notional annual mid-point salary value) representing an estimated 1 239 non-directorate posts as at 31 March 2024 reducing by nine posts to 1 230 posts as at 31 March 2025 **\$600.2m**

In addition, there will be an estimated seven directorate posts as at 31 March 2024 and as at 31 March 2025.

Controlling Officer's Report

Programmes

Programme (1) Trade Statistics	This programme contributes to Policy Area 6: Commerce and Industry (Secretary for Commerce and Economic Development) and Policy Area 27: Intra-Governmental Services (Secretary for Financial Services and the Treasury).
Programme (2) Social Statistics	These programmes contribute to Policy Area 27: Intra-Governmental Services (Secretary for Financial Services and the Treasury).
Programme (3) National Accounts and Balance of Payments Statistics	
Programme (4) General Statistical Services	
Programme (5) Price/Industry/Service Statistics	This programme contributes to Policy Area 17: Information Technology and Broadcasting (Secretary for Innovation, Technology and Industry) and Policy Area 27: Intra-Governmental Services (Secretary for Financial Services and the Treasury).
Programme (6) Labour Statistics	This programme contributes to Policy Area 27: Intra-Governmental Services (Secretary for Financial Services and the Treasury).

Detail

Programme (1): Trade Statistics

	2022–23 (Actual)	2023–24 (Original)	2023–24 (Revised)	2024–25 (Estimate)
Financial provision (\$m)	192.5	208.3	196.7 (–5.6%)	210.2 (+6.9%)
				(or +0.9% on 2023–24 Original)

Aim

2 The aim is to process import/export declarations and cargo manifests, to safeguard the Government's revenue from import/export declaration charges, and to produce and analyse trade statistics.

Brief Description

- 3 The work involves:
- processing import/export declarations submitted by importers/exporters and cargo manifests submitted by carriers;
 - matching import/export declarations and cargo manifests to ensure full collection of import/export declaration charges;
 - designing commodity classification systems and compiling trade statistics;
 - conducting surveys to collect supplementary data on imports and exports, including cost of freight and insurance of imports and rates of margin of re-exports;
 - conducting supplementary surveys to track the latest developments in the trade structure of Hong Kong;
 - compiling import/export price indices;

Head 26 — CENSUS AND STATISTICS DEPARTMENT

- compiling port cargo statistics and container statistics;
 - conducting an annual survey to collect data on trade in services and offshore trade in goods; and
 - compiling inward foreign affiliates statistics of Hong Kong.
- 4 The key performance measures are:

Targets

	Target	2022 (Actual)	2023 (Actual)	2024 (Plan)
provision of statistics requiring simple action (working days)	0.5	0.2	0.2	0.2
provision of photocopies or softcopies containing detailed information upon receipt of a firm order (working days).....	2	2	2	2
assistance in completion of import/export declarations or cargo manifests				
simple enquiries by telephone or personal visit (minutes)	4	4	4	4
complex enquiries by telephone or personal visit (working days)	1	1	1	1
written enquiries (working days)	1	1	1	1
time after reference period for release of monthly trade statistics (weeks)	4	4	4	4
time required for issuing notices for outstanding import/export declarations (months)	1.5	1.2	1.2	1.2

Indicators

	2022 (Actual)	2023 (Actual)	2024 (Estimate)
import/export declarations checked (million)	20.4	18.4	18.4
cargo manifests processed (million).....	4.0	4.9	4.9
statistical reports/publications produced	8	8	6#
surveys conducted	6	6	4#

Two surveys and the related reports will be discontinued starting from the statistical period of 2024 in view of decreasing demand of users and availability of similar data from other sources.

Matters Requiring Special Attention in 2024–25

5 During 2024–25, the Department will continue to support the use of electronic submission services for import/export declarations and cargo manifests.

Programme (2): Social Statistics

	2022–23 (Actual)	2023–24 (Original)	2023–24 (Revised)	2024–25 (Estimate)
Financial provision (\$m)	143.9	125.6	126.6 (+0.8%)	187.0 (+47.7%)
				(or +48.9% on 2023–24 Original)

Aim

6 The aim is to produce and analyse demographic, labour force and social statistics, and to maintain a register of quarters as a sampling frame for conducting household surveys.

Brief Description

7 The work involves:

- conducting population censuses at five-yearly intervals;
- compiling vital statistics and population statistics and making population projections;

Head 26 — CENSUS AND STATISTICS DEPARTMENT

- conducting a continuous General Household Survey with a core part to collect data on the labour force, employment, unemployment and underemployment and a supplementary part to collect data on a variety of social topics;
 - organising the Thematic Household Survey (THS) series to meet the statistical data requirements of bureaux and departments under a contracting-out mode; and
 - maintaining an up-to-date register of quarters.
- 8 The key performance measures are:

Targets

	Target	2022 (Actual)	2023 (Actual)	2024 (Plan)
provision of statistics requiring simple action (working days)	1	1	1	1
provision of photocopies or softcopies containing detailed information upon receipt of a firm order (working days).....	4	4	4	4
time after reference period or time-point for release of				
half-yearly population statistics (months)	1.7	1.7	1.5	1.6
annual vital statistics (months).....	7.5	7.5	7.5	7.5
unemployment and underemployment statistics for three-month periods (days).....	18	18	18	18

Indicators

	2022 (Actual)	2023 (Actual)	2024 (Estimate)
quarters records updated	264 000#	157 000	157 000
households enumerated¶	74 000	81 000	81 000
statistical systems maintained/enhanced/developed	10	10	10
statistical reports/publications producedφ.....	13λ	15λ	7
surveys conductedΨ	3	3	3

Updating of more quarters records in 2022 which arose from the follow-up exercise based on the 2021 Population Census (21C) results.

¶ Excluding households enumerated in surveys contracted out to private survey research firms.

φ The figures vary according to the requirements of bureaux and departments for conducting THS series as well as the scale and complexity of the surveys concerned.

λ Including statistical reports/publications on the 21C results.

Ψ Including household surveys contracted out to private survey research firms.

Matters Requiring Special Attention in 2024–25

9 The Department will continue with the planning for the conduct of the 2026 Population Census (26C), involving a provision of \$52,800,000 in 2024–25. The provision mainly covers the temporary upgrading of civil service posts, creation of time-limited civil service posts, engagement of contract staff, and payment of office rent.

Programme (3): National Accounts and Balance of Payments Statistics

	2022–23 (Actual)	2023–24 (Original)	2023–24 (Revised)	2024–25 (Estimate)
Financial provision (\$m)	93.1	101.3	100.7 (–0.6%)	105.5 (+4.8%)

(or +4.1% on
2023–24 Original)

Aim

10 The aim is to produce and analyse Gross Domestic Product (GDP), Gross National Income (GNI), balance of payments (BoP) and related statistics in a timely and accurate manner, and to assist in the preparation of the Government's forecasts of various economic aggregates.

Head 26 — CENSUS AND STATISTICS DEPARTMENT

Brief Description

11 The work involves:

- compiling quarterly and annual GDP and GNI statistics based on international statistical standards recommended in the “System of National Accounts” of the United Nations;
- compiling quarterly and annual BoP, international investment position and external debt statistics in accordance with the standards stipulated in the “Balance of Payments and International Investment Position Manual” of the International Monetary Fund;
- conducting survey work for collecting data required for the compilation of annual external direct investment statistics as well as quarterly and annual GNI, BoP and related statistics; and
- providing data and professional support for performing econometric modelling related to the production of short-term and medium-term forecasts of economic aggregates.

12 The key performance measures are:

Targets

	Target	2022 (Actual)	2023 (Actual)	2024 (Plan)
provision of statistics requiring simple action (working days)	1.0	0.4	0.4	0.4
time after reference period for release of various statistics (months)				
quarterly GDP by expenditure component	1.2	1.0	1.0	1.0
annual GDP by expenditure component	1.2	0.9	1.0	1.0
quarterly GDP by economic activity	3.0	2.6	2.6	2.6
annual GDP by economic activity	11	11	11	11
quarterly GNI	3.0	2.5	2.5	2.5
annual GNI	3.0	2.5	2.5	2.5
quarterly BoP statistics	3.0	2.7	2.7	2.7
annual BoP statistics	3.0	2.7	2.7	2.7
annual external direct investment statistics	12	12	12	12
quarterly statistics on international investment position	3.0	2.7	2.7	2.7
annual statistics on international investment position	3.0	2.7	2.7	2.7
quarterly external debt statistics	3.0	2.7	2.7	2.7
annual external debt statistics	3.0	2.7	2.7	2.7

Indicators

	2022 (Actual)	2023 (Actual)	2024 (Estimate)
statistical reports/publications produced	4	6@	5#
surveys conducted	1	1	1

@ The report on “Gross Domestic Product (Quarterly)” was re-compiled into three reports, namely “Gross Domestic Product by Expenditure Component”, “Gross Domestic Product by Economic Activity” and “Gross National Income and External Primary Income Flows” in 2023.

The report on “Gross Domestic Product (Yearly)” is discontinued. Up-to-date statistics of this report are presented in three other reports, namely “Gross Domestic Product by Expenditure Component”, “Gross Domestic Product by Economic Activity” and “Gross National Income and External Primary Income Flows”.

Matters Requiring Special Attention in 2024–25

13 The Department will continue to enhance the methodology and compilation framework in respect of national accounts, BoP and related statistics to take account of the latest international standards and local economic developments.

Head 26 — CENSUS AND STATISTICS DEPARTMENT

Programme (4): General Statistical Services

	2022–23 (Actual)	2023–24 (Original)	2023–24 (Revised)	2024–25 (Estimate)
Financial provision (\$m)	34.0	36.3	38.1 (+5.0%)	40.1 (+5.2%)
				(or +10.5% on 2023–24 Original)

Aim

14 The aim is to provide statistical consultancy services and to maintain quality standards in statistical work.

Brief Description

15 The work involves:

- providing professional assistance to bureaux and departments in statistical work;
- promoting statistical literacy and application of statistics in the community;
- co-ordinating statistical work to ensure data compatibility and maintain quality standards;
- publishing general digests of statistics;
- promoting and facilitating further improvement of statistical services under the Department's e-government strategy, including continuous enhancement of the Department's website;
- promoting the use of official statistics through dissemination in an open data approach;
- developing the overall information technology (IT) strategy of the Department, co-ordinating IT applications in statistical work and providing related business analysis and technical support; and
- promoting and facilitating the use of data analytics in statistical work.

16 The key performance measures are:

Target

	Target	2022 (Actual)	2023 (Actual)	2024 (Plan)
provision of statistics requiring simple action (working days)	1	1	1	1

Indicators

	2022 (Actual)	2023 (Actual)	2024 (Estimate)
projects of bureaux and departments for which the Department has provided assistance	10	10	10
statistical reports/publications produced	5	5	5

Matters Requiring Special Attention in 2024–25

17 The need for objective, up-to-date and quality statistical information to facilitate policy planning in the Government as well as community understanding and discussion of public issues continues to increase. To meet this need, the Department will continue to upgrade the quality of statistical services in terms of timeliness, relevance and user serviceability. It will continue to co-ordinate statistical activities across government departments to ensure data compatibility and maintain quality standards.

18 The Department will continue to promote statistical literacy and applications of statistics in the community through such activities as organising public seminars and supporting competitions for students to facilitate correct interpretation and proper use of statistics.

19 The Department will continue to use IT and data analytics to enhance its statistical services.

Head 26 — CENSUS AND STATISTICS DEPARTMENT

Programme (5): Price/Industry/Service Statistics

	2022–23 (Actual)	2023–24 (Original)	2023–24 (Revised)	2024–25 (Estimate)
Financial provision (\$m)	172.9	190.4	182.1 (–4.4%)	207.0 (+13.7%)
				(or +8.7% on 2023–24 Original)

Aim

20 The aim is to produce and analyse price, industry and service statistics.

Brief Description

21 The work involves:

- compiling on a monthly basis Consumer Price Indices (CPIs) and index numbers relating to costs of labour and materials used in building and construction projects;
- conducting a Household Expenditure Survey (HES) at five-yearly intervals to collect up-to-date information on household expenditure pattern for rebasing the CPIs;
- conducting an annual economic survey covering all major industry sectors to collect detailed data in respect of the business performance and operating characteristics of these sectors;
- conducting monthly and quarterly economic surveys to collect data for compiling short-term indicators of the business performance of selected industry sectors;
- conducting an annual survey to collect both data and views of companies in Hong Kong with parent companies located outside Hong Kong;
- conducting an annual survey to collect data on innovation activities, including research and development, in the business sector; and
- conducting an ad hoc survey to collect data on IT usage and penetration in the business sector.

22 The key performance measures are:

Targets

	Target	2022 (Actual)	2023 (Actual)	2024 (Plan)
provision of statistics requiring simple action (working days)	1	1	1	1
provision of photocopies or softcopies containing detailed information upon receipt of a firm order (working days).....	4	4	4	4
time after reference period for release of results of various surveys (months)				
Monthly Survey of Retail Sales	1.1	1.0	1.0	1.0
Quarterly Survey of Service Industries	2.4	2.3	2.3	2.3
Quarterly Survey of Restaurant Receipts and Purchases.....	1.2	1.1	1.1	1.1
Annual Survey of Economic Activities.....	11	11	11	11
time after reference period for release of CPIs (days)	22	21	21	21

Indicators

	2022 (Actual)	2023 (Actual)	2024 (Estimate)
establishments enumerated.....	259 900	273 500	298 900
households enumerated	—	—	1 900Ψ
price quotations collected.....	639 400	647 500	698 200

Head 26 — CENSUS AND STATISTICS DEPARTMENT

	2022 (Actual)	2023 (Actual)	2024 (Estimate)
statistical reports/publications produced.....	23 ^α	22	23^α
surveys conducted.....	14	15 ^μ	17^β

Ψ Including the estimated number of households to be enumerated in the 2024–25 HES.

α Including the “Report on the Survey on Information Technology Usage and Penetration in the Business Sector”.

μ Including the Survey on Information Technology Usage and Penetration in the Business Sector for 2023 and the Annual Survey of Overseas Tours which was resumed in 2023. From 2023 onwards, the Annual Survey of Premises Owned and Occupied by Private Non-profit Bodies would be conducted biennially, instead of annually, with the next round in 2024.

β Including the 2024–25 HES conducted at five-yearly intervals, the Annual Survey of Premises Owned and Occupied by Private Non-profit Bodies conducted biennially and the Monthly Survey on Payment Card and Stored Value Facility Schemes which will be conducted starting from 2024.

Matters Requiring Special Attention in 2024–25

23 The Department will review the compilation framework of statistics relating to digital economy to meet the needs of data users.

Programme (6): Labour Statistics

	2022–23 (Actual)	2023–24 (Original)	2023–24 (Revised)	2024–25 (Estimate)
Financial provision (\$m)	105.2	115.6	109.7 (–5.1%)	116.1 (+5.8%)
				(or +0.4% on 2023–24 Original)

Aim

24 The aim is to produce and analyse statistics on employment, vacancies, wage, labour earnings and manpower requirements and to maintain a Central Register of Establishments (CRE) as a sampling frame for conducting establishment surveys.

Brief Description

25 The work involves:

- compiling employment, vacancies, wage and labour earnings statistics;
- compiling statistics on manpower requirements and training needs; and
- maintaining the CRE.

26 The key performance measures are:

Targets

	Target	2022 (Actual)	2023 (Actual)	2024 (Plan)
provision of statistics requiring simple action (working days).....	1	1	1	1
provision of photocopies or softcopies containing detailed information upon receipt of a firm order (working days).....	4	4	4	4
time after reference period for release of results of quarterly surveys (weeks).....	13	13	13	13

Indicators

	2022 (Actual)	2023 (Actual)	2024 (Estimate)
records of establishments updated	664 000	726 000 [^]	726 000[^]
establishments enumerated.....	740 000	788 000 [^]	788 000[^]

Head 26 — CENSUS AND STATISTICS DEPARTMENT

	2022 (Actual)	2023 (Actual)	2024 (Estimate)
statistical reports/publications produced.....	4	4	4
surveys conducted.....	4	4	4

^ The increases were mainly due to more new business registrations and applications for change in business registration particulars received from the Business Registration Office.

Matters Requiring Special Attention in 2024–25

27 The Department will continue to:

- enhance the labour statistics compilation framework so that comprehensive, timely and reliable statistics can be made available to facilitate related policy reviews and formulation; and
- maintain and update the CRE, and upkeep the Hong Kong Standard Industrial Classification so as to foster international comparability and reflect the economic activities of Hong Kong.

Head 26 — CENSUS AND STATISTICS DEPARTMENT

ANALYSIS OF FINANCIAL PROVISION

Programme	2022–23 (Actual) (\$m)	2023–24 (Original) (\$m)	2023–24 (Revised) (\$m)	2024–25 (Estimate) (\$m)
(1) Trade Statistics.....	192.5	208.3	196.7	210.2
(2) Social Statistics.....	143.9	125.6	126.6	187.0
(3) National Accounts and Balance of Payments Statistics	93.1	101.3	100.7	105.5
(4) General Statistical Services	34.0	36.3	38.1	40.1
(5) Price/Industry/Service Statistics	172.9	190.4	182.1	207.0
(6) Labour Statistics	105.2	115.6	109.7	116.1
	741.6	777.5	753.9 (–3.0%)	865.9 (+14.9%)
				(or +11.4% on 2023–24 Original)

Analysis of Financial and Staffing Provision

Programme (1)

Provision for 2024–25 is \$13.5 million (6.9%) higher than the revised estimate for 2023–24. This is mainly due to the increased salary provision for filling vacancies and staff changes, and the increased operating expenses, partly offset by the decrease of four posts in 2024–25.

Programme (2)

Provision for 2024–25 is \$60.4 million (47.7%) higher than the revised estimate for 2023–24. This is mainly due to the additional provision for preparation of 26C, the increased salary provision for filling vacancies and staff changes, and the increased operating expenses, partly offset by the net decrease of two posts in 2024–25.

Programme (3)

Provision for 2024–25 is \$4.8 million (4.8%) higher than the revised estimate for 2023–24. This is mainly due to the increased salary provision for filling vacancies and staff changes, and the increased operating expenses.

Programme (4)

Provision for 2024–25 is \$2.0 million (5.2%) higher than the revised estimate for 2023–24. This is mainly due to the increased salary provision for filling vacancies and staff changes, and the increased operating expenses.

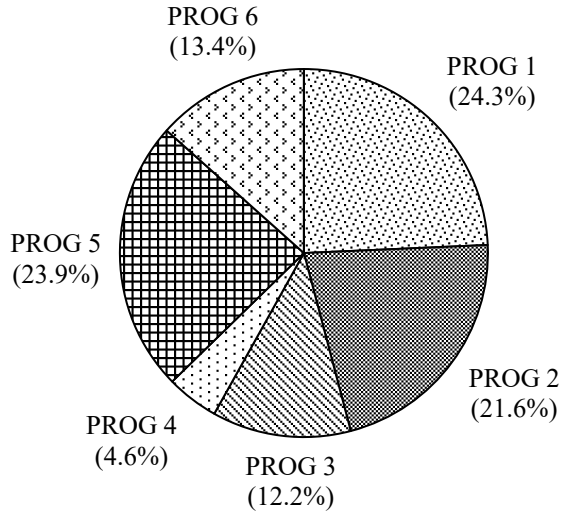
Programme (5)

Provision for 2024–25 is \$24.9 million (13.7%) higher than the revised estimate for 2023–24. This is mainly due to the additional expenses for conducting the 2024–25 HES, the increased salary provision for filling vacancies and staff changes, and the increased operating expenses, partly offset by the net decrease of one post in 2024–25.

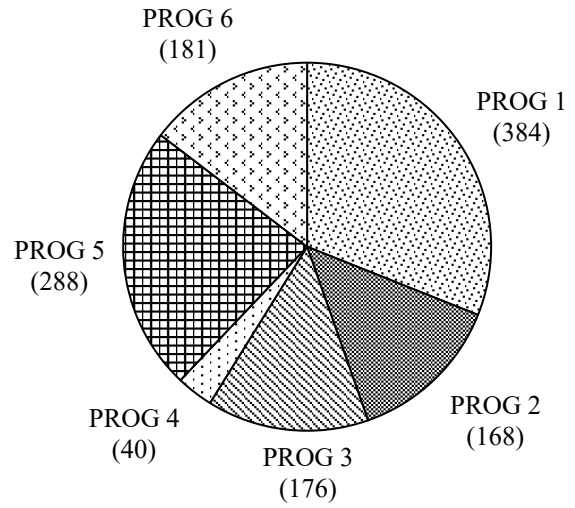
Programme (6)

Provision for 2024–25 is \$6.4 million (5.8%) higher than the revised estimate for 2023–24. This is mainly due to the increased salary provision for filling vacancies and staff changes, and the increased operating expenses, partly offset by the decrease of two posts in 2024–25.

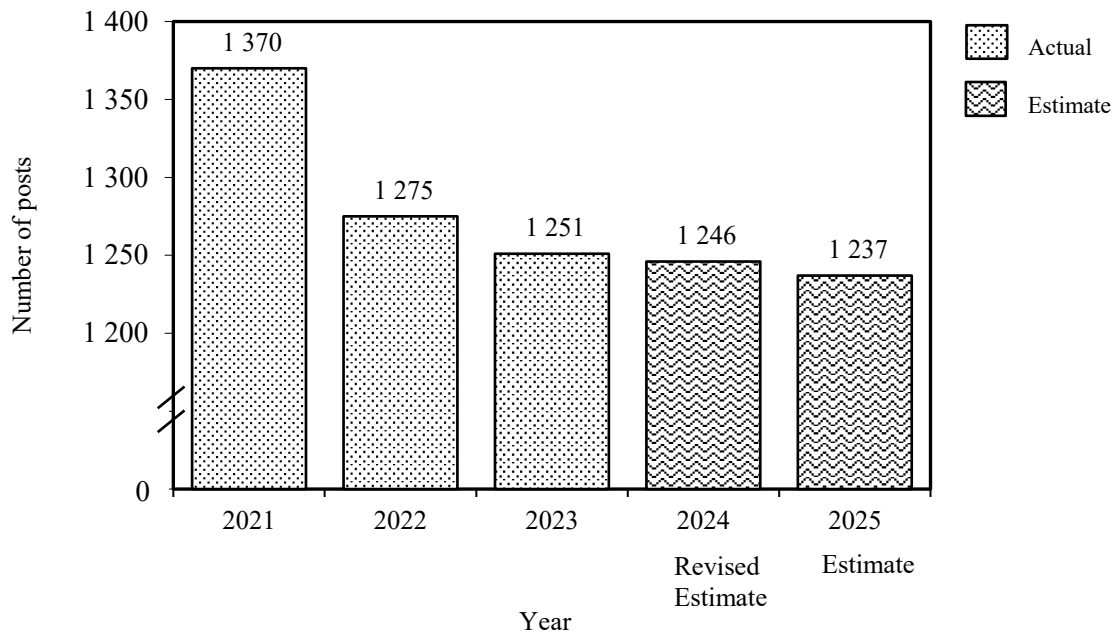
Allocation of provision to programmes (2024-25)



Staff by programme (as at 31 March 2025)



Changes in the size of the establishment (as at 31 March)



Head 26 — CENSUS AND STATISTICS DEPARTMENT

Sub-head (Code)	Actual expenditure 2022-23	Approved estimate 2023-24	Revised estimate 2023-24	Estimate 2024-25	
	\$'000	\$'000	\$'000	\$'000	
Operating Account					
Recurrent					
000	Operational expenses	740,331	776,993	753,341	865,389
	Total, Recurrent.....	740,331	776,993	753,341	865,389
	Total, Operating Account	740,331	776,993	753,341	865,389
<hr/>					
Capital Account					
Plant, Equipment and Works					
661	Minor plant, vehicles and equipment (block vote).....	1,258	500	545	500
	Total, Plant, Equipment and Works.....	1,258	500	545	500
	Total, Capital Account.....	1,258	500	545	500
<hr/>					
	Total Expenditure	741,589	777,493	753,886	865,889
		<u>741,589</u>	<u>777,493</u>	<u>753,886</u>	<u>865,889</u>

Head 26 — CENSUS AND STATISTICS DEPARTMENT

Details of Expenditure by Subhead

The estimate of the amount required in 2024–25 for the salaries and expenses of the Census and Statistics Department is \$865,889,000. This represents an increase of \$112,003,000 over the revised estimate for 2023–24 and \$124,300,000 over the actual expenditure in 2022–23.

Operating Account

Recurrent

2 Provision of \$865,389,000 under *Subhead 000 Operational expenses* is for the salaries, allowances and other operating expenses of the Census and Statistics Department. The increase of \$112,048,000 (14.9%) over the revised estimate for 2023–24 is mainly due to the provision for preparing the 2026 Population Census and conducting the 2024–25 Household Expenditure Survey, as well as the increased salary provision for filling vacancies and staff changes.

3 The establishment as at 31 March 2024 will be 1 246 permanent posts. It is expected that there will be a net decrease of nine permanent posts in 2024–25. Subject to certain conditions, the controlling officer may under delegated power create or delete non-directorate posts during 2024–25, but the notional annual mid-point salary value of all such posts must not exceed \$600,202,000.

4 An analysis of the financial provision under *Subhead 000 Operational expenses* is as follows:

	2022–23 (Actual) (\$'000)	2023–24 (Original) (\$'000)	2023–24 (Revised) (\$'000)	2024–25 (Estimate) (\$'000)
Personal Emoluments				
- Salaries	585,843	605,655	598,100	642,225
- Allowances	5,475	6,910	5,877	6,650
- Job-related allowances.....	106	1	1	1
Personnel Related Expenses				
- Mandatory Provident Fund contribution	2,363	3,145	2,095	2,582
- Civil Service Provident Fund contribution	36,539	41,962	41,855	47,936
Departmental Expenses				
- General departmental expenses	109,769	119,083	105,178	165,758
Other Charges				
- Statistical Institute for Asia and the Pacific.....	236	237	235	237
	740,331	776,993	753,341	865,389